

A photograph of two Detroit Tigers players in white uniforms with orange and blue accents. One player is wearing a catcher's mask and has his arms around another player who is shouting with his mouth wide open. The background is a blurred green field and stadium lights.

2012 INFORMATION GUIDE

The 2012 Detroit Tigers Information Guide is a production of the
Detroit Tigers Baseball Media Relations Department
Copyright 2012, Detroit Tigers, Inc.

Vice President, Communications: Ron Colangelo

Editor/Designer: Brian Britten

Assistant Editor/Designer: Rick Thompson

Editing/Layout Assistance: Aileen Villarreal

Special Thanks: Mike Smith, James Orr, Tom Moore and Giovanni Hernandez

Cover Design: Ignite Creative

Photo Credits: Mark Cunningham, Calvin Doctor, Michael Zagaris, Gene Boyars, Steve Kovich,
Bill Sanders, Detroit News, National Baseball Hall of Fame, MLB Photos and Getty Images

Statistical Information: Elias Sports Bureau, STATS LLC, MLBAM and David Vincent

Printing: Johnston Lithograph, Inc., 11334 Hunt Street, Romulus, MI 48174

All information contained in this guide is correct as of February 5, 2012



TABLE OF CONTENTS

American League Central Division Champions	4
Tigers Most Valuable Players and Cy Young Award Winners	6
TIGERS EXECUTIVES AND FRONT OFFICE	
Staff, Front Office Directory	10
Executive Biographies	12
TIGERS MANAGER AND COACHING STAFF	
Manager and Coaches Biographies	44
TIGERS PLAYERS	
Player Biographies	56
How the 2012 Tigers Were Built	219
2011 TIGERS SEASON REVIEW	
Statistics, 2011 Tigers	222
Highs and Lows, 2011	223
Day-by-Day Results, 2011 Tigers	224
Fielding, 2010 Tigers	227
Tigers Club Statistics	228
Transactions, 2011 Tigers	229
TIGERS OPPONENTS	
American League Opponents	232
National League Opponents	239
Series Sweeps	
By Detroit	242
By Opponents	242
TIGERS HISTORY	
Year-by-Year Tigers Results	244
Home and Road Records, Tigers All-Time	245
National League, Detroit Club	
Year-by-Year Results	245
All-Time Roster	268
Won-Lost Records, by Game Number	246
Batting	
Year-by-Year Statistics	247
Yearly Club Leaders	250
100-or-More Runs Scored, Tigers with	257
200-or-More Hits, Tigers with	257
40-or-More Doubles, Tigers with	258
20-or-More Home Runs, Tigers with	258
100-or-More RBI, Tigers with	259
Pitching	
Year-by-Year Statistics	248
Yearly Club Leaders	253
20-or-More Wins, Tigers with	259
20-or-More Saves, Tigers with	260
200-or-More Strikeouts, Tigers with	260
Baserunning, Tigers with 20-or-More Stolen Bases	259
League Leaders, Tigers	260
Attendance History	261
Comerica Park Crowds	261
Managers, All-Time	262
Coaches, All-Time	263
Rosters, All-Time	263
Trades, All-Time Tigers	268
Opening Day Lineups	274
Last Time It Happened in a Game	277
TIGERS RECORDS	
Batting	
Individual Records	284
Team Records	286
Career Top 10s	302
Single-Season Top 10s	304
Single-Season Rookie Tops	306
Baserunning	
Individual and Team Records	288
Pitching	
Individual Records	289
Team Records	291
Career Top 10s	303
Single-Season Top 10s	305
Single-Season Rookie Tops	307
Fielding	
Individual Records	292
Team Records	292
Errorless Streaks	308
Club Miscellaneous Records	293
Comerica Park Records	294
Tigers Single-Game Batting Feats	298
Low-Hit Games by Tigers	299

TABLE OF CONTENTS



Low-Hit Games versus Tigers.....	300
Tigers Grand Slams, Lead-Off Home Runs and Walk-Off Home Runs.....	301
Games Played, Career Top 10s.....	308
ALL-STAR GAME HISTORY	
All-Star Games in Detroit.....	310
All-Star Game Selections.....	312
TIGERS POST-SEASON HISTORY	
Series Summaries.....	314
Batting	
Individual Records.....	331
Team Records.....	335
Pitching	
Individual Records.....	333
Team Records.....	336
Baserunning	
Individual Records.....	333
Team Records.....	336
Club Fielding Records.....	338
Club Miscellaneous Records.....	338
Attendance History.....	339
Post-Season Home Runs.....	339
TIGERS IN THE HALL OF FAME	
Hall of Fame Tigers Biographies.....	342
TIGERS AWARD WINNERS	
Award Winners.....	350
MEDIA INFORMATION	
Media Guidelines.....	354
Radio and Television.....	355
Broadcasters.....	356
Media Relations Staff, Tigers.....	359
TIGERS PLAYER DEVELOPMENT AND SCOUTING	
Minor Leagues	
Affiliate Directory.....	362
Review of 2011.....	364
Player Development Awards.....	364
Instructors, Managers and Coaches.....	366
Trainers.....	386
Players.....	392
Scouting Directory.....	388
First-Year Player Draft, 2011.....	391
SPRING TRAINING INFORMATION	
Spring Training Information.....	448
2012 Tigers Spring Training Schedule.....	451
Attendance Records.....	452
Spring Statistics, 2011.....	454
COMERICA PARK INFORMATION	
Comerica Park Information.....	456
Moments in Comerica Park History.....	459
Ticket Information.....	460
TIGERS IN THE COMMUNITY	
Tigers in the Community.....	462
MISCELLANEOUS INFORMATION	
Tigers 2012 40-Man Roster.....	466
Tigers 2012 Non-Roster Invitees.....	468
2012 Spring Training Roster.....	469
City of Detroit Skyline.....	471
2012 Tigers Season Schedule.....	472

2012 INFORMATION BOXES

20-20 Club, Tigers.....	240	Hitting Streaks by Tigers Rookies.....	54	Roberto Clemente Award.....	387
40-Year-Old Tigers to Hit a Home Run.....	180	Home Runs, Tigers Monthly Leaders.....	297	Rookie Winning Ways.....	217
All-Time Team, Tigers.....	245	Home Runs at Comerica Park.....	215	Rookies Piling up the Hits.....	282
Anderson's Legacy.....	347	Home Runs, Back-to-Back-to-Back.....	368	Saves, Tigers Monthly Record.....	37
Back-to-Back Home Runs in Playoffs.....	329	Home Runs, Longest at Comerica Park.....	152	Social Media.....	360
BBWAA, Detroit Chapter.....	358	How They Became the "Tigers".....	380	Stars Among Stars.....	239
Brothers to Play for the Tigers.....	260	Inside-the-Park Home Runs.....	129	Stearnes' Star Shines at Hall of Fame.....	346
Centering on Frustration.....	366	Instant Replay.....	352	Strikeouts, Tops by Tigers in ML Debut.....	46
Closing Time.....	218	Interleague Records.....	276	Thanks a Million, Tigers Fans.....	85
Comerica Park Firsts.....	241	Kaline Wins Batting Title at Age 20.....	344	Three Million Mark, Tigers Reach in 2008.....	88
Consecutive Games Played.....	249	Largest Series Crowds at Comerica Park.....	144	Tiger Stadium Final Facts.....	385
Consecutive One-Run Wins.....	228	Lead-off Home Run in Post-Season.....	316	Tigers Catchers Stopping Running Game.....	153
Consecutive Saves Converted by Tigers.....	226	Longest Streaks without a Loss.....	369	Tigers Managers, Ten were Catchers.....	179
Detroit Sports Broadcasters Association.....	376	Michigan Sports Hall of Fame, Tigers in.....	378	Tigers Picking-off the Opposition.....	155
Centering on Frustration.....	366	Multi-Home Runs During the Post-Season.....	327	Tigers Quadruple-Doubles.....	227
Dwight Lowry Man of the Year Award.....	370	Opening Day Blankings.....	51	Tigers Triple Crown.....	390
First-Round Draft Picks, 1965-2011.....	238	Opening Day Trifecta.....	96	Trammell, Whitaker Set AL Record.....	382
General Managers, Detroit Tigers.....	32	Pre-Game Workout Schedule.....	237	Two Million Tigers Fans.....	35
Grand Slams, First Home Run.....	388	Presidents, Detroit Tigers Club.....	25	Walking Away a Winner, Playoffs.....	323
Grand Slams, Tigers Monthly Record.....	173	Qualifications, League Statistical Titles.....	383	Walking-Off with Three Wins.....	136
Hall of Fame Game, Tigers in.....	343	Qualifications, Rookie.....	375	Winning Streaks by Tigers Rookies.....	340
Harwell Enshrined in Cooperstown.....	345	RBI in First Season with Tigers.....	350	Wins by a Young Tigers Pitcher.....	258
		Retired Tigers Uniform Numbers.....	246		



2011 AMERICAN LEAGUE CENTRAL DIVISION CHAMPIONS



The Detroit Tigers enjoyed a banner year in 2011 as Manager Jim Leyland guided the team to a 95-67 record to earn the club's first-ever American League Central Division title and the first overall division crown since winning the American League East Division in 1987. The Tigers success continued into October as the Tigers defeated the New York Yankees in five games in the American League Division Series before eventually losing to the Texas Rangers in six games in the American League Championship Series.

The Tigers banner year was keyed by one of the greatest individual performances by a player in franchise history. Justin Verlander posted a 24-5 record, 2.40 ERA and 250 strikeouts and was named the American League Cy Young Award winner and Most Valuable Player by the Baseball Writers Association of America. He is the first Tigers player to win both honors since Guillermo Hernandez in 1984. He was the first pitcher in baseball to win both awards since Oakland's Dennis Eckersley in 1992 and the first starting pitcher since Boston's Roger Clemens in 1986.

Verlander led the American League with 24 wins, a 2.40 ERA and 250 strikeouts to become the second pitcher in franchise history to win the triple crown, joining Hall of Famer Hal Newhouser, who accomplished the feat in 1945. In addition to leading the league in the triple crown categories, Verlander also led the league with an .828 winning percentage, 251.0 innings pitched, a .192 batting average against, 6.24 hits per nine innings and 8.39 baserunners per nine innings.

Verlander also tossed the second no-hitter of his career on May 7 at Toronto and was named to the all-star team for the fourth time in his career.





Joining Verlander on the all-star squad was teammate Miguel Cabrera, who also put together an MVP-caliber season. The slugging first baseman batted .344 to win the first batting title of his major league career. He led the major leagues with a .448 on-base percentage while becoming just the fifth player in franchise history to score 100 runs, drive in 100 runs and walk 100 times in the same season. Cabrera led the team with 111 runs scored, 197 hits, 48 doubles, 30 home runs, 105 RBI and 108 walks.

Cabrera heated up as the Tigers pulled away in the division race, batting .408 with 23 doubles, eight home runs and 37 RBI over the final two months of the season. He continued his hot hitting in the post-season, batting .314 with four doubles, four home runs and 10 RBI in 11 games during October. He also walked 12 times during the post-season and led the majors with a .489 on-base percentage.

Closer Jose Valverde was also named to the all-star team in 2011 as he established career highs with 75 appearances, 49 saves and 72.1 innings pitched. He led the American League with 75 appearances and 49 saves and brought home hardware following the season as he was named Major League Baseball Delivery Man of the Year. Valverde was a perfect 49-for-49 in save appearances, setting a new club record for saves in a season and consecutive saves.

In addition to setting the club record for consecutive saves in a season, he became only the third pitcher in major league history to be perfect in all of his save chances during a single season while posting 40-or-more saves. He joined Eric Gagne with 55 consecutive saves for the 2003 Los Angeles Dodgers and Brad Lidge with 41 consecutive saves for the 2008 Philadelphia Phillies.



Rounding out the Tigers five all-stars were both Jhonny Peralta and Alex Avila. Peralta was named to the all-star team for the first time in his career and ranked among the top offensive shortstops in the American League, finishing second with a .299 batting average and 84 RBI when playing the position in 2011. The all-star selection was also a first for Avila, who was voted to start behind the plate for the American League, becoming the first Tigers catcher to start the all-star game since Ivan Rodriguez in 2007. Avila emerged as one of the top catchers in the league, earning Silver Slugger honors after leading all American League catchers with a .292 batting average, 130 hits, 32 doubles, 77 RBI and a .507 slugging percentage while catching.

Another key to the Tigers offensive attack in 2011 was designated hitter Victor Martinez. The switch-hitter batted .330 with 40 doubles, 12 home runs and 103 RBI in his first season with the Tigers. He finished fourth in the American League with the .330 batting average, while ranking 10th with 103 RBI. Additionally, Martinez topped the American League with a .394 batting average with runners in scoring position.

The Tigers also added two key players down the stretch who filled a big role in the playoff push. Righthander Doug Fister was acquired from the Seattle Mariners on July 30 and excelled in his first action with the Tigers. He posted an 8-1 record and 1.79 ERA in 11 games with the Tigers and earned the victory in the division-clinching win over the Oakland Athletics on September 16, limiting the Athletics to one run on three hits over eight innings. Fister was also on the hill for the Tigers in the deciding Game Five of the American League Division Series against New York at Yankee Stadium. He limited the Yankees to one run on five hits in five innings to earn his first post-season victory.

Outfielder Delmon Young was acquired from the Minnesota Twins on August 15 and plugged into the lineup as the Tigers everyday left fielder. Young batted .274 with eight home runs and 32 RBI in 40 games down the stretch with the Tigers. He also matched a club record with five home runs during the post-season, including a key home run in the decisive Game Five victory over New York at Yankee Stadium.





VERLANDER NAMED AMERICAN LEAGUE MOST VALUABLE PLAYER AND CY YOUNG AWARD WINNER



Justin Verlander completed one of the greatest seasons in franchise history in 2011, posting a 24-5 record, 2.40 ERA and 250 strikeouts to lead the American League in all three categories and he was named the American League Cy Young Award winner and Most Valuable Player by the Baseball Writers Association of America.

Verlander became the third pitcher in franchise history to win the Cy Young Award and the seventh player to earn Most Valuable Player honors. He joined Denny McLain and Guillermo Hernandez as the only pitchers in franchise history to win both awards in the same season. Additionally, he became the first American League pitcher to earn Most Valuable Player honors since Oakland's Dennis Eckersley in 1992 and the first starting pitcher since Boston's Roger Clemens in 1986.

By winning the Cy Young Award and Most Valuable Player in 2011 and the American League Rookie of the Year in 2006, Verlander became just the second player in major league history to win the Rookie of the Year, Cy Young Award and Most Valuable Player. He joined Don Newcombe, who accomplished the feat by winning National League Rookie of the Year honors in 1949 and the Cy Young Award and National League Most Valuable Player in 1956 with the Brooklyn Dodgers.

Verlander also became just the second Tigers pitcher to earn triple crown honors, joining Hal Newhouser who topped the league in wins, ERA and strikeouts in 1945. He also became the first American League pitcher to win the triple crown since Minnesota's Johan Santana in 2006. In addition to wins, ERA and strikeouts, Verlander also led the league with an .828 winning percentage, 251.0 innings pitched, a .192 batting average against, 6.24 hits per nine innings and 8.39 baserunners per nine innings. He tied for the lead with 34 games started, finished third with 9.0 strikeouts per nine innings and 4.39 strikeouts per walk, tied for fourth with four complete games, tied for fifth with two shutouts and tied for seventh with 2.0 walks per nine innings.

The righthander further etched his name into the record books on May 7 at Toronto when he tossed the second no-hitter of his career, allowing just one walk in a 9-0 victory over the Blue Jays. He became the second pitcher in franchise history to toss two career no-hitters, joining Virgil Trucks who fired two no-hitters during the 1952 season. According to STATS LLC, he became the 27th pitcher to record two career no-hitters in the American or National League.

Verlander made nearly a clean sweep of the post-season awards, earning American League Pitcher of the Year and Major League Player of the Year honors from *The Sporting News*, while also earning American League Outstanding Pitcher and Major League Player of the Year honors from his peers in the Major League Baseball Players Choice Awards.



COCHRANE BECOMES FIRST TIGERS MOST VALUABLE PLAYER


Hall of Fame catcher Mickey Cochrane joined the Tigers in 1934 as a player-manager after nine seasons with the Philadelphia Athletics. He was known as a natural leader on the field and came to the Tigers with a Most Valuable Player Award on his resume, having won the award in 1928 with the Athletics.

He made an immediate impact on the Tigers, guiding the club to a 101-53 record and a berth in the World Series for the first time since 1909. He batted .320 with 32 doubles, two home runs and 76 RBI to become the first player in franchise history to earn Most Valuable Player honors.

The Most Valuable Player voting in 1934 was dominated by the Tigers. Second baseman Charlie Gehringer trailed Cochrane by two points in the voting and finished second, while pitcher Schoolboy Rowe finished fourth, first baseman Hank Greenberg finished sixth and third baseman Marv Owen finished ninth. Cochrane remains the only catcher in club history to win the Most Valuable Player Award.



MVP AND CY YOUNG



GREENBERG WINS TWO MOST VALUABLE PLAYER AWARDS

On the heels of Cochrane's 1934 Most Valuable Player Award, Hall of Fame first baseman Hank Greenberg put together a monstrous 1935 season where he batted .328 with 46 doubles, 16 triples, 36 home runs and 170 RBI to earn his first career Most Valuable Player Award. Greenberg led the league with his 36 home runs, 170 RBI, 389 total bases and 98 extra-base hits.

Like Cochrane, Greenberg's performance helped lead the Tigers to the World Series, but this time around the Tigers defeated the Chicago Cubs in six games to earn the club's first-ever World Series title. Greenberg was limited to two games during the series due to a broken wrist suffered in Game Two, but still managed to belt a home run and drive in a pair of runs in his six at-bats prior to the injury.


Greenberg earned Most Valuable Player honors again in 1940 after batting .340 with 50 doubles, 41 home runs and 150 RBI. He led the league with 50 doubles, 41 home runs, 150 RBI, 384 total bases, 99 extra-base hits and a .670 slugging percentage, while finishing second with a .433 on-base percentage and fifth with a .340 batting average.

His efforts propelled the Tigers to the World Series, but the club would fall to the Cincinnati Reds in seven games despite his .357 batting average with four extra-base hits and six RBI during the series.

GEHRINGER BECOMES TIGERS THIRD MVP IN FOUR SEASONS IN 1937


Hall of Fame second baseman Charlie Gehringer became the third Tigers player to win Most Valuable Player honors in a four-season span when he received the award in 1937. Gehringer batted .371 with 40 doubles, a triple, 14 home runs and 96 RBI, establishing career highs with the .371 batting average and a .458 on-base percentage. He won the American League batting title with the .371 batting average, topping New York's Lou Gehrig, who finished second at .351. In addition to his offensive success, Gehringer led all league second basemen with a career-high .986 fielding percentage and finished second in both putouts and assists.

The award came after four consecutive seasons of finishing in the top six in Most Valuable Player voting as he finished second in 1934, fourth in 1936 and sixth in both 1933 and 1935. Gehringer broke through to win the award by edging New York's Joe Dimaggio by just four points in the voting, while teammate Hank Greenberg finished third in his bid to win back-to-back Most Valuable Player Awards.





TIGERS MVP AND CY YOUNG



NEWHOUSER WINS BACK-TO-BACK MVP AWARDS

The Tigers run of Most Valuable Player Awards continued with Hal Newhouser, who became the first pitcher in franchise history to win the award in 1944. He followed with a second Most Valuable Player honor in 1945, giving Detroit six Most Valuable Player Awards over an 11-season span from 1934-45.

Newhouser posted a 29-9 record and 2.22 ERA during the 1944 season, leading the league with 29 wins and 187 strikeouts. In addition to his Most Valuable Player honor, Newhouser was the inaugural winner of the American League Pitcher of the Year Award from *The Sporting News*.

Newhouser followed up the 1944 season by winning the American League triple crown with a 25-9 record, 1.81 ERA and 212 strikeouts in 1945. He also led the league that year with 36 games started, 29 complete games, eight shutouts and 313.1 innings pitched. He was also named Major League Player of the Year and American League Pitcher of the Year by *The Sporting News*.


Newhouser nearly won a third consecutive Most Valuable Player Award in 1946, losing to Boston's Ted Williams by 27 points after posting a 26-9 record and 1.94 ERA. He led the league in both wins and ERA, finishing second in strikeouts to narrowly miss a second consecutive triple crown.

McLAIN BECOMES FIRST TIGERS CY YOUNG AWARD WINNER

The 1968 season was a magical one for the Detroit Tigers and their ace righthander Denny McLain. McLain finished the season with a 31-6 record and 1.96 ERA to become the first major league pitcher to win 30 games since Dizzy Dean posted a 30-6 record for the St. Louis Cardinals in 1934. No pitcher has reached 30 wins since McLain, making him the only pitcher in nearly 80 seasons to accomplish the feat.

In addition to his dominance in the win column, McLain also led the league in winning percentage, games started, complete games and innings pitched in 1968 and was voted both the American League Cy Young Award winner and Most Valuable Player. McLain became the first pitcher in franchise history to win the Cy Young Award and joined Newhouser as the second pitcher to win Most Valuable Player honors.

He followed the 1968 season with a 24-9 record and 2.80 ERA in 1969. He led the league in victories, games started and innings pitched and was voted the American League Cy Young Award winner for the second consecutive season. He remains the only pitcher in franchise history to win multiple Cy Young Awards.



HERNANDEZ EARNS BOTH MVP AND CY YOUNG HONORS IN 1984

The 1984 season was a memorable one for the Detroit Tigers as the team jumped out to a 35-5 start and rolled to a World Series title. Reliever Guillermo Hernandez was a stopper on the pitching staff, posting a 9-3 record, 1.92 ERA and 32 saves in 80 games out of the bullpen. He converted 32 consecutive saves during the season, a club record that stood until Jose Valverde posted 49 consecutive saves in 2011.

Hernandez led the league in appearances and games finished, while allowing just 96 hits in 140.1 innings out of the bullpen. The 140.1 innings pitched out of the bullpen remains second-most in franchise history by a relief pitcher, trailing 150.0 innings by John Hiller in 1974.

For his efforts, he was voted both the American League Cy Young Award winner and Most Valuable Player. He became the second pitcher in franchise history to earn Cy Young honors and the third pitcher in franchise history to earn Most Valuable Player honors, joining Denny McLain as just the second to earn both the Cy Young Award and Most Valuable Player Award in the same season.

TIGERS FRONT OFFICE





TIGERS ORGANIZATION DIRECTORY

DETROIT TIGERS, INC.

Comerica Park
2100 Woodward Ave.
Detroit, MI 48201

Phone: (313) 471-2000 / Fax: (313) 471-2138

tigers.com / [facebook.com/tigers](https://www.facebook.com/tigers) / [@Official_Tigers](https://twitter.com/Official_Tigers) / [@Tigers](https://twitter.com/Tigers) / [@TigresdeDetroit](https://twitter.com/TigresdeDetroit)

Owner/DirectorMichael Ilitch

Executive Office

President, Chief Executive Officer & General ManagerDavid Dombrowski
 Executive Vice President, Business OperationsDuane McLean
 Senior Vice PresidentJim Devellano
 Vice President/Assistant General ManagerAl Avila
 Vice President, Amateur Scouting/Special Assistant to the General ManagerDavid Chadd
 Vice President, CommunicationsRon Colangelo
 Vice President, Corporate PartnershipsSteve Harms
 Vice President, Park OperationsMichael Healy
 Vice PresidentCharles P. Jones
 Vice President, Community & Public AffairsElaine Lewis
 Vice President, Ticket & Suite SalesScot Pett
 Vice President, Finance & Administration, Chief Financial OfficerStephen Quinn
 Vice President, Player PersonnelScott Reid
 Vice President, Baseball Legal CounselJohn Westhoff
 Vice President, MarketingEllen Hill Zeringue
 Special Assistant to the PresidentWillie Horton
 Special Assistant to the PresidentAl Kaline
 Executive Assistant to the President, Chief Executive Officer & General ManagerMarty Lyon
 Executive Assistant to the Executive Vice President, Business OperationsPeggy Thompson
 Executive Assistant to the VP/Assistant GM & VP, Baseball Legal CounselEileen Surma
 Administrative/Accounting AssistantTracy Rice
 Public Affairs Administrative AssistantDonna Bernardo

Baseball Operations

Director, Minor League OperationsDan Lunetta
 Director, Player DevelopmentDave Owen
 Director, Amateur ScoutingScott Pleis
 Director, Baseball OperationsMike Smith
 Director, Minor League and Scouting AdministrationCheryl Evans
 Director, International OperationsTom Moore
 Director, Latin American ScoutingMiguel Garcia
 Director, Latin American Player DevelopmentManny Crespo
 Director, Dominican Republic OperationsRamon Perez
 Special Assistant to the General ManagerDick Egan
 Minor League Operations CoordinatorAvi Becher
 Assistant, Amateur ScoutingJulian Shabazz
 Scouting Assistant, International OperationsGiovanni Hernandez
 Minor League Operations Administrative AssistantMarilyn Acevedo
 Director, Team TravelTyson Steele
 Advisor, Team TravelBill Brown

Corporate Sales, Suite Sales and Fantasy Camps

Senior Director, Corporate PartnershipsZach Wagner
 Senior Director, Corporate SalesKurt Buhler
 Corporate Sales ManagersSoula Burns, John Wolski
 Sponsorship Services Manager/Assistant CounselAmy Peterson
 Sponsorship Services CoordinatorAshley Ransey
 Director, Fantasy CampsJerry Lewis
 Suite Sales & Services Account ManagersDan Griesbaum, Jeff Sanders
 Suite Sales & Services CoordinatorMaggie Brookens

Finance and Administration

Senior Director, FinanceKelli Kollman
 Director, Purchasing and Supplier DiversityDeAndre Berry
 Accounting ManagerSheila Robine
 Financial AnalystKristin Jorgensen
 Accounts Payable CoordinatorDebbi Sword
 Accounts Receivable CoordinatorSharon Szkarlat
 Senior Director, Human ResourcesKaren Gruca
 Director, Payroll AdministrationMaureen Kraatz
 Payroll AdministratorMark Cebelak
 Human Resources CoordinatorJudy Merpi
 Payroll CoordinatorStephanie Jenkins
 Internal Audit ManagerCandice Lentz
 Director, AuthenticsMarc Himmelstein
 Technology SpecialistBethany Grzegorzczuk
 Mail Services CoordinatorPaul Kustra
 Switchboard OperatorJanet Ware



Marketing and Promotions/In-Game Entertainment

Director, Promotions & In-Game Entertainment	Eli Bayless
Promotions Manager	Jared Karner
Director, Marketing	Ron Wade
Marketing Coordinator	Nicole Blaszczyk
Marketing & Promotions Coordinator	Angela Perez

Media Relations and Broadcasting

Director, Baseball Media Relations	Brian Britten
Manager, Baseball Media Relations	Rick Thompson
Baseball Media Relations Coordinator	Aileen Villarreal
Director, Broadcasting	Molly Betensley

Park Operations

Director, Park Operations	Brian Skipinski
Head Groundskeeper	Heather Nabozny
Assistant Groundskeeper	Gail DeGennaro
Senior Manager, Park Operations	Ed Goward
Manager, Event & Guest Services	Jill Baran
Operations & Event Services Manager	Laurie Clayton
Park Operations Manager	Allan Carisse
Scoreboard Operations Manager	Robb Wilson
Security Manager	Gary Dobrowolski
Administrative Coordinator	Eryka Cheatham
Park Operations Coordinators	Kiril Bayoff, Brandon Weingartz
Ballpark Operations Assistants	Frank Azzopardi, Wesley Easley, Michael Graham, Peter Jannetta, Dan Rucinski, Terry Spangler, Joe Wenzel

Ballpark Electricians	Al Nesbitt, Kleat Pappas, Nick Radjewski
Housekeeping Supervisors	Norman Chambers, Shunta Goodman

Public Affairs and Community Affairs

Director, Detroit Tigers Foundation	Jordan Field
Manager, Player Relations, Sports and Youth Programs	Sam Abrams
Manager, Community Affairs	Alexandrea Thrubis
Community Affairs Coordinator	Kristen Joe
Administrative Assistant	Audrey Zielinski

Ticket Sales

Director, Ticket Sales	Steve Fox
Director, Group Sales	Dwain Lewis
Assistant Director, Ticket Sales	Jeff Lutz
Senior Account Executives	Shaun Colburn, Jeremy Hostetter, Mike Ilitch
Ticket Sales Coordinator	Kevin Sucher
Group & Fundraising Account Executive	Corey Bell
Account Executives	Betsy Bouillon, Joe Clasman, Jim Cleary, Linsey Hood, Jordan McKelvey, Jayme McLean, Scott Rourke, Carolyn Shanks, Trevor Tipton, Kate Walker
Ticket Sales & Service Representatives	Peter Bucci, Michelle Fields, Angelita Hernandez, Jennifer Presley, Greg Savage, Chris Williams

Ticket Services

Director, Ticket Services	Grant Anderson
Ticket Services Manager	Adam Klein
Box Office Administrators	Helen Boyce, Scott Calka, Rosa Chavez, Frank Cordova, Tom Friesmuth, Jessica McCabe, Aubrey Topper

Training/Conditioning

Director, Medical Services/Head Athletic Trainer	Kevin Rand
Assistant Athletic Trainers	Steve Carter, Doug Teter
Strength and Conditioning Coordinator	Javair Gillett
Medical Services Coordinator	Gwen Keating

Clubhouse

Manager, Tigers Clubhouse	Jim Schmakel
Assistant Manager, Visiting Clubhouse	John Nelson
Baseball Video Operations Coordinator	Jeremy Kelch
Baseball Video Operations Assistants	Andy Bjornstad, Tim Janicki, August Sandri

Lakeland Operations

Director, Lakeland Operations	Ron Myers
General Manager	Zach Burek
Administration and Operations Manager	Shannon Follett
Group Sales Manager	Dan Lauer
Clubhouse Manager	Robert Frutchey
Receptionist	Maria Walls
Box Office Manager	Ryan Eason
Cafeteria Manager	Ashley Leggett

Medical Staff

Team Physician (internal)	Michael Workings, M.D.
Team Physician (E.A.P.)	Thomas R. Ghena, LMSW
Team Physician (orthopedic)	Stephen Lemos, M.D.
Team Physician (Florida)	Louis Saco, M.D.
Team Ophthalmologist	David A. Gourwitz, O.D.

FRONT OFFICE



TIGERS FRONT OFFICE



MICHAEL ILITCH

OWNER/DIRECTOR

A proven leader in the sports, restaurant and entertainment industries, Michael Ilitch enters his 20th full season as Owner/Director of the Detroit Tigers.

- He was a driving force behind the creation of the Tigers spectacular new home, Comerica Park, and contributed more than 60 percent of the financing for the \$300 million facility.
- Served a key role in designing the new ballpark, bringing years of entertainment experience to the efforts that resulted in many of the features that make Comerica Park unique.
- Ilitch's acquisition of the Tigers on August 26, 1992 was the culmination of a long association with the club that saw him originally sign a minor league player's contract with the organization in his early 20s.
- Ilitch's playing career was cut short due to a knee injury after his third season with the minor league club.
- Founded Little Caesars Pizza in 1959 with his wife, Marian...Little Caesars, which is one of the top international pizza chains with restaurants on four continents, celebrated its 50-year anniversary on May 8, 2009.
- Committed to business ventures in their hometown of Detroit, the Ilitches purchased the Detroit Red Wings in 1982 and have built them into an elite NHL powerhouse with four Stanley Cup titles in the last 15 seasons.
- Also purchased Olympia Entertainment, which manages several restaurants, sports and entertainment venues in the Detroit area.
- While many businesses were leaving Detroit's urban center, the Ilitches in 1987 purchased the neglected Fox Theatre, a 1928 landmark on the famous Woodward Avenue...with great effort, the building was restored to its original splendor and was reopened with 5,000 seats in 1988...it is now among the highest grossing theatres of its size worldwide.
- In 1989, the family further committed its efforts to reviving Detroit's downtown by relocating its suburban Little Caesars headquarters to the Fox Theatre's adjacent 10-story office building...since then, the area around the Fox and Comerica Park has seen significant development, including the Ilitch-owned City Theatre and Hockeytown Café.
- Created Olympia Development in 1996 to promote development in downtown Detroit.
- In 1999, Ilitch Holdings, Inc., was formed to provide the family's primary business interests in the food, sports and entertainment industries with professional services.
- Ilitch has received Presidential Citations from three United States Presidents -- Bill Clinton, George H.W. Bush and Ronald Reagan for feeding the hungry through the Little Caesars Love Kitchen.
- Ilitch was inducted into the Hockey Hall of Fame in 2003 and the Michigan Sports Hall of Fame and U.S. Hockey Hall of Fame in 2004.
- Ilitch has been honored by many for his tireless efforts in Detroit and surrounding communities with many awards, including the Distinguished Martin Luther King, Jr. Community Service Award from the Michigan Department of Health for promoting and demonstrating exemplary performance in advancing principles of human rights, equality and positive social change and most recently received a Shining Light Regional Cooperation Award for exemplary regional leadership.
- In 2007, Ilitch was given the Secretary's Award, the highest honor given to a civilian by the United States Department of Veterans Affairs, for his Little Caesars Veterans Program, which was created in 2006 to provide honorably discharged veterans with a business opportunity when they transition from service or seek a career change.
- In 2008, Ilitch was rated the number one owner in professional sports by Turnkey Sports and Entertainment.
- In 2010, Ilitch was voted the most effective team owner in the NHL by a *Sports Business Journal* survey.
- *ESPN The Magazine's* "Ultimate Standings 2011" ranked Ilitch as the number one franchise owner in all of professional sports for honesty, commitment to community and loyalty to core players.



CHRISTOPHER ILITCH

**PRESIDENT & CEO,
ILITCH HOLDINGS, INC.**

Christopher Ilitch, president and CEO of Ilitch Holdings, Inc., directs the company that provides professional services to Little Caesar Enterprises Inc., Blue Line Foodservice Distribution, Detroit Red Wings, Detroit Tigers, Champion Foods, Olympia Entertainment, Olympia Development, Uptown Entertainment and the Little Caesars Pizza Kit Fundraising Program.

- Since taking on the role of president at Ilitch Holdings, total combined revenue of the Ilitch companies has grown more than 240 percent from \$700 million in 2000 to \$2.4 billion in 2011...Little Caesars Pizza has experienced tremendous growth and enjoys a presence throughout the United States and four continents...similarly, Blue Line Foodservice Distribution has grown into one of the largest foodservice distributors in the United States and Canada.
- Has more than 24 years of experience and has held several leadership positions at various Ilitch companies, including group vice president at Little Caesars and president of Little Caesars Pizza Kit Fundraising Program.
- Christopher has been, and continues to be, a force in strategic planning for the future growth of all Ilitch companies.
- He is chairman of Ilitch Charities, a non-profit organization that invests in our community's future by supporting innovative, collaborative and measurable programs that make a positive, long-term impact on our community.
- Christopher is on the board of directors for the Detroit Economic Club.
- Served on the host committees for the 2005 Major League Baseball All-Star Game at Comerica Park and Super Bowl XL at Ford Field in 2006 and served as co-chair of the host committee for the 2010 NCAA Men's Frozen Four Hockey Championships.
- Served as chairman of the hospitality committee for the 2009 NCAA Men's Final Four Basketball Tournament.
- He is a board member and a member of the executive committee for the Detroit Regional Chamber, Business Leaders for Michigan and the Downtown Detroit Partnership.
- He is a past chairman of the Detroit Metro Convention and Visitors Bureau board of directors.
- Christopher is a member of the Detroit chapter of the Young Presidents' Organization.
- He serves as an NHL alternate governor.
- Christopher received the Moving Detroit Forward award from WJR and the Detroit Regional Chamber in 2009.
- He graduated from the University of Michigan in 1987 with a bachelor's degree in business administration.
- He and his wife Kelle have three children.



DAVID DOMBROWSKI

**PRESIDENT, CEO
& GENERAL MANAGER**

In his 34th season of professional baseball, David Dombrowski enters his 11th season with the Tigers after being named team president on November 5, 2001 and assuming the role of general manager on April 8, 2002.

- Shared *The Sporting News* Executive of the Year honors with Milwaukee's Doug Melvin in 2011 as the Tigers finished with a 95-67 record to win the American League Central Division title and advanced to the American League Championship Series...the American League Central Division title was the first in franchise history and the team's first division title since winning the American League East Division title in 1987.
- Received the Andrew "Rube" Foster Award in 2011 as the American League Executive of the Year, presented by the Negro Leagues Baseball Museum.
- Inducted into the Lou Boudreau Hall of Fame by the Pitch & Hit Club of Chicago on January 29, 2012.
- Named *Baseball America's* Executive of the Year in 2006 as the Tigers finished with a 95-67 record to claim the American League Wild Card and advanced to the World Series for the first time since 1984.
- Prior to joining the Tigers, he served as the Florida Marlins president and general manager...named the Marlins first executive vice-president and general manager on September 19, 1991, and added the duties of president on March 1, 2000 as he became the third president in Marlins history.
- Was the architect of the 1997 World Series Champion Marlins...Florida became the fastest expansion club to claim a World Series title as the club was in just its fifth season.
- Florida became the first-ever expansion team to improve its record in each of its first five seasons under his guidance...the Marlins improved from sixth in the National League East in their inaugural season of 1993 (64-98, .395), to fifth in 1994 (51-64, .443), to fourth in 1995 (67-76, .469), to third in 1996 (80-82, .494) and to second in 1997 (92-70, .568).
- *USA Today* named the Marlins its Organization of the Year in 1998, an award presented to the team with the most and the best prospects.
- Previous to his appointment with the Marlins on September 19, 1991, he served nearly five seasons with the Montreal Expos...joined the Expos on December 5, 1986 as the director of minor league clubs before being promoted to assistant to the general manager on August 11, 1987...named vice-president/player personnel on July 5, 1988 and added general manager to his title prior to the 1990 season.
- Named the UPI Major League Executive of the Year in 1990 as Montreal finished third in the National League East with an 85-77 record.
- Montreal was twice honored as *Baseball America's* Organization of the Year (1988, 1990) during his tenure.
- At the time he took over the Expos in 1988, he became the youngest decision-maker in the major leagues at age 31...earned a reputation as an aggressive deal-maker as he completed 23 trades involving 62 players by the end of 1990.
- Began his career in professional baseball in January of 1978 with the Chicago White Sox as an administrative assistant in their minor league and scouting department...promoted to assistant director of player development in April of 1979...named the director of player development in February of 1981 before being promoted to assistant general manager under White Sox general manager Roland Hemond in November 1981...named Chicago's vice-president of baseball operations in December of 1985.
- Recognized as the Sports Executive of the Year at the 10th annual March of Dimes National Athletic Awards dinner on February 2, 1998 at the Fox Theatre in Detroit.
- Graduated from Western Michigan University in 1979 with a degree in business administration and was the recipient of Western Michigan University's Distinguished Alumni Award in 1998...also attended Cornell University for one year where he played football...graduated from Richards High School in Oak Lawn, Illinois.
- 55 years of age...he and his wife, Karie Ross, have a daughter, Darbi Rose (3/3/98) and a son, Landon Ronald (2/8/00).



DUANE MCLEAN

EXECUTIVE VICE PRESIDENT, BUSINESS OPERATIONS

Enters his ninth season with the organization and his first full season in his current role after being promoted to Executive Vice President, Business Operations on August 8, 2011.

- Oversees all business operations for the club, including ticket, suite and sponsorship sales, fantasy camps, park operations, customer service, public and community affairs, marketing, broadcasting, communications, promotions and the box office.
- Emphasizes family entertainment value, branding Tigers baseball at Comerica Park as Detroit's number one sports value.
- Club has seen consistent growth in revenue-producing areas during his eight-year tenure with the Tigers, including a franchise-record seven consecutive seasons with attendance totals surpassing two million, the first two seasons in franchise history with attendance totals surpassing three million and a franchise-record setting 3,202,645 tickets sold in 2008.
- Under his leadership, the Tigers have established all-time highs in sponsorship, suite, season ticket and group sales.
- Prior to joining the Tigers as Senior Vice President, Business Operations on November 19, 2003, he spent five years with the Seattle Seahawks of the National Football League...joined the club as Vice President of Ticket Sales and Service in 1998 and was promoted to Senior Vice President of Sales and Marketing in 2000.
- Oversaw all operational aspects of the Seahawks marketing, broadcasting, sponsorship sales, ticket sales, luxury suite sales, advertising and client services.
- Served as project manager for the Seahawks on the 2002 New Stadium project and spearheaded the Seahawks new logo and uniform redesign.
- Named one of *Sports Business Journal's* 40 under 40 in 2001, as one of the top sports executives under the age of 40.
- Previously, McLean spent one season with the Detroit Lions (1997) as Executive Director of Ticket Sales and Ticket Services...while with the Lions, McLean oversaw the complete conversion and overhaul of the Lions ticket operation, resulting in Detroit's largest season ticket base in 17 years.
- Prior to his stint with the Lions, McLean spent two seasons (1994-96) with the Houston Rockets of the NBA, where the Rockets, under his direction, had their largest season-ticket base in franchise history.
- McLean started his career in the front office of the NBA's Detroit Pistons (1984-93) and also spent a season as Vice President of Ticket Sales for the International Hockey League's Chicago Wolves where the Wolves set the IHL record for paid attendance and led the league in season ticket sales and revenue.
- Earned an undergraduate degree from the University of Wisconsin-Parkside and a master's degree in administrative leadership from the University of Oklahoma.
- McLean and his wife, Susan, have three children, Jayme, Kayla, and Dayne...he is a native of Rochester Hills, Michigan.




JIM DEVELLANO

SENIOR VICE PRESIDENT

Named to his position by Tigers owner Michael Ilitch on June 7, 2001.

- Provides advice and expertise for the Tigers business and marketing operations.
- Is also senior vice president of the Detroit Red Wings, a position he has held with the team since July 1990.
- Serves the Red Wings as an alternate on the NHL's Board of Governors.
- Devellano was the first individual hired by owners Mike and Marian Ilitch after they purchased the Red Wings in June 1982...is currently in his 30th season with the Red Wings.
- Owns seven Stanley Cup rings (NY Islanders 1980-82, Red Wings 1997-98, 2002, 2008), as well as three Calder Cup rings with Adirondack in the American Hockey League, two Adams Cup rings in the Central Hockey League and a Riley Cup ring with Toledo in the East Coast Hockey League.
- Served as the general manager for the Red Wings for eight seasons...in his first draft as general manager, he tabbed Steve Yzerman in the 1983 Entry Draft who would become the cornerstone of the franchise...later served a second term as general manager for three seasons from 1994-97.
- Under his guidance, the Wings have been to 10 conference finals (1986-87, 1987-88, 1994-95, 1995-96, 1996-97, 1997-98, 2001-02, 2006-07, 2007-08, 2008-09) and six Stanley Cup finals (1994-95, 1996-97, 1997-98, 2001-02, 2007-08, 2008-09)...the team has also won six President's Trophies (1994-95, 1995-96, 2001-02, 2003-04, 2005-06, 2007-08), eight regular season Western Conference championships (1993-94, 1994-95, 1995-96, 2001-02, 2003-04, 2005-06, 2006-07, 2007-08) and 16 division championships (1987-88, 1988-89, 1991-92, 1993-94, 1994-95, 1995-96, 1998-99, 2000-01, 2001-02, 2002-03, 2003-04, 2005-06, 2006-07, 2007-08, 2008-09, 2010-11).
- Was one of the first NHL general managers to assemble a strong European scouting staff in 1984...resulted in the production of several Red Wings standouts including Russians Sergei Federov, Slava Kozlov and Vladimir Konstantinov as well as Nicklas Lidstrom and Tomas Holmstrom, who were discovered by Devellano's Swedish scouting staff.
- His lengthy tenure as head of hockey operations for the Red Wings is second only to the 35 years served by the late Jack Adams, the Wings legendary general manager credited with building the dynasty of the 1950s.
- Has been instrumental in many historic decisions in the NHL...brought the Entry Draft to the U.S. for the first time on June 13, 1987 at Joe Louis Arena...the NHL followed his suggestion for a new overtime format that includes skating four aside, one point for each team following a regulation tie and an additional point if a team wins in overtime.
- Joined former Red Wings coach Scotty Bowman as a scout with St. Louis in 1967 when the NHL expanded from six teams to 12...Devellano's strong recommendation would later lead to Bowman's hiring by the Wings.
- Joined the NY Islanders as a scout in 1972 and helped build a team that won four straight Stanley Cup titles from 1980-83...was general manager of the Islanders CHL farm club in Indianapolis before returning to New York in 1981 as the Islanders assistant general manager.
- Devellano is a shareholder and director of the Indianapolis Indians, the Triple A affiliate of the Pittsburgh Pirates in the International League.
- Inducted into the Michigan Sports Hall of Fame in 2006.
- Received the Lester Patrick Trophy in 2009, an award given annually in recognition of outstanding service to hockey in the United States.
- Devellano was inducted into the Hockey Hall of Fame on November 8, 2010.
- The 69-year-old Devellano resides in Detroit, Toronto and Sarasota, FL.




WILLIE HORTON

SPECIAL ASSISTANT TO THE PRESIDENT

FRONT OFFICE

The “hometown hero” and former Tigers great, who enjoys success in several outside ventures, returns to the Tigers as an executive advisor and special assistant to share in the future prosperity of a team and a game for which he carries an undying passion.

- Was named as special assistant to the president in January 2002...joins fellow former Tigers standout Al Kaline in this respected advisory role.
- Named the inaugural recipient of the Abner Doubleday Patriot Player Award on November 18, 2011...the award was presented by the National Infantry Foundation and honors a major leaguer who has made significant contributions in support of the military and their families.
- Honored with The Order of Saint Maurice on June 14, 2006, the highest military honor to be given to civilians... he was the first athlete to receive the award.
- Received testimonial resolution for community leadership from the Detroit City Council on October 13, 2004... was also honored with the Spirit of Detroit Award by the Detroit City Council on July 21, 2004.
- Honored by Detroit Northwestern High School, his alma mater, when the school named the Willie Horton Baseball and Softball Diamonds on August 6, 2004...the diamonds added a monument in his honor in 2005.
- Had his birthday, October 18, permanently designated as “Willie Horton Day” in the state of Michigan when Governor Jennifer Granholm signed House Bill 5200 on April 7, 2004.
- Named by Corp Magazine as one of Michigan’s most influential African-American business leaders in 2003.
- Named to the CATCH Hall of Fame on October 16, 2002 as a community leader.
- Joined the Tigers front office June 18, 2001 as part of a baseball committee created by owner Michael Ilitch.
- Was honored by the Tigers in having his jersey number 23 retired and a Comerica Park statue in his likeness unveiled on July 15, 2000.
- An 18-year major league veteran as an outfielder and designated hitter, he played 14 seasons in Detroit after signing at age 18 in 1961 following an outstanding baseball career at Detroit Northwestern High School.
- Produced nearly 2,000 hits, 325 home runs and maintained a .457 slugging percentage in his major league career...finished with 1,163 RBI, a .273 lifetime average and 2,028 games played.
- Voted as a starting outfielder for the 1965 all-star game...collected 104 RBI that season, second-most in the American League, and ranked sixth in the league with a .490 slugging percentage.
- Struggled with an ankle injury in 1967 but returned to the all-star game in 1968...capped the season by batting .304 with a home run and three RBI in the World Series as the Tigers took the World Championship.
- Threw out St. Louis’ Lou Brock at home plate during the Tigers 5-3 win in Game Five of the 1968 World Series.
- Tied a major league record with 11 putouts in left field on July 18, 1969 at Cleveland.
- Named to the all-star squad again in 1970 and 1973, hitting .305 and .316, respectively, and tallying 17 home runs in each of those seasons...named to seven all-star teams in his career, but played in only four due to injury.
- Received the 1975 American League “Outstanding Designated Hitter” award and was named the 1975 Tiger of the Year...hit .275 with 25 home runs in 1975, his first full season in the designated hitter role.
- Also earned league Designated Hitter and Comeback Player honors in 1979.
- Played for both Detroit and Texas in 1977, for Cleveland, Oakland and Toronto in 1978, and finished his professional career with Seattle in 1979-80...hit 29 home runs in 1979 and collected 106 RBI.
- Became the 43rd player in major league history to collect 300 career home runs when he went deep off Jack Morris in the Kingdome on June 6, 1979.
- Hit 20-or-more homers in seven of his seasons and remains fourth on the Tigers all-time list with 262.
- Named to the “Tigers Greatest” team as selected by fans in 1969.
- Played for and managed Valencia in the 1978-79 Venezuelan winter league, capturing the Caribbean Title.
- Held coaching positions with the Tigers, Oakland Athletics, New York Yankees and Chicago White Sox.
- Departed Tiger Stadium in uniform during 1967 in a desperate attempt to quell rioting in Northwest Detroit.
- Served as second deputy chief and executive director chief for the Detroit Police Athletic League (PAL), and worked with the United Way, the Boys & Girls Clubs of America, the Meals on Wheels Program and the Foundation Fighting Blindness...also served as an advisory committee member of the Skillman Foundation and was a J.C. Penney Golden Rule Award panel member.
- Inducted into the Military Hall of Fame for his service as a guest speaker on many occasions in the U.S. and abroad...enshrined in both the Afro-American Hall of Fame (1992) and Michigan Sports Hall of Fame (1987).
- He and wife, Gloria, have seven children, 19 grandchildren and 11 great-grandchildren.



AL KALINE

SPECIAL ASSISTANT TO THE PRESIDENT

In his 60th year with the organization, the legendary Hall-of-Famer “Mr. Tiger” returns to the front office for a 11th year as a special assistant and advisor to the club’s senior management.

- Named to his current position in January 2002 after entering the front office on June 18, 2001 as part of a baseball committee created by owner Michael Ilitch.
- Following his outstanding playing career, Kaline spent 26 seasons providing color commentary for Tigers television broadcasts.
- Began his broadcasting career in 1976, two seasons after his retirement as a player...joined fellow Hall-of-Famer George Kell in the booth for WWJ-TV.
- Kaline and Kell remained a team through 1996, working with three different local television stations...Kaline remained in the booth through part of the 2001 season with partners that included Hall-of-Famer Ernie Harwell, Jim Price and Frank Beckmann before leaving to join a baseball advisory committee.
- Played all 22 of his seasons with the Tigers, matched in longevity only by the legendary Ty Cobb.
- In 1980, became just the 10th player ever elected to the Baseball Hall of Fame in his first year of eligibility.
- Was selected to 18 all-star games, tops among all Tigers, including 13 consecutive years (1955-67)...compiled a .324 all-star average (12x37) and did not commit any errors.
- Won 10 Gold Gloves in 11 years from 1957-67...led the league in fielding twice (.993 mark in 1966, tied for lead with a 1.000 mark in 1971).
- Recorded his 3,000th career hit off the Orioles Dave McNally on September 24, 1974, the 12th major league player to reach that mark...finished his career with 3,007 hits, and was the first Tigers player since Ty Cobb in 1921 to reach the 3,000-hit plateau.
- Is the Tigers all-time leader with 2,834 games played and 399 home runs...is the only player other than Cobb to lead the franchise in any major career offensive category.
- His distinguished major league career began with Detroit in 1953 when he was just 18 years old...went straight to the majors without ever playing in the minor leagues.
- Runner-up for the American League Most Valuable Player award in 1955 and 1963...finished second to Yogi Berra in 1955 and Elston Howard in 1963...chosen by *The Sporting News* as its Player of the Year both seasons.
- Became the youngest player ever to lead the American League in hitting at age 20 as he won the batting title in 1955 with a .340 batting average...was one day younger than Ty Cobb when he won the title in 1907.
- Hit .300-or-better eight times and collected 20-or-more home runs nine times...topped .300 in five-of-six seasons from 1958-63 and was the Tigers batting champion 10 times during his career.
- Posted 399 career home runs and maintained a .297 lifetime batting average...collected his 300th home run in 1967, becoming the 27th player in history to reach that total.
- Tied Tris Speaker for an American record by appearing in 100-or-more games for 19 straight seasons.
- Accomplished the 100-or-more game streak despite several injuries, including a broken cheek bone (1959), broken collar bone (1962), rib injury (1965, 1973), foot surgery (1965), broken finger (1967) and a broken right arm (1968).
- Received the 1973 Roberto Clemente Award, given by the Commissioner of Baseball to the player best exemplifying baseball on and off the field.
- Received the 1974 Joseph E. Cronin trophy as the American League Player of the Year...other awards include the 1973 Bill Slocum Award from the NY Baseball Writers for “long and meritorious service to baseball,” the 1970 Fred Hutchinson Award exemplifying “character and competitive spirit,” and the 1974 Tiger of Year from the Detroit Baseball Writers.
- Came back from a broken arm earlier in the season to bat .379 (11x29) against the St. Louis Cardinals in the 1968 World Series...launched two home runs in the Series, in Game Three and Six, and drove in eight runs.
- Had his uniform number 6 retired by the Tigers on August 17, 1980, the first Tigers player to receive this honor.
- Selected by Tigers fans as one of three outfielders on the Tigers all-time team as announced during the closing of Tiger Stadium in 1999...also selected to the “Tigers Greatest” team as selected by fans in 1969.
- He and wife, Louise, have two sons, Mark and Michael...they also have four grandchildren...Mark and his wife, Jill, have a daughter, Brittney, and a son, Branden, and Michael has a daughter, Kelsey, and a son, Colin.
- His grandson, Colin Kaline, was selected by the Tigers in the 26th round of the 2011 MLB First-Year Player Draft...Colin made his professional debut with Single A Connecticut in 2011.



AL AVILA

VICE PRESIDENT / ASSISTANT GENERAL MANAGER

FRONT OFFICE

Entering his 21st season in professional baseball and his 11th season with the organization after being named to his current position on April 15, 2002.

- Is responsible for assisting David Dombrowski with the day-to-day baseball operations of the organization and the major league club.
- Prior to joining the Tigers, he served as special assistant to Pittsburgh Pirates General Manager Dave Littlefield...appointed to the position on January 23, 2002 after spending nine seasons with the Florida Marlins.
- Served as the interim general manager for the Marlins during the 2001 off-season following David Dombrowski's departure to Detroit.
- Named Florida's vice president and assistant general manager in July 2001.
- Under Avila's guidance, the Marlins drafted 2003 World Series Most Valuable Player Josh Beckett in the first round of the June 1999 draft, while in the first round of the June 2000 draft, the Marlins drafted the Midwest League's top hitting prospect in 2001 and one of the youngest players to play in the Futures Game in Boston first baseman Adrian Gonzalez.
- On the international front, Avila led the way to the 1999 signing of Tigers first baseman/third baseman Miguel Cabrera, who made it to the major leagues in 2003 at the age of 20 and clubbed four home runs during the post-season for the World Champion Florida Marlins...also was instrumental in the signing and development of second baseman Luis Castillo and shortstop Alex Gonzalez, as well as shortstop Edgar Renteria.
- Named director of scouting for the Marlins in July 1998...was responsible for all of the Marlins scouting efforts on both the national and international levels and he oversaw the development of those players in the baseball academies in the Dominican Republic and Venezuela.
- Under Avila's guidance, the Marlins signed 1997 NLCS and World Series Most Valuable Player Livan Hernandez.
- Before being named the director of Latin American operations in 1994, Avila was originally hired by the Marlins as the assistant director of Latin American operations in June 1992.
- Prior to joining the Marlins, Avila served as the director of athletics and head baseball coach at St. Thomas (FL) University from 1988-92...he led the team to a number three ranking in the 1992 NAIA poll and won the Florida Sun Conference Championship in 1991 and 1992...Avila was named the 1991 Florida Sun Conference Coach of the Year.
- Served as general manager of the Daytona Beach Admirals of the Florida State League in 1987 and worked for the Los Angeles Dodgers organization in 1986.
- A graduate of Hialeah High School, Avila earned a master's degree in sports administration from St. Thomas University in 1986.
- A former catcher, Avila was signed as a non-drafted free agent with the Los Angeles Dodgers organization.
- Named one of the Top 50 Most Influential Hispanics in Michigan in 2003.
- Avila has interviewed for the general manager position with the Cincinnati Reds, Baltimore Orioles, Seattle Mariners and Arizona Diamondbacks...was a finalist for the position with both Seattle and Arizona.
- Serves on the board of directors of Think Detroit PAL, a non-profit corporation in partnership with community volunteers and the Detroit Police Department to help build character in young people through athletic, academic and leadership programs.
- He and his wife, Yamile, have three children: sons Alexander (1/29/87) and Alan (7/21/89) and daughter Annelisa Marie (10/27/98).
- His son, Alex, is the Tigers starting catcher.
- His son, Alan, is a law student at Florida International University.
- Is the son of Ralph Avila, retired vice president of the Dodgers.



DAVID CHADD

**VICE PRESIDENT, AMATEUR
SCOUTING/SPECIAL ASSISTANT
TO THE GENERAL MANAGER**

Enters his eighth season with the Tigers and the second full season in his current role after being named to the position on August 6, 2010...joined the organization on November 4, 2004 as Vice President, Amateur Scouting.

- Oversees all aspects of the Tigers amateur scouting and is involved with the June draft while also assisting the club at both the major league and minor league levels.
- Guided the club in its selections of Cameron Maybin, Brennan Boesch, Rick Porcello, Alex Avila, Ryan Perry, Jacob Turner and Nick Castellanos during his tenure as Vice President, Amateur Scouting.
- Prior to joining the Tigers, Chadd spent three seasons as the Director of Amateur Scouting for the Boston Red Sox, signing Jon Lester, Jonathan Papelbon and 2008 American League Most Valuable Player Dustin Pedroia.
- Spent eight seasons (1994-2001) in the Florida Marlins scouting department, last serving as the director of scouting during the 2001 season...joined the Marlins as an area scout in the Midwest in 1994, before being promoted to Midwest crosschecker in 1998.
- Chadd spent four years as an assistant coach with Kansas State (1992-93) and Wichita State (1990-91).
- Played outfield for Kansas State University and was named as an All-American in 1988.
- Earned a bachelor's degree in education and a master's degree in athletic administration from Wichita State.
- Recognized by *Baseball America* as the top scouting director of the 2000s in June 2010.
- Inducted into the Kansas Baseball Hall of Fame on January 30, 2010.
- 46 years old...he and his wife, Janet, reside in Wichita, KS with their two sons, Drew and Nate, and two daughters, Haley and Hannah.



RON COLANGELO

**VICE PRESIDENT,
COMMUNICATIONS**

Enters his 21st season in professional sports and his fourth full season with the Tigers organization after joining the club on June 16, 2008.

- Oversees strategic corporate communications efforts and outreach including media relations, business and community affairs, public relations, social media and broadcasting, to drive the club's marketing and sales initiatives to build brand equity on a local, regional and national level.
- Serves as primary spokesperson on all issues related to crisis communications and business and public affairs.
- Collaborated with Olympia Entertainment to have Jay-Z and Eminem on ESPN, FOX Sports Detroit and YES Network live from Comerica Park to announce the dates of their concerts at Comerica Park and Yankee Stadium.
- Served as the vice president of public relations for the New York Jets from 2002-07 where he was responsible for developing and communicating the club's image and position in the consumer marketplace collaborating with new media, marketing partnerships, ticket operations, broadcasting, and community and alumni relations.
- Spent six seasons with the Florida Marlins, serving as vice president of communications after his promotion from director of baseball information and publicity...directed media operations for the 1997 World Series Champions.
- Joined the Florida Panthers prior to their inaugural NHL season in 1993 as a public/media relations associate and created programs and media initiatives to introduce hockey to Southeast Florida.
- Began his career in minor league baseball with the West Palm Beach Expos where he served as radio play-by-play announcer, while also overseeing media relations and sales from 1990-93.
- Earned a bachelor's degree in communications from William Paterson University.
- An avid runner, he has completed eight marathons, most recently the New York City Marathon.
- He and wife, Sandra, have a daughter, Catalina, a son, Nicolas, and a dog, Frank...his son, Ryan, lives in New Jersey.



STEVE HARMS

VICE PRESIDENT, CORPORATE PARTNERSHIPS

Enters his eighth season with the Tigers organization after joining the club in October 2004.

- Oversees all corporate sales/sponsorship efforts, including the corporate sales staff, sales and service...the corporate sales department is responsible for all Tigers advertising sales, including signage at Comerica Park, print publications, promotions, concession sponsorships and other revenue streams.
- Serves as the liaison with the Tigers media partners advertising sales departments.
- Prior to joining the Tigers, Harms served as president of The Harms Group, Inc., a sponsorship and marketing services consulting firm he founded in March of 2002.
- Joined the Detroit Lions in 1994 as the executive director of marketing before being promoted to vice president of marketing and sales and eventually vice president of corporate sales and sponsorships.
- Served as the sponsorship sales manager for Palace Sports and Entertainment from 1991-94, selling advertising and sponsorships for the Pistons, Palace of Auburn Hills and Pine Knob Music Theater.
- Worked as team services manager for NBA Properties from 1989-91, serving as a liaison between the NBA and NBA Properties with all teams on marketing and licensing matters...was also involved in the planning and implementation of two all-star games and two international NBA events in Rome and Barcelona.
- Served as a ticket sales manager with the Detroit Pistons (1983-85) and the Milwaukee Bucks (1985-89), managing telemarketing ticket staffs in each role.
- Is a graduate of the University of Wisconsin-LaCrosse.

FRONT OFFICE



MICHAEL HEALY

VICE PRESIDENT, PARK OPERATIONS

Enters his seventh full season with the Tigers after being named to his current position in October 2005...oversees all areas of operations within Comerica Park.

- Responsibilities include facility maintenance and repairs, playing field maintenance, event personnel and operations, security, scoreboard operations, special event coordination and the integration of marketing and sales efforts within the ballpark.
- Prior to joining the Tigers, Healy served as the Vice President of Civic Relations and Event Logistics for Olympia Entertainment after spending the previous eight years in various roles as part of Ilitch Holdings.
- Appointed as the Tigers 2005 All-Star Week Liaison with Major League Baseball in July of 2004...he led the club's efforts in the preparation and execution of events during the 76th Major League Baseball All-Star Week at Comerica Park in July of 2005.
- Assists Major League Baseball special events during the All-Star Red Carpet Show each year after helping develop the program in Detroit prior to the 2005 MLB All-Star Game.
- Served as a board member on the host committee for Super Bowl XL and acted as the Ilitch Holdings Liaison for the event as it related to the company's properties, including Comerica Park, the Fox Theatre, Hockeytown Café, Joe Louis Arena and Cobo Arena.
- Serves as a Vice President on the Board of Directors for Ilitch Charities...also serves on the Board of Advisors for the Little Caesars Pizza Bowl.
- Is a member of the International Association of Auditorium Managers and the Stadium Managers Association.
- Is a graduate of Michigan State University with a bachelor of arts in communications with an emphasis in business.
- 45 years of age...he and his wife, Debbie, reside in South Lyon, MI with their son, Preston (2/28/01).



CHARLES P. JONES

VICE PRESIDENT

Enters his 13th season after joining the Tigers in 2000, adding to a long tenure of top-level leadership and decision-making within Ilitch-owned companies.

- Has worked extensively with the Tigers corporate sales and sponsorship efforts since joining the team.
- Has been a top executive for Ilitch-owned companies for 44 years...was most recently vice-chairman of Little Caesar Enterprises and served on the Board of Directors from 1989-2000.
- From 1984-89, served as senior vice president of LCE...in that capacity, was part of a team which developed and directed an aggressive growth plan that resulted in a 135 percent increase in sales and a 110 percent increase in the number of restaurants over a five-year period.
- Was Little Caesars vice president of real estate from 1971-84...responsible for ensuring all company-owned restaurants were contracted and equipped for operation and marketing during a period of intense growth.
- Served as vice president of franchise sales from 1968-71...opened his first franchise restaurant in Pontiac Township, MI in 1969 and expanded to Nashville, TN in 1986...eventually owned 29 franchise restaurants.
- Earned the Little Caesars Franchise Developmental Award in 1989...was named Outstanding Employee of the Year in 1988 and was presented the Best Friend Award in 1987.
- Is a Korean War veteran, achieving the rank of Sergeant, 1st Class.



ELAINE LEWIS

VICE PRESIDENT, COMMUNITY & PUBLIC AFFAIRS

Begins her 14th season with the Tigers, having joined the club in early 1999 to help orchestrate a successful opening of Comerica Park.

- Oversees all aspects of the club's public and community affairs department, including player and alumni relations, Tigers Wives, memorabilia donations, speakers bureau, Dreams Come True Program and Diverse Business Partners Program.
- Oversees the Detroit Tigers Foundation, the team's charity, which has given away over \$6 million in grants, Tigers tickets and scholarships since its inception in 2005.
- Is responsible for the Tigers Winter Caravan, a comprehensive community and media tour throughout the state of Michigan, parts of northern Ohio and southern Ontario, Canada.
- Plays a pivotal role in developing programs that encourage Detroit's youth to embrace the game of baseball, highlighted by the 2008 launch of Play Baseball Detroit, a program that touched over 10,000 inner-city youth in its first two years.
- Orchestrates the annual Negro Leagues Celebration, overseeing an outreach to over 1,000 Detroit-area churches and charitable organizations.
- Was responsible for the organization's inaugural Report on Charitable Giving and oversees the club's community publications including Going to Bat in our Community and The Everyday Heroes Special Edition, which was featured in the club's 2011 nomination for the Commissioner's Award for Philanthropic Excellence.
- Is a board member of several organizations, including Ilitch Charities, the University of Detroit Jesuit High School and Academy, Black Family Development, and CATCH -- Sparky Anderson's Charity for Children.
- Earned an undergraduate degree in accounting from Wayne State University and a master's degree from Central Michigan University.
- Resides in northwest Detroit with her husband, Freman.



SCOT PETT

VICE PRESIDENT, TICKET & SUITE SALES

Enters his first season in his current role and 12th season with the organization after joining the Tigers following the 2000 season.

- Oversees all aspects of Comerica Park's ticket sales and luxury suites, including sales, service and corporate relationships...is also responsible for supervising the club's fantasy camp efforts.
- Promoted to his vice president, suite sales and service during the 2008 season after serving the previous five seasons as the director of suite sales and service.
- Worked closely in the planning and creation of the Champions Club at Comerica Park, which opened in 2006 as the first luxury club suite in baseball, combining a game ticket, food and drink and parking all into one package.
- Joined the Tigers as a sales and marketing executive in November 2000, before being promoted to suite sales and service manager in January 2002.
- Came to the Tigers after one season as a ticket sales executive with Palace Sports and Entertainment in Auburn Hills, MI.
- Currently a member of the Association of Luxury Suite Directors.
- A graduate of the University of Iowa with a bachelor's degree in sports management, he is currently working with the university to help students interested in pursuing careers in professional sports.
- He and his wife, Joelle, reside in Troy, MI with their son Jordan (7/10/07) and daughter Kaylee (6/15/09).

FRONT OFFICE



STEPHEN QUINN

VICE PRESIDENT, FINANCE & ADMINISTRATION, CFO

Was named to his current post in January of 1999 after serving since April 1997 as Senior Director of Finance and Chief Financial Officer.

- Manages all financial activities related to the operation of the organization...also oversees human resources, information technology, concessions operations and the club's Lakeland business operation.
- Is a member of MLB's Insurance Task Force, working closely with other baseball financial executives in shaping industry wide insurance products.
- Came to the Tigers after four years as Vice President - Finance of Metrocell, Inc., a wireless communications specialty retailer.
- Prior work experience includes four years (1989-92) as a Senior Associate for Coopers & Lybrand.
- Born in Saginaw, MI...attended Bridgeport (MI) High School.
- Graduated from Albion (MI) College in 1989 with a degree in economics and management.
- Played two years on Albion's varsity football squad...was named an Albion College Fellow for his outstanding academic achievements.
- Is a member of the 1998-99 Leadership Detroit XX Class.
- Is a Certified Public Accountant.
- Serves as treasurer on the Board of Directors of Family Service, Inc., a community-based agency.
- Serves on the Board of Directors of the Van Buren Public Schools Education Foundation as its president.
- Resides with his wife, Amy, daughter, Cailyn, and son, Sean, in Belleville, MI.
- 44 years of age...enjoys water skiing and snowmobiling in his spare time.



SCOTT REID

VICE PRESIDENT, PLAYER PERSONNEL

Enters his 11th season with the Tigers and 10th in his current position after being promoted to his post on December 16, 2002...originally joined Detroit as the vice president/special assistant to the general manager on January 15, 2002.

- Is active in scouting at the major league level for the Tigers, and is directly involved in special assignments for the organization.
- Prior to coming to Detroit, Reid spent 10 seasons with the Florida Marlins...originally joined the club in 1992 as a major league scout.
- Was named assistant to the general manager for the Marlins in December 1999...promoted to vice president/assistant to the general manager in March 2000.
- Spent eight seasons with the Chicago Cubs organization before joining the Marlins...was a special player consultant during his final three years with the Cubs.
- Joined the Cubs in November 1983 and served as a major league scout (1984-85), director of scouting (1986-87) and as a major league and minor league scout (1988).
- Began his professional baseball career as an outfielder in the Philadelphia organization in 1967 and played in 38 games with the Phillies in 1969 and 1970.
- After his playing career ended in 1973, was a coach and scout for Philadelphia before joining the Cubs.
- Reid, 65, and his wife Sherry, have a son, Brian (1/21/75), daughter, Lindsay (7/25/77), two grandsons, Jackson (9/9/04) and Cooper (11/26/05) and two granddaughters Brennan (1/2/07) and Morgan (9/12/09).
- His son, Brian, is currently an area scout with the Tigers and his daughter, Lindsay, works as a project manager for Major League Baseball Advanced Media.



JOHN WESTHOFF

VICE PRESIDENT, BASEBALL LEGAL COUNSEL

Entering his 31st season in professional baseball and his 11th season with the Tigers after joining the team in January 2002.

- His responsibilities with the Tigers cover all legal affairs pertaining to baseball operations, including major league player contract negotiations and arbitration procedures, as well as any other baseball-related legal issues and administrative matters.
- Westhoff is involved with signing the Tigers top amateur draft picks, while also providing general legal services to the club.
- Spent one-and-a-half seasons with the Florida Marlins in the same capacity, joining the Marlins in July, 2000.
- Prior to joining the Marlins, Westhoff spent 19 years as the associate counsel for Major League Baseball, Office of the Commissioner.
- While with Major League Baseball, he participated in negotiations for three Collective Bargaining Agreements and administered and enforced these agreements as well as the policies that existed between the clubs and the Major League Baseball Players Association.
- Westhoff also handled legal issues relating to the processing of grievances, including representing clubs in both grievance and salary arbitration hearings.
- Westhoff received an undergraduate degree in Political Science and Economics from Fordham University in 1976 and earned his Juris Doctor degree from Fordham University School of Law in 1982.
- The 57-year-old Westhoff and his wife, Donna, reside in Northville, MI, and their daughter, Casey, resides in Maryland.



ELLEN HILL ZERINGUE

**VICE PRESIDENT,
MARKETING**

Enters her fourth full season in her current role and 13th season with the organization after joining the Tigers prior to the 2000 season.

- Oversees all functions of the club's marketing and promotions departments, including print and broadcast advertising, in-game entertainment and promotional giveaways.
- Manages the club's branding strategy and was responsible for the launch of the Tigers' successful "Who's Your Tiger" campaign, which served as the club's marketing slogan from 2005-08 and returned in 2011.
- Promoted to her current position during the 2008 season after spending the previous six seasons as director of marketing...originally joined the Tigers as a marketing manager prior to the 2000 season.
- Prior to joining the Tigers, she served as the director of marketing for WMXD (MIX 92.3 FM) where she was responsible for the station's marketing, imaging and advertising strategies...she also managed sales, promotions, special events and consumer relationship marketing during her seven years at WMXD.
- Served in a variety of roles during four years at Vaughn Marketing Consultants in Detroit, MI, last serving as the senior account executive where she was responsible for overseeing special event execution, public relations strategies, budget management, branding and advertising for select accounts and clients.
- Is a graduate of the Detroit Chamber of Commerce, Leadership Detroit XVII Class...serves as a member of The Links, Inc., Greater Wayne County Chapter and is a board member of the Arts League of Michigan...also serves as a board member of Matrix Human Services and Karmanos Cancer Institute.
- Is a graduate of the Inforum Center for Leadership's Executive Leadership program.
- Holds a bachelor's degree in English from Spelman College in Atlanta, GA and is a member of the college's alumni association...also holds a certificate of public relations from the New York University School of Continuing Education Management Institute in New York, NY.
- She and her husband, Anthony, reside in Huntington Woods, MI.

FRONT OFFICE

DETROIT TIGERS CLUB PRESIDENTS

President	Years
James D. Burns	1901
Samuel F. Angus	1902-03
William H. Yawkey	1904-07
Frank J. Navin	1908-35
Walter O. Briggs Sr.	1936-52
Walter O. Briggs Jr.	1952-56
Frederick A. Knorr	1957
Harvey R. Hansen	1957-59
William O. DeWitt	1959-60
John E. Fetzer	1961-78
James A. Campbell	1978-90
Glenn E. "Bo" Schembechler	1990-92
Michael Ilitch	1992-95
John McHale Jr.	1995-2001
Michael Ilitch	2001
David Dombrowski	2001-present



DAN LUNETTA

DIRECTOR, MINOR LEAGUE OPERATIONS

Entering his eighth season with the Tigers organization, Lunetta was named the director of minor league operations on December 8, 2004.

- Based out of Lakeland, FL, Lunetta oversees the day-to-day administrative operations of the minor league department, including budget responsibilities, working agreements with the six minor league affiliates and the acquisition of minor league free agent players.
- Prior to joining the Tigers organization, Lunetta most recently spent two seasons as a special assistant to the general manager with the Montreal Expos (2002-03).
- Spent 10 seasons with the Florida Marlins, joining the organization as the director of minor league administration on December 1, 1991, before being promoted to director of major league administration on November 1, 1998.
- Served two seasons (1990-91) as the general manager of Triple A Rochester in the International League.
- Spent the 1989 season as the director of team travel and Spring Training coordinator for the Cincinnati Reds after serving the previous three seasons as the director of team travel with Montreal (1986-88).
- Spent the 1985 season as the director of baseball operations with Triple A Buffalo in the International League.
- Began his baseball career in 1980 as the general manager of Single A Jamestown in the New York-Penn League, while also serving as the assistant spring training coordinator with Montreal.
- A native of Jamestown, NY, Lunetta is a graduate of State University of New York at Brockport.
- Lunetta, 56, his wife, Jhoanna and sons, Anthony Robert (16) and Samuel Joseph (11) reside in Lakeland, FL.



DAVE OWEN

DIRECTOR, PLAYER DEVELOPMENT

Enters his second season with the Tigers organization and the first in his current role after being named to the position on September 19, 2011.

- Directly responsible for all the on-field instruction at the minor league level during Spring Training, the regular season and instructional league and works directly with Dan Lunetta in overseeing the Tigers minor league system.
- Joined the organization prior to the 2011 season as the club's minor league infield coordinator.
- Prior to joining the Tigers organization, he spent three seasons as a coach at the major league level with the Kansas City Royals, serving as bench coach in 2008 before becoming third base coach for the 2009 and 2010 seasons.
- Spent one season in Japan as a coach with the Hokkaido Nippon Ham Fighters in 2007.
- Served as the minor league infield coordinator for the Philadelphia Phillies for three seasons from 2004-06.
- Prior to his coaching career, he spent 12 seasons as a scout with the Chicago White Sox (1992-96), Tigers (1997-99) and Phillies (2000-03).
- Played professionally for 11 seasons after being selected by the Chicago Cubs in the 10th round of the June 1979 draft and saw action at the major league level with the Cubs (1983-85) and Royals (1988).
- His brother, Spike, played 13 seasons at the major league level with the Seattle Mariners, Boston Red Sox, Montreal Expos, New York Yankees and California Angels.
- Owen, 53, and his wife, Yasmin, reside in Cleburne, TX...they have two grown daughters, Haley and Courtney.



SCOTT PLEIS

DIRECTOR, AMATEUR SCOUTING

Enters his fifth season in the Tigers organization and the second full season in his current role.

- Responsible for the day-to-day activities of the Tigers amateur scouting department.
- Joined the Tigers as a national crosschecker following the 2007 season, a position he held until being named to his current position on August 6, 2010.
- Prior to joining the Tigers organization, Pleis served as the East Coast Crosschecker with the Chicago Cubs for three years (2005-07).
- Served as an area scout with the New York Yankees for 10 years (1995-2004).
- A fourth round draft selection by the Toronto Blue Jays in 1981, he played two seasons in the Blue Jays organization (1981-82) and three in the St. Louis Cardinals organization (1983-85) before retiring following the 1985 season.
- Pleis, 48, his wife, Lisa, and sons, Austin (9) and Brock (7) reside in St. Louis, MO.

FRONT OFFICE



MIKE SMITH

DIRECTOR, BASEBALL OPERATIONS

Enters his 11th season with the Tigers baseball operations staff and eighth in his current role after being named to the position on December 8, 2004.

- Internally prepares all Tigers arbitration cases with baseball legal counsel; assists in all aspects of major league operations as it pertains to statistical and market analyses, team payroll, major league rules and regulations, and baseball operations information technology issues and software development.
- Joined the Tigers organization in January 2002 as the assistant to baseball operations after spending the previous season in the same role with the Florida Marlins.
- Was an intern for the Marlins in baseball operations from September 2000-March 2001.
- Prior to coming to the Marlins, he was the assistant general manager for the Peninsula Pilots of the Coastal Plain League (a college summer league) during their inaugural season in 2000.
- Spent six months with an Internet startup company from May-November 1999.
- Graduated from Yale University in May 1999 with a bachelor of science degree in geology and geophysics.
- Is 34 years of age and a native of New London, CT...single and currently resides in Detroit.



CHERYL EVANS

DIRECTOR, MINOR LEAGUE & SCOUTING ADMINISTRATION

- Enters her 32nd season in professional baseball and eighth with the Tigers after joining the club in February 2005.
- Before joining the Tigers in 2005, she spent the previous three seasons as the director of minor league administration with the Florida Marlins.
 - Joined the Marlins in 1991 as the administrative assistant to the scouting department, a position she held until being named manager of scouting administration following the 1998 season.
 - Spent the 1990 and 1991 seasons as the administrative assistant to the scouting department with the Montreal Expos where she also served as an office manager from 1985-89.
 - Began her career in professional baseball while still in college as a seasonal employee at the Montreal Expos Spring Training home in West Palm Beach in 1969...remained with the organization in that role until 1974.
 - Resides in Lakeland, FL with her husband, Tom.
 - They have two grown children and one grandchild: son, Mike, and his wife, Karolyn, reside in Wellington, FL with their son, Landry (1/9/12), while daughter, Cori, and her husband, Bryan, reside in Greenacres, FL.



TOM MOORE

DIRECTOR, INTERNATIONAL OPERATIONS

- Entering his seventh season with the Tigers and fifth in his current role after being named to the position on September 6, 2007.
- Responsible for overseeing the scouting and academy operations in Latin America, overseeing the scouting efforts in Asia and Europe, and administering the international operations and signing budgets.
 - Joined the Tigers organization on November 30, 2005 as the assistant director of professional and international scouting.
 - Prior to joining the Tigers organization, Moore spent the previous 11 seasons with the Boston Red Sox, serving the final four as the club's assistant director of professional and international scouting after serving four seasons as the club's assistant director of scouting.
 - Began his baseball career in February of 1995 as an intern in the Boston Red Sox baseball operations department...in May of 1995, he took over the major league video coordinator duties before joining the club full time as a baseball operations assistant in January of 1996.
 - A 1995 graduate from Springfield College, Moore lives in Reading, MA with his wife, Kerri, sons, William (6) and Timothy (3 months), and daughter, Emma (3).




MIGUEL GARCIA

DIRECTOR, LATIN AMERICAN SCOUTING

Entering his 26th season in professional baseball and his seventh season with the Tigers after joining the organization on November 30, 2005.

- Responsible for all aspects of the club's baseball operations efforts in Venezuela and also responsible for the supervision of scouting efforts in Latin America and other special assignments.
- Prior to joining the Tigers organization, Garcia spent the previous four seasons as the coordinator of Latin American scouting for the Boston Red Sox.
- Part of the Florida Marlins organization from 1997-2001, Garcia served as a scout and supervisor of operations in Venezuela.
- A lefthanded pitcher, Garcia was signed by the California Angels as a non-drafted free agent in 1984 and made his major league debut with the club in 1987...in addition to his time with the Angels in 1987, Garcia saw action with the Pittsburgh Pirates in three seasons (1987-89).
- Assisted current Tigers Vice President/Assistant General Manager Al Avila with Florida's signing of Miguel Cabrera.
- Garcia and his wife, Adriana, reside in Panama, with their daughters, Mariangelica (13) and Anacorina (10).

FRONT OFFICE



RAMON PEREZ

DIRECTOR, DOMINICAN REPUBLIC OPERATIONS

Enters his 41st year in professional baseball and his sixth full season with the Tigers after joining the organization on June 21, 2006.

- Responsible for overseeing the daily scouting operation in the Dominican Republic, while also operating the club's tryout camps in the Dominican Republic.
- Prior to joining the Tigers organization, he spent the previous five seasons (2002-06) with the Pittsburgh Pirates as a scout and scouting supervisor in the Dominican Republic.
- Also worked in scouting and player development in the Dominican Republic for both the Los Angeles Dodgers (1994-2002) and the Houston Astros (1985-93).
- Spent one season as a coach for Single A Vero Beach in the Dodgers organization, while also serving as a first base coach (1994-2000) and third base coach (2000-01, 2004-05) for Aguilas in the Dominican Winter League.
- Signed with the Astros as an infielder in 1970 and remained in the organization through the 1979 season.
- Saw action in the Dominican Winter League with Escogido (1973-75), Aguilas (1975-82) and La Romana (1983-84).
- Perez and his wife, Leonor, have a daughter, Paola (27) and son, Aldo (26).



KEVIN HOOKER

PACIFIC RIM COORDINATOR

Entering his fourth season with the Tigers after spending the previous seven seasons as a scout with the Philadelphia Phillies organization.

- Responsible for overseeing the scouting operations in the Pacific Rim, which includes evaluating the professional leagues in Japan, Korea, Taiwan and China, scouting amateur players in Asia (mainly Japan, Korea, Taiwan and China) and Australia and overseeing the organization's Asian scouts.
- Spent seven seasons (2002-08) as a scout with the Philadelphia Phillies where he was responsible for scouting all of Australia and added the coverage of Taiwan, Korea and Japan the last two years (2007-08).
- In addition to his scouting experience with the Phillies, he served as a baseball coach at various levels in Australia for nine years (1997-2005).
- Was selected by the Philadelphia Phillies in the 31st round of the June 1995 draft after completing his playing career at Oregon State University.
- He and his wife, Jennifer, have two daughters, Gemma (10) and Ivy (9).



MANNY CRESCO

DIRECTOR, LATIN AMERICAN PLAYER DEVELOPMENT

Entering his seventh season with the Tigers after joining the organization on November 7, 2005.

- Coordinates baseball instruction in the Tigers baseball academies in the Dominican Republic and Venezuela and serves as an international liaison for Tigers players in the low minors.
- Prior to joining the Tigers organization, Crespo spent the previous three seasons as the Latin American Coordinator of Instruction for the San Diego Padres.
- Served as manager of the Gulf Coast League Yankees and as a South Florida area scout with the New York Yankees during the 2002 season.
- Part of the Florida Marlins organization from 1996-2001, serving as a hitting coach with the Gulf Coast League Marlins during his first three seasons with the organization and the organization's roving minor league infield instructor in his final three seasons.
- Went into private business from 1984-95, teaching hitting and directing the MC Bulldogs, a baseball team of 11-14-year-olds who traveled to tournaments during the summer.
- Served as a roving minor league infield instructor for the San Diego Padres for five seasons 1979-83.
- Began his coaching career with Miami Dade-New World Center following the 1976 season and also coached at Florida International University for one season before joining the Padres as a scout and instructor in 1978.
- A third-round draft selection by the Boston Red Sox in 1968, he played nine seasons before retiring following the 1976 season.
- His son, Manny, works at Gulliver Prep High School in Miami, FL, also serving as the baseball team's hitting coach.
- His daughter, Jessica, has two sons, Roger Jr. and Jian.
- Resides in Miami, FL with his wife, Maria.



DICK EGAN

SPECIAL ASSISTANT TO THE GENERAL MANAGER

Entering his 52nd season in professional baseball and 11th with the Tigers organization after joining the club as a major league scout on January 24, 2002.

- Named special assistant to the general manager on October 18, 2007, after spending the previous six seasons as a major league scout with the organization.
- Prior to joining the Tigers, Egan spent the previous 10 seasons with the Florida Marlins, serving as a professional scout (1999-2001), crosschecker (1996-98) and West Coast supervisor (1992-95).
- Spent the 1986-91 seasons with the Texas Rangers, joining the club in 1986 as a minor league pitching coordinator, before joining the major league staff as a bullpen coach in 1988...after two seasons as bullpen coach with the Rangers, Egan served as pitching coach with Triple A Oklahoma City in 1990 and managed Rookie level Butte in 1991.
- Following his playing career, Egan joined the Major League Scouting Bureau in 1974, working with the bureau until joining the Rangers in 1986.
- Began his career in professional baseball as a pitcher with seven organizations over a 13-year span from 1957-69...he logged major league time with the Tigers in 1963-64, the California Angels in 1966 and the Los Angeles Dodgers in 1967.
- Resides in Garland, TX with his wife, Kandi.

FRONT OFFICE



AVI BECHER

MINOR LEAGUE OPERATIONS COORDINATOR

Entering his eighth season with the Tigers after joining the club prior to the 2005 season.

- Assists in all phases of the baseball operations of the minor league department.
- Prior to joining the Tigers organization, he spent the 2004 season as an intern in player development with the Florida Marlins.
- Attended Duquesne University in Pittsburgh, PA, graduating with a bachelor's degree in sports marketing.
- 33 years old, resides in Lakeland, FL.
- Native of the island of Curacao.



TIGERS FRONT OFFICE



JULIAN SHABAZZ

ASSISTANT, AMATEUR SCOUTING

Entering his first season with the Tigers after joining the club following the 2011 season.

- Assists with the day-to-day operations and all phases of amateur scouting.
- Prior to joining the Tigers, Shabazz served as the head student manager for the University of Florida Gators baseball team.
- Earned his bachelor's degree in sport management with a minor in business administration from the University of Florida in 2011.
- A native of Lithonia, GA, he resides in Lakeland, FL.



GIOVANNI HERNANDEZ

SCOUTING ASSISTANT, INTERNATIONAL OPERATIONS

Enters his second full season in his current role after being named to the position during the 2010 season.

- Assists Tom Moore in all phases of international operations, including academy operations in Latin America, video scouting in Asia and overseeing the international budget.
- Served as the international scouting intern with the organization beginning in 2009 before being named to his current position.
- Prior to joining the Tigers organization, Hernandez served as a community relations intern with the Miami Dolphins during the 2008 season.
- Served as a public relations intern with the Atlanta Braves during the 2007 season.
- Earned a bachelor's degree in business administration from Samford University in 2007 and earned a master's degree in sports administration from St. Thomas University in 2009.
- Is 26 years of age and a native of Caguas, Puerto Rico...single and currently resides in Lakeland, FL.

DETROIT TIGERS GENERAL MANAGERS

(since 1946)

President	Years
George Trautman	1946-48
Billy Evans	1949-51
Charlie Gehringer (vice president)	1951-53
Muddy Ruel	1954-56
Walter Briggs, Jr.	1957
John McHale, Sr.	1958
Rick Ferrell (vice president, director of major league personnel)	1959-62
James A. Campbell	1962-83
William Lajoie	1984-90
Joe McDonald (senior vice president, player procurement and development)	1991-92
Jerry Walker	1993-94
Joe Klein	1995
Randy Smith	1996-2002
David Dombrowski	2002-present

Courtesy *Detroit Tigers Lists and More: Runs Hits and Eras* by Mark Pattison and Dave Raglin



TYSON STEELE

**DIRECTOR,
TEAM TRAVEL**

Enters his 22nd season with the Tigers organization and the second in his current role after being named to the position on January 10, 2011.

- Responsible for arranging all team travel during the spring and regular seasons.
- Spent 16 seasons as the Tigers home clubhouse assistant after joining the major league club in 1995.
- Served as a batboy with the Toledo Mud Hens from 1991-94.
- Worked in the American League clubhouse during the 2007 All-Star Game at AT&T Park in San Francisco and the 2005 All-Star Game at Comerica Park in Detroit...worked in the National League clubhouse during the 2004 All-Star Game at Minute Maid Park in Houston, TX.
- Served as the equipment manager for Team USA in the 2006 and 2009 World Baseball Classic.
- 34 years old.

FRONT OFFICE



BILL BROWN

**ADVISOR,
TEAM TRAVEL**

Currently in his 48th year with the Detroit Tigers and the second in his current role after being named to the position on January 10, 2011.

- Involved in aspects of team travel and serves as a resource regarding travel arrangements to both Tyson Steele and the Tigers.
- Served as the club's traveling secretary for 32 seasons (1979-2010).
- Was hired by the Tigers in 1965 to serve as an administrative assistant in the scouting department, a position he held for two years.
- Has also served the club as general manager of the Florida State League's Lakeland Tigers (1967) and as assistant public relations director (1968-78) for the Detroit Tigers.
- Named Traveling Secretary of the Year by his fellow traveling secretaries during baseball's annual Winter Meetings in December 2006.
- Graduated from Dartmouth College in 1965 with a major in history...attended the Loomis School (CT), graduating in 1961.
- Is a native of Irvington, NJ.
- Former high school basketball and football official for 30 years and a former president of the Southeastern Michigan Officials Association (1982-88)...officiated the State High School Finals in football (1984) and girls' basketball (1985-86).
- Served in the Michigan Air National Guard from 1965-71.
- Brown, 68, and his wife, Judy, have a daughter, Blair (23), and reside in Troy, MI.



JIM SCHMAKEL

MANAGER, TIGERS CLUBHOUSE

- Enters his 35th season with the Tigers major league club in charge of equipment and the Tigers clubhouse.
- Began his baseball career in 1966 as a batboy for the Toledo Mud Hens.
 - Was Toledo's home team clubhouse manager for seven years (1967-73) and managed the visitors' side for three more seasons (1976-78).
 - Also has an extensive background in the educational field, including a stint as Dean of Boys at Toledo Central Catholic School (1974-76)...was varsity golf, tennis and cross country coach at the school as well as assistant varsity basketball coach.
 - Also taught math and served as the varsity boys' basketball coach at Woodmore High School in the consolidated school district of Elmore and Woodville, OH in 1976-77.
 - Graduated from the University of Toledo with a degree in education.
 - 60 years old...is a native of Perrysburg, OH and now resides in Auburn Hills, MI.
 - He has three children, Katrina (6/18/77), Bryan (2/26/80) and Jay (6/5/85)...has six grandchildren, Joseph, Jonathon and Resa Poremsky and Brandon, Madison and Logan Schmakel.



JOHN NELSON

ASSISTANT MANAGER, VISITING CLUBHOUSE

- First joined the organization in 1979 as a batboy and enters his 21st year in his current role.
- Responsible for all aspects of the visiting clubhouse...also responsible for all minor league equipment needs during both the spring and regular season.
 - Worked five seasons as a Tigers batboy and five more in the club's mailroom (1988-92) before taking over clubhouse and equipment duties.
 - 48 years old...is a native of Detroit.
 - Attended St. Ladislaus High School in Hamtramck, MI.
 - Served four years (1984-88) in the United States Air Force.
 - Has twin children, Justin and Brandee (4/22/94).
 - Resides in Harrison Township, MI.



HEATHER NABOZNY

HEAD GROUNDSKEEPER

Enters her 14th season as the head of the Tigers grounds crew after joining the club on January 19, 1999.

- According to a survey of teams, she is believed to be the first female head groundskeeper in the modern history of Major League Baseball.
- Inducted into the West Michigan Whitecaps Hall of Fame on January 19, 2011.
- Served on the grounds crew for the 2010 NFL International Series in London, England.
- Served on the grounds crew for each of the last nine Super Bowls, beginning with Super Bowl XXXVIII at Reliant Stadium in Houston, TX...also served on the grounds crew for the 2010 NFL Pro Bowl at Sun Life Stadium in Miami, FL.
- Named one of *Crain's Detroit Business*' 40 under 40 in 2006, as one of the top individuals who have achieved solid business success before the age of 40.
- Received the Dick Ericson Award from the Sports Turf Managers Association (STMA) in 2001, one of the highest awards issued by the association.
- Born in Detroit and raised in Milford, MI, she attended Northern Michigan University and Lansing Community College...graduated from Michigan State's Sports Turf Management Program in 1993.
- Performed an internship at Michigan State in athletic grounds in 1993.
- Worked 1993 and 1994 as a groundskeeper at the Toronto Blue Jays Spring Training camp in Dunedin, FL.
- Joined the Single A West Michigan Whitecaps as head groundskeeper in 1994...remained with the Whitecaps until joining the parent club in Detroit.
- 41 years of age...is an avid downhill skier in the off-season.

FRONT OFFICE

TWO MILLION TIGERS FANS

The Tigers surpassed two million in attendance for the 2011 season for the 14th time in franchise history. The following is a list of seasons the club has attracted two million fans to the ballpark:

Year	Attendance
1968	2,031,847
1984	2,704,794
1985	2,286,609
1987	2,061,830
1988	2,081,162
1999	2,026,441
2000	2,533,752
2005	2,024,495
2006	2,595,937
2007	3,047,139
2008	3,202,645
2009	2,567,185
2010	2,461,237
2011	2,642,045



KEVIN RAND

DIRECTOR, MEDICAL SERVICES/ HEAD ATHLETIC TRAINER

Enters his 31st season in professional baseball, 20th at the major league level and 10th with the club after being named to his current position on October 15, 2002.

- Directs the efforts of the organization's major and minor league medical and conditioning personnel.
- Joined Tigers Assistant Athletic Trainers Steve Carter and Doug Teter in being named the Athletic Training Staff of the Year in 2006 by the Professional Baseball Athletic Trainer's Society (PBATS).
- Served as the head athletic trainer for the American League All-Star team during the 2005 All-Star Game at Comerica Park on July 12, 2005.
- Spent the 2002 season as the assistant athletic trainer for the Montreal Expos after spending the previous nine seasons in the same position with the Florida Marlins.
- Prior to joining the Marlins on November 20, 1992, he spent 11 years in the New York Yankees organization, including the last four (1989-92) as the minor league head athletic trainer/rehabilitation supervisor.
- Served as head athletic trainer with Triple A Columbus from 1986-88 after being promoted from his previous position as head athletic trainer at Double A Albany where he spent the 1985 season.
- Began his career serving as the head athletic trainer for the Single A Ft. Lauderdale Yankees from 1982-84.
- Inducted into the Maine Baseball Hall of Fame on July 29, 2007.
- Served as the National League's assistant athletic trainer representative for PBATS from 1998-2001...served as the American League head athletic trainer representative from 2004-09.
- A 1981 graduate of Bowdoin College in Maine, Rand is a certified member of the National Athletic Trainers Association (NATA) and the National Strength and Conditioning Association (NSCA), in addition to being an NSCA certified personal trainer.
- Leads the annual PLAY (Promoting a Lifetime of Activity among Youth) Campaign.
- Rand and his wife, Tisa, reside in Lakeland, FL with their sons, Keegan (1/21/97), Kamden (6/24/98), Kallen (11/10/00) and Kashton (2/12/03).



STEVE CARTER

ASSISTANT ATHLETIC TRAINER

Enters his 18th season as the club's assistant athletic trainer and his 23rd as a trainer in the Tigers organization.

- Joined the big league club in his current position prior to the 1995 season.
- Joined Tigers Head Athletic Trainer Kevin Rand and Assistant Athletic Trainer Doug Teter in being named the Athletic Training Staff of the Year in 2006 by the Professional Baseball Athletic Trainer's Society (PBATS).
- Served as the assistant athletic trainer for the American League All-Star team during the 2005 All-Star Game at Comerica Park on July 12, 2005.
- Has served as an American League assistant trainer representative on the executive board of PBATS since 2006.
- Was head athletic trainer for six seasons with three Tigers affiliates, including Single A Fayetteville (1989-90), Single A Lakeland (1991-92) and Triple A Toledo (1993-94).
- Served as athletic trainer and taught biology at Evansville Central High School in Evansville, IN from 1986-89.
- Graduated from Indiana University in 1986 with a degree in health education/athletic training...played for the school's rugby team.
- 52 years old...is a native of Elkhart, IN.
- Carter and his wife, Tari, reside in Washington Township, MI...they have six children, Joshua (2/2/84), Jeremy (5/28/86), Jacob (4/17/89), Jesse (5/13/90), Delaney (10/8/90) and Sean (12/12/92).



DOUG TETER

ASSISTANT ATHLETIC TRAINER

Enters his seventh season as the Tigers assistant athletic trainer and 20th in the Tigers organization after serving as the club's minor league medical coordinator for seven seasons before joining the major league staff in 2006.

- Joined Tigers Head Athletic Trainer Kevin Rand and Assistant Athletic Trainer Steve Carter in being named the Athletic Training Staff of the Year in 2006 by the Professional Baseball Athletic Trainer's Society (PBATS).
- Named the Dwight Lowry Award winner as the Tigers Player Development Man of the Year in 2001.
- Served as the club's rehabilitation coordinator in 1997-98.
- Joined the Tigers in 1993 as a trainer for Single A Fayetteville...served in the same role the following season for Single A Jamestown.
- Worked as the trainer for Single A Lakeland in 1995-96.
- Graduated from Central Michigan University in 1992 with a degree in sports medicine...earned a master's degree in sports medicine and health care from the University of Alabama in 2002.
- A native of Constantine, MI, he currently resides in Lakeland, FL with his wife Joya and three sons, Zachary, Deacon and Matthew.

FRONT OFFICE

TIGERS MONTHLY SAVES RECORD

Todd Jones established the Tigers single-month saves record with 13 saves for the club during May of the 2006 season. Jose Valverde joined Jones to become the only two pitchers in franchise history to register 10-or-more saves in a single month, doing so in August of 2011. The following is the list of the top 19 single-month saves totals in club history:

Rank	Pitcher	Month/Year	Saves
1	Todd Jones	May 2006	13
2	Jose Valverde	August 2011	12
3	Todd Jones	July 1997	10
	Todd Jones	May 2000	10
5	Tom Timmerman	July 1970	9
	John Hiller	September 1973	9
	Mike Henneman	June 1995	9
	Juan Acevedo	August 2002	9
	Todd Jones	July 2007	9
10	Tom Timmerman	June 1970	8
	Aurelio Lopez	July 1979	8
	Willie Hernandez	June 1986	8
	Mike Henneman	April 1988	8
	Todd Jones	September 1999	8
	Todd Jones	July 2000	8
	Ugueth Urbina	May 2005	8
	Todd Jones	July 2006	8
	Todd Jones	April 2007	8
	Fernando Rodney	August 2009	8

Courtesy of STATS LLC



TIGERS FRONT OFFICE



Sam Abrams
Manager, Player Relations,
Sports and Youth Programs



Marilyn Acevedo
Minor League Operations
Administrative Assistant



Grant Anderson
Director,
Ticket Services



Frank Azzopardi
Ballpark Operations
Assistant



Jill Baran
Manager, Event &
Guest Services



Eli Bayless
Director, Promotions &
In-Game Entertainment



Kiril Bayoff
Park Operations
Coordinator



Corey Bell
Group & Fundraising
Account Executive



Donna Bernardo
Public Affairs
Administrative Assistant



DeAndre Berry
Director, Purchasing
and Supplier Diversity



Molly Betensley
Director,
Broadcasting



Andy Bjornstad
Baseball Video
Operations Assistant



Nicole Blaszczyk
Marketing
Coordinator



Betsy Bouillon
Account
Executive



Helen Boyce
Box Office
Administrator



Brian Britten
Director, Baseball
Media Relations



Maggie Brookens
Suite Sales & Services
Coordinator



Peter Bucci
Ticket Sales & Service
Representative



Kurt Buhler
Senior Director,
Corporate Sales



Zach Burek
Lakeland
General Manager



Soula Burns
Corporate Sales
Manager



Scott Calka
Box Office
Administrator



Allan Carisse
Park Operations
Manager



Mark Cebelak
Payroll
Administrator



Norman Chambers
Housekeeping
Supervisor

TIGERS FRONT OFFICE



Rosa Chavez
Box Office
Administrator



Eryka Cheatham
Park Operations
Administrative Coordinator



Joe Clasman
Account
Executive



Laurie Clayton
Operations & Event
Services Manager



Jim Cleary
Account
Executive



Shaun Colburn
Senior Account
Executive



Frank Cordova
Box Office
Administrator



Gail DeGennaro
Assistant
Groundskeeper



Gary Dobrowski
Security
Manager



Wesley Easley
Ballpark Operations
Assistant

FRONT OFFICE



Ryan Eason
Lakeland Box
Office Manager



Jordan Field
Director, Detroit
Tigers Foundation



Michelle Fields
Ticket Sales & Service
Representative



Shannon Follett
Lakeland Administration
& Operations Manager



Steve Fox
Director,
Ticket Sales



Tom Friesmuth
Box Office
Administrator



Robert Frutchey
Lakeland
Clubhouse Manager



Shunta Goodman
Housekeeping
Supervisor



Ed Goward
Senior Manager,
Park Operations



Michael Graham
Ballpark Operations
Assistant



Dan Griesbaum
Suite Sales & Services
Account Manager



Karen Gruca
Senior Director,
Human Resources



Bethany Grzegorzcyk
Technology
Specialist



Angelita Hernandez
Ticket Sales & Service
Representative



Marc Himmelstein
Director,
Authentic



TIGERS FRONT OFFICE



Linsey Hood
Account Executive



Jeremy Hostetter
Senior Account Executive



Mike Ilitch
Senior Account Executive



Peter Jannetta
Ballpark Operations Assistant



Tim Janicki
Baseball Video Operations Assistant



Stephanie Jenkins
Payroll Coordinator



Kristen Joe
Community Affairs Coordinator



Kristin Jorgensen
Financial Analyst



Jared Karner
Promotions Manager




Gwen Keating
Medical Services Coordinator



Jeremy Kelch
Baseball Video Operations Coordinator



Adam Klein
Ticket Services Manager



Kelli Kollman
Senior Director, Finance



Maureen Kraatz
Director, Payroll Administration



Paul Kustra
Mail Services Coordinator



Dan Lauer
Lakeland Group Sales Manager



Ashley Leggett
Lakeland Cafeteria Manager



Candice Lentz
Internal Audit Manager



Dwain Lewis
Director, Group Sales



Jerry Lewis
Director, Fantasy Camps



Jeff Lutz
Assistant Director, Ticket Sales



Marty Lyon
Executive Assistant to the President, CEO & GM



Jessica McCabe
Box Office Administrator



Jordan McKelvey
Account Executive



Jayme McLean
Account Executive

TIGERS FRONT OFFICE



Judy Merpi
Human Resources
Coordinator



Ron Myers
Director,
Lakeland Operations



Al Nesbitt
Ballpark
Electrician



Kleat Pappas
Ballpark
Electrician



Angela Perez
Marketing & Promotions
Coordinator



Amy Peterson
Sponsorship Services
Manager/Assistant Counsel



Jennifer Presley
Ticket Sales & Service
Representative



Nick Radjewski
Ballpark
Electrician



Ashley Ransey
Sponsorship Services
Coordinator



Tracy Rice
Administrative/
Accounting Assistant

FRONT OFFICE



Sheila Robine
Accounting
Manager




Scott Rourke
Account
Executive



Dan Rucinski
Ballpark Operations
Assistant



Jeff Sanders
Suite Sales & Services
Account Manager



August Sandri
Baseball Video
Operations Assistant



Greg Savage
Ticket Sales & Service
Representative



Carolyn Shanks
Account
Executive



Brian Skipinski
Director,
Park Operations



Terry Spangler
Ballpark Operations
Assistant



Kevin Sucher
Ticket Sales
Coordinator



Eileen Surma
Executive Assistant to the VPI/Assistant GM
& VP, Baseball Legal Counsel



Debbi Sword
Accounts Payable
Coordinator



Sharon Szkarlat
Accounts Receivable
Coordinator



Peggy Thompson
Executive Assistant to the
Executive VP, Business Operations



Rick Thompson
Manager, Baseball
Media Relations



TIGERS FRONT OFFICE



Alexandra Thrubis
Manager,
Community Affairs



Trevor Tipton
Account
Executive



Aubrey Topper
Box Office
Administrator



Lizedny Torres
ESL/Cultural
Assimilation Instructor



Aileen Villarreal
Baseball Media
Relations Coordinator



Ron Wade
Director,
Marketing



Zach Wagner
Senior Director,
Corporate Partnerships



Kate Walker
Account
Executive



Maria Walls
Lakeland
Receptionist



Janet Ware
Switchboard
Operator



Brandon Weingartz
Park Operations
Coordinator



Joe Wenzel
Ballpark Operations
Assistant



Chris Williams
Ticket Sales & Service
Representative



Robb Wilson
Scoreboard Operations
Manager



John Wolski
Corporate Sales
Manager



Audrey Zielinski
Public Affairs
Administrative Assistant

2012 TIGERS





2012 TIGERS



JIM LEYLAND

Born: December 15, 1944

Opening Day Age: 67

Birthplace: Toledo, OH

Residence: Pittsburgh, PA

Bats/Throws: R/R

Height/Weight: 6-0/180

Signed Through: 2012

MANAGER - 10

Named the 36th manager in Tigers history on October 4, 2005...a veteran of 48 years in professional baseball, he returns to the organization that originally signed him as a catcher on September 21, 1963.

- Registered the 500th victory of his Tigers career on September 2, 2011 versus the Chicago White Sox -- became the fifth manager in franchise history to register 500 victories with the club.
- Agreed to a one-year contract extension with the Tigers through the 2012 season on August 8, 2011.
- Earned the 1,500th win of his major league career on April 15, 2011 at Oakland -- became the 19th manager in major league history to register 1,500 wins.
- Managed the 3,000th game of his major league career on September 19, 2010 at Chicago's U.S. Cellular Field against the White Sox -- became the 18th manager in major league history to manage 3,000 games.
- Agreed to a two-year contract extension with the Tigers through the 2011 season on June 19, 2009.
- Tabbed the American League Manager of the Year by both the BBWAA and *The Sporting News* in 2006 after guiding the Tigers to the franchise's first playoff berth since 1987 -- joined Sparky Anderson (1984, 1987) as the only other club manager to garner the award from the BBWAA...selected the Major League Manager of the Year by *Baseball America*.
- Joined the American League's All-Star squad as a coach for the final All-Star Game at Yankee Stadium in 2008, his fifth appearance (twice as the manager, three times as a coach) at the All-Star Game.
- Served as the American League's manager at the 78th Major League Baseball All-Star Game at AT&T Park in San Francisco in 2007 -- served as the National League's manager at the 69th Major League Baseball All-Star Game at Coors Field in Colorado in 1998...served as a coach for the National League squad in both 1991 and 1994 while managing the Pirates.
- Named the best manager in the American League by *Baseball America* in both 2006 and 2007...tabbed the third-best manager in the league by the publication in both 2008 and 2010, while he was named the second-best manager in the league in 2009.
- Prior to his appointment as the Tigers manager, he served for six seasons (2000-05) as a major league scout for the St. Louis Cardinals -- scouted National League clubs from Pittsburgh and American League clubs from Cleveland.
- Previously served 14 seasons as a manager at the major league level with the Pittsburgh Pirates (1986-96), Florida Marlins (1997-98) and Colorado Rockies (1999).
- Won three straight National League East Division championships with the Pirates (1990-92)...advanced to the post-season with the Marlins as the National League's Wild Card winner in 1997 -- advanced past San Francisco and Atlanta in the playoffs to defeat Cleveland to claim the World Series title.
- Named the National League Manager of the Year by the BBWAA twice during his career in 1990 and 1992...earned the same honor from *The Sporting News* three times during his career in 1988, 1990 and 1992.
- Earned his 1,000th career win as a major league manager on April 15, 1999, as the Rockies defeated San Diego 6-4 at Coors Field.
- Served as Tony La Russa's third base coach for four seasons (1982-85) with the Chicago White Sox before being named the 33rd manager in Pirates history on November 20, 1985...managed two games for the White Sox while La Russa was suspended in 1985, winning the first game and losing the second.
- Managed for 11 seasons at the minor league level in the Tigers organization (1971-81), advancing to the post-season six times and claiming his respective league championship three times.
- Selected as the manager of the year in the Florida State League in both 1977 and 1978, while he earned the honor in the American Association in 1979.
- Served as a coach for Rocky Mount in the first half of the 1971 season before receiving his first managerial experience with Bristol that same season.
- Spent six seasons as a minor league catcher in the Tigers organization (1964-69) before serving as a coach at Montgomery in 1970 -- appeared in two games as a player with Montgomery in 1970.



- In recognition of his accomplishments in 1990, he won the Dapper Dan Man of the Year Award, an annual honor given to a Pittsburgh sports figure for outstanding achievement on a national level.
- A native of Perrysburg, OH, he lettered in football, basketball and baseball at Perrysburg High School...the school's baseball field is named after Leyland...was inducted into Perrysburg High School's Hall of Fame on February 2, 2007.
- Inducted into the Florida State League Hall of Fame on November 10, 2010.
- Actively participated with Tigers Dreams Come True and the Detroit Tigers Autographed Memorabilia Donation Program, served as a spokesman for Major League Baseball's Father's Day program to support the Prostate Cancer Foundation, greets service members participating in the Detroit Tigers Armed Forces Game Ball Delivery Program, participated as a celebrity golfer at the Annual C.A.T.C.H. Golf Outing to benefit the late Sparky Anderson's charity for children, attended "Keeping Kids in the Game" and participated in the Tigers Winter Caravan.
- He, his wife Katie and their two children Patrick (10/11/91) and Kellie (6/23/93) reside in Pittsburgh, PA during the off-season...his brother, Tom, is a retired Catholic priest and he performed Jim and Katie's wedding ceremony in November of 1987.
- His son, Patrick, was selected by the Tigers in the eighth round of the 2010 Major League Baseball First-Year Player Draft -- Patrick saw action with Single A Connecticut during the 2011 season.

RECORD AS A MANAGER

Year	Club	League	W	L	Pct.	Position	Games +/-
1971	Bristol	Appalachian	31	35	.470	Third	-6.0
1972	Clinton	Midwest	22	41	.349	Fifth - 1st half	-17.0
			27	36	.429	Fourth - 2nd half	-13.0
1973	Clinton	Midwest	36	26	.581	Second - 1st half	-6.0
			37	25	.597	First - 2nd half	+1.0
1974	Montgomery	Southern	61	76	.445	Third	-12.0
1975	Clinton	Midwest	29	31	.483	Fourth - 1st half	-6.0
			38	30	.559	Second - 2nd half	-6.5
1976	Lakeland	Florida State	74	64	.536	Second	-3.0
1977	Lakeland	Florida State	85	53	.616	First	+2.5
1978	Lakeland	Florida State	31	38	.449	Fourth - 1st half	-12.0
			47	22	.681	First - 2nd half	+6.5
1979	Evansville	American Association	78	58	.574	First	+5.0
1980	Evansville	American Association	61	74	.452	Second	-13.5
1981	Evansville	American Association	73	63	.537	First	+7.0
1986	Pittsburgh	National	64	98	.395	Sixth	-44.0
1987	Pittsburgh	National	80	82	.494	Fourth	-15.0
1988	Pittsburgh	National	85	75	.531	Second	-15.0
1989	Pittsburgh	National	74	88	.457	Fifth	-19.0
1990	Pittsburgh	National	95	67	.586	First	+4.0
1991	Pittsburgh	National	98	64	.605	First	+14.0
1992	Pittsburgh	National	96	66	.593	First	+9.0
1993	Pittsburgh	National	75	87	.463	Fifth	-22.0
1994	Pittsburgh	National	53	61	.465	Third	-13.0
1995	Pittsburgh	National	58	86	.403	Fifth	-27.0
1996	Pittsburgh	National	73	89	.451	Fifth	-15.0
1997	Florida	National	92	70	.568	Second	-9.0
1998	Florida	National	54	108	.333	Fifth	-52.0
1999	Colorado	National	72	90	.444	Fifth	-28.0
2006	DETROIT	American	95	67	.586	Second	-1.0
2007	DETROIT	American	88	74	.543	Second	-8.0
2008	DETROIT	American	74	88	.457	Fifth	-14.0
2009	DETROIT	American	86	77	.528	Second	-1.0
2010	DETROIT	American	81	81	.500	Third	-13.0
2011	DETROIT	American	95	67	.586	First	+15.0
MAJOR LEAGUE TOTALS			1588	1585	.500	(20 Seasons)	—
DETROIT TOTALS			519	454	.533	(Six Seasons)	—
MINOR LEAGUE TOTALS			730	672	.521	(11 Seasons)	—

2012 TIGERS



2012 TIGERS

RECORD AS A PLAYER

Year	Club	AVG	G	AB	R	H	TB	2B	3B	HR	RBI	SH	SF	HB	BB	SO	SB	CS	OBP	SLG	E
1964	Cocoa	.231	24	52	2	12	15	1	1	0	4	1	1	3	13	7	1	0	.406	.288	3
	Lakeland	.194	52	129	8	25	27	0	1	0	8	1	0	2	18	33	1	0	.302	.209	6
1965	Jamestown	.237	82	211	18	50	64	7	2	1	21	1	0	0	37	44	2	1	.351	.303	4
1966	Rocky Mount	.243	67	173	24	42	48	6	0	0	16	4	0	3	32	35	0	0	.370	.277	1
1967	Montgomery	.234	62	171	11	40	46	3	0	1	16	4	0	1	16	27	0	0	.303	.269	6
1968	Montgomery	.193	81	264	19	51	57	3	0	1	20	2	1	1	14	54	2	1	.236	.216	4
1969	Montgomery	.205	16	39	1	8	8	0	0	0	1	0	0	0	4	7	0	0	.279	.205	3
	Lakeland	.240	60	179	20	43	54	8	0	1	16	2	0	2	31	17	0	0	.358	.302	4
1970	Montgomery	.000	2	3	0	0	0	0	0	0	0	0	0	0	0	0	0	0	.000	.000	1
MINOR LEAGUE TOTALS		.222	446	1221	103	271	319	28	4	4	102	15	2	12	165	224	6	2	.320	.261	32



RAFAEL BELLIARD

Born: October 24, 1961 **Opening Day Age:** 50
Birthplace: Pueblo Nuevo, DR **Residence:** Boca Raton, FL
Bats/Throws: R/R **Height/Weight:** 5-6/160

INFIELD COACH - 17

A veteran of 17 seasons at the major league level as an infielder, he was named the Tigers infield coach on October 11, 2005...the 2012 season will mark Belliard's seventh season as Detroit's infield coach.

- Prior to joining the Tigers coaching staff, he spent six seasons (2000-05) as a roving minor league infield instructor for the Atlanta Braves.
- His playing career spanned 20 seasons (1980-99) after he signed with the Pittsburgh Pirates as a non-drafted free agent on July 30, 1980.
- Compiled a .977 fielding percentage during his major league career, seeing action at second base, third base and shortstop.
- Was a member of eight division-winning teams during his major league career with Pittsburgh (1990) and Atlanta (1991-93, 1995-98)...was a member of the Braves World Series Championship club in 1995.
- Concluded his playing career with Albany-Colonie of the independent Northern League in 1999.
- Participated in a pre-game ceremony prior to the annual Fiesta Tigres! game, actively participates in Tigers Dreams Come True and Play Baseball Detroit, participated as a celebrity dancer in "Dancing with the All-Stars" to benefit Jack's Place for Autism and participated in the Tigers Winter Caravan.
- He, his wife Leonora and son Kevin (11/2/85) reside in Boca Raton, FL during the off-season.

TOP STRIKEOUT PERFORMANCES BY TIGERS IN THEIR MAJOR LEAGUE DEBUT

Alfredo Figaro fanned seven batters in his major league debut on June 20, 2009 versus Milwaukee, tied for the fourth-most by a Tigers pitcher in his major league debut since at least 1954. The following is a list of the top five strikeout performances by a Tigers pitcher in his major league debut since at least 1954:

Pitcher	Date	Opponent	Strikeouts
Denny McLain	September 21, 1963	Chicago White Sox	Eight
Justin Thompson	May 27, 1996	at Kansas City	Eight
Dave Borkowski	July 17, 1999	at Houston	Eight
Bill Gilbreth	June 25, 1971	Cleveland	Seven
Alfredo Figaro	June 20, 2009	Milwaukee	Seven

2012 TIGERS



RECORD AS A PLAYER

Year	Club	AVG	G	AB	R	H	TB	2B	3B	HR	RBI	SH	SF	HB	BB	SO	SB	CS	OBP	SLG	E
1980	GCL Pirates	.214	12	42	6	9	10	1	0	0	2	0	0	1	0	3	1	0	.233	.238	1
	Shelby	.125	8	24	1	3	3	0	0	0	2	0	1	0	1	3	0	2	.154	.125	5
1981	Alexandria	.216	127	472	58	102	118	6	5	0	33	12	3	6	26	92	42	15	.264	.250	29
1982	Buffalo	.274	40	124	14	34	37	1	1	0	19	3	0	0	8	16	6	4	.318	.298	5
	Pittsburgh	.500	9	2	3	1	1	0	0	0	0	0	0	0	0	0	1	0	.500	.500	0
1983	Lynn	.262	127	431	63	113	136	13	2	2	37	11	3	5	30	54	12	12	.316	.316	26
	Pittsburgh	.000	4	1	1	0	0	0	0	0	0	0	0	0	0	1	0	0	.000	.000	0
1984	Pittsburgh	.227	20	22	3	5	5	0	0	0	0	0	0	0	0	1	4	1	.227	.227	3
1985	Hawaii	.246	100	341	35	84	107	12	4	1	18	3	1	1	4	49	9	7	.256	.314	5
	Pittsburgh	.200	17	20	1	4	4	0	0	0	1	0	0	0	0	5	0	0	.200	.200	2
1986	Pittsburgh	.233	117	309	33	72	81	5	2	0	31	11	1	3	26	54	12	2	.298	.262	12
1987	Harrisburg	.338	37	145	24	49	58	4	2	0	9	2	0	0	6	16	7	5	.364	.400	7
	Pittsburgh	.207	81	203	26	42	55	4	3	1	15	2	1	3	20	25	5	1	.286	.271	6
1988	Pittsburgh	.213	122	286	28	61	69	0	4	0	11	5	0	4	26	47	7	1	.288	.241	9
1989	Pittsburgh	.214	67	154	10	33	37	4	0	0	8	3	0	0	8	22	5	2	.253	.240	3
1990	Pittsburgh	.204	47	54	10	11	14	3	0	0	6	1	0	1	5	13	1	2	.283	.259	2
1991	Atlanta	.249	149	353	36	88	101	9	2	0	27	7	1	2	22	63	3	1	.296	.286	18
1992	Atlanta	.211	144	285	20	60	68	6	1	0	14	13	0	3	14	43	0	1	.255	.239	14
1993	Atlanta	.228	91	79	6	18	23	5	0	0	6	3	0	3	4	13	0	0	.291	.291	1
1994	Atlanta	.242	46	120	9	29	38	7	1	0	9	2	1	2	2	29	0	2	.264	.317	1
1995	Atlanta	.222	75	180	12	40	44	2	1	0	7	4	0	2	6	28	2	2	.255	.244	1
1996	Atlanta	.169	87	142	9	24	31	7	0	0	3	3	1	0	2	22	3	1	.179	.218	5
1997	Atlanta	.211	72	71	9	15	21	3	0	1	3	4	1	0	1	17	0	1	.219	.296	1
1998	Richmond#	.140	13	43	6	6	9	0	0	1	2	1	0	0	0	6	0	0	.140	.209	1
	Atlanta	.250	7	20	1	5	5	0	0	0	1	0	0	0	0	1	0	0	.250	.250	1
1999	Albany-Colonie	.310	45	168	28	52	60	5	0	1	18	5	0	5	4	22	2	1	.345	.357	11
MINOR LEAGUE TOTALS		.253	509	1790	235	452	538	43	14	5	140	37	8	18	79	261	79	46	.290	.301	90
MAJOR LEAGUE TOTALS		.221	1155	2301	217	508	597	55	14	2	142	58	6	23	136	384	43	17	.270	.259	79

2012 TIGERS

DIVISION SERIES RECORD

Year	Club/Opp.	AVG	G	AB	R	H	TB	2B	3B	HR	RBI	SH	SF	HB	BB	SO	SB	CS	OBP	SLG	E
1995	ATL vs. COL	.000	4	5	1	0	0	0	0	0	0	0	0	0	0	1	0	0	.000	.000	0
1996	ATL vs. LA	.000	3	0	0	0	0	0	0	0	0	0	0	0	0	0	0	0	.000	.000	0
1997	ATL vs. HOU - did not play																				
DIVISION SERIES TOTALS		.000	7	5	1	0	0	0	0	0	0	0	0	0	0	1	0	0	.000	.000	0

LEAGUE CHAMPIONSHIP SERIES RECORD


Year	Club/Opp.	AVG	G	AB	R	H	TB	2B	3B	HR	RBI	SH	SF	HB	BB	SO	SB	CS	OBP	SLG	E
1991	ATL vs. PIT	.211	7	19	0	4	4	0	0	0	1	2	0	0	3	3	0	0	.318	.211	1
1992	ATL vs. PIT	.000	4	2	1	0	0	0	0	0	0	0	0	0	1	0	0	0	.333	.000	0
1993	ATL vs. PHI	.000	2	1	1	0	0	0	0	0	0	1	0	0	0	1	0	0	.000	.000	0
1995	ATL vs. CIN	.273	4	11	1	3	3	0	0	0	0	0	0	0	0	3	0	0	.273	.273	1
1996	ATL vs. STL	.667	4	6	0	4	4	0	0	0	2	0	0	0	0	0	0	0	.667	.667	0
1997	ATL vs. FLA - did not play																				
LCS TOTALS		.282	21	39	3	11	11	0	0	0	3	3	0	0	4	7	0	0	.349	.282	2

WORLD SERIES RECORD

Year	Club/Opp.	AVG	G	AB	R	H	TB	2B	3B	HR	RBI	SH	SF	HB	BB	SO	SB	CS	OBP	SLG	E
1991	ATL vs. MIN	.375	7	16	0	6	7	1	0	0	4	2	1	0	1	2	0	0	.389	.438	0
1992	ATL vs. TOR	.000	4	0	0	0	0	0	0	0	0	1	0	0	0	0	0	0	.000	.000	0
1995	ATL vs. CLE	.000	6	16	0	0	0	0	0	0	1	2	0	0	0	4	0	0	.000	.000	2
1996	ATL vs. NYY	.000	4	0	0	0	0	0	0	0	0	0	0	0	0	0	0	0	.000	.000	0
WORLD SERIES TOTALS		.188	21	32	0	6	7	1	0	0	5	5	1	0	1	6	0	0	.206	.219	2



2012 TIGERS



TOM BROOKENS

Born: August 10, 1953

Opening Day Age: 58

Birthplace: Chambersburg, PA

Residence: Fayetteville, PA

Bats/Throws: R/R

Height/Weight: 5-10/170

FIRST BASE COACH - 61

Named the Tigers first base, outfield and baserunning coach on November 9, 2009... the 2012 season marks his third season on Jim Leyland's staff.

- Served as a manager in the Tigers organization for five seasons (2005-09) before joining the major league staff.
- Tabbed the Midwest League's Manager of the Year in 2007 after guiding Single A West Michigan to the league's championship...he was named the league's best managerial prospect by *Baseball America* in 2007.
- The 2005 season marked his first professional managerial or coaching assignment and he guided Single A Oneonta to the Stedler Division championship in the New York-Penn League.
- A first-round selection of the Tigers in the January 1975 draft, he played 12 seasons as an infielder at the major league level with the Tigers (1979-88), New York Yankees (1989) and Cleveland Indians (1990).
- Was a member of the Tigers World Series Championship club in 1984.
- Attended Mansfield State College in Pennsylvania.
- His twin brother Tim played in the Tigers organization for two seasons (1977-78)...his cousin Ike saw action with the Tigers during the 1975 season.
- Actively participates with Tigers Dreams Come True, Play Baseball Detroit, and the Detroit Tigers Autographed Memorabilia Donation Program, recorded a public service announcement to support Cornerstone Schools, meets with a select group of G.R.E.A.T. (Gang Resistance Education and Training) graduates, participated as a celebrity golfer at the Annual C.A.T.C.H. Golf Outing to benefit the late Sparky Anderson's charity for children, attended "Keeping Kids in the Game" and participated in the Tigers Winter Caravan.
- He and his wife Christa reside in Fayetteville, PA during the off-season...the couple has three daughters, Lacey Anne (2/17/82), Margaret Jane (2/6/87) and Molly Lynnette (2/6/87).

RECORD AS A MANAGER

Year	Club	League	W	L	Pct.	Position	Games +/-
2005	Oneonta	New York-Penn	48	27	.640	First	+6.0
2006	Oneonta	New York-Penn	40	34	.541	Second	-3.0
2007	West Michigan	Midwest	38	32	.543	Second - 1st half	-6.0
			45	25	.643	First - 2nd half	+2.0
2008	Erie	Eastern	68	74	.479	Fourth	-16.0
2009	Erie	Eastern	71	70	.504	Fourth	-17.5
MINOR LEAGUE TOTALS			310	262	.542	(Five Seasons)	—

DIMENSIONAL DINGERS

During the last nine seasons, 495 home runs landed between the new and old left field wall configuration at Comerica Park, 256 by the Tigers and 239 by the opposition. A year-by-year breakdown of the home runs follows:

Year	Tigers Home Runs	Opponent Home Runs
2003	19	22
2004	29	29
2005	24	31
2006	29	27
2007	35	35
2008	38	24
2009	29	31
2010	24	19
2011	29	21



RECORD AS A PLAYER

Year	Club	AVG	G	AB	R	H	TB	2B	3B	HR	RBI	SH	SF	HB	BB	SO	SB	CS	OBP	SLG	E
1975	Montgomery	.222	100	329	37	73	109	11	2	7	36	1	5	0	26	69	4	5	.275	.331	31
1976	Montgomery	.258	137	492	76	127	192	22	5	11	56	6	5	6	66	95	21	7	.350	.390	25
1977	Evansville	.289	118	440	70	127	183	22	5	8	52	3	4	3	27	73	18	5	.331	.416	25
1978	Evansville	.282	65	206	27	58	89	11	1	6	25	1	0	1	21	36	9	3	.351	.432	20
1979	Evansville	.306	77	265	51	81	150	23	2	14	46	4	2	1	33	50	10	6	.382	.566	16
	DETROIT	.263	60	190	23	50	71	5	2	4	21	4	1	2	11	40	10	3	.309	.374	11
1980	DETROIT	.275	151	509	64	140	213	25	9	10	66	2	7	1	32	71	13	11	.315	.418	29
1981	DETROIT	.243	71	239	19	58	82	10	1	4	25	4	6	2	14	43	5	3	.284	.343	10
1982	DETROIT	.231	140	398	40	92	140	15	3	9	58	2	5	0	27	63	5	9	.277	.352	20
1983	DETROIT	.214	138	332	50	71	108	13	3	6	32	5	6	2	29	46	10	4	.276	.325	22
1984	DETROIT	.246	113	224	32	55	89	11	4	5	26	8	1	1	19	33	6	6	.306	.397	12
1985	DETROIT	.237	156	485	54	115	182	34	6	7	47	9	1	0	27	78	14	5	.277	.375	24
1986	DETROIT	.270	98	281	42	76	100	11	2	3	25	6	2	1	20	42	11	8	.319	.356	7
1987	DETROIT	.241	143	444	59	107	167	15	3	13	59	9	2	2	33	63	7	4	.295	.376	19
1988	DETROIT	.243	136	441	62	107	155	23	5	5	38	6	4	3	44	74	4	4	.313	.351	17
1989	New York (AL)	.226	66	168	14	38	56	6	0	4	14	3	1	0	11	27	1	3	.272	.333	7
1990	Cleveland	.266	64	154	18	41	55	7	2	1	20	1	3	0	14	25	0	0	.322	.357	6
MINOR LEAGUE TOTALS		.269	497	1732	261	466	723	89	15	46	215	15	16	11	173	323	62	26	.336	.417	117
DETROIT TOTALS		.246	1206	3543	445	871	1307	162	38	66	397	55	35	14	256	553	85	57	.297	.369	171
MAJOR LEAGUE TOTALS		.246	1336	3865	477	950	1418	175	40	71	431	59	39	14	281	605	86	60	.296	.367	184

LEAGUE CHAMPIONSHIP SERIES RECORD

Year	Club/Opp.	AVG	G	AB	R	H	TB	2B	3B	HR	RBI	SH	SF	HB	BB	SO	SB	CS	OBP	SLG	E
1984	DET vs. KC	.000	2	2	0	0	0	0	0	0	0	0	0	0	0	1	0	0	.000	.000	1
1987	DET vs. MIN	.000	5	13	0	0	0	0	0	0	0	1	0	0	0	3	0	0	.000	.000	0
LCS TOTALS		.000	7	15	0	0	0	0	0	0	0	1	0	0	0	4	0	0	.000	.000	1

WORLD SERIES RECORD

Year	Club/Opp.	AVG	G	AB	R	H	TB	2B	3B	HR	RBI	SH	SF	HB	BB	SO	SB	CS	OBP	SLG	E
1984	DET vs. SD	.000	3	3	0	0	0	0	0	0	0	0	0	0	0	1	0	0	.000	.000	0



JEFF JONES

Born: July 29, 1956

Opening Day Age: 55

Birthplace: Detroit, MI

Residence: Carleton, MI

Bats/Throws: R/R

Height/Weight: 6-3/210

PITCHING COACH - 51

Named Detroit's pitching coach on July 3, 2011, marking the first time he has served in that capacity at the major league level...the 2012 season marks his 35th season in professional baseball.

- Tabbed the Tigers bullpen coach on November 9, 2006, marking his fifth stint in that capacity -- spent the 1995 season, the final month of the 1998 season and all of 1999 as the club's bullpen coach, in addition to joining the major league staff to serve the remainder of the season in that role on both September 7, 2000 and April 9, 2002.
- Prior to joining Detroit's major league coaching staff, he most recently served as the pitching coach at Triple A Toledo for seven seasons (2000-06)...also served in that role with Toledo in 1990, 1993-94 and 1997-98.
- His professional coaching career began with the Tigers organization in 1989, when he served as the pitching coach at Single A Fayetteville...spent two seasons as the pitching coach at Double A London (1991-92) and one season as the pitching coach at Double A Jacksonville (1996).
- Selected by Oakland in the 13th round of the June 1977 draft, his pitching career spanned 11 seasons (1977-87).
- Attended Southgate High School in Michigan, helping lead his team to the Wyandotte League title in 1974...attended Bowling Green State University.

2012 TIGERS



2012 TIGERS

- Actively participates in Tigers Dreams Come True and Play Baseball Detroit, joined youths in celebrating the holiday season at the Detroit Tigers/SportService Holiday Giving Party, attended "Keeping Kids in the Game" and participated in the Tigers Winter Caravan.
- He and his wife Paula reside in Carleton, MI...the couple has two daughters, Audrey and Whitney.

RECORD AS A PLAYER

Year	Club	W-L	ERA	G	GS	CG	SHO	SV	IP	H	AB	R	ER	HR	HB	BB	SO	WP	BK	AVG
1977	Modesto	4-3	5.09	11	6	2	1	1	46.0	35	—	28	26	3	1	32	41	7	—	—
	Chattanooga	0-0	0.00	7	0	0	0	3	9.0	9	—	0	0	0	0	3	5	3	—	—
1978	Jersey City	10-13	3.72	29	29	11	1	0	191.0	187	—	102	79	10	2	84	121	5	—	—
1979	Ogden	13-7	3.50	28	25	6	1	0	175.0	152	—	79	68	8	5	89	126	8	—	—
1980	Oakland	1-3	2.84	35	0	0	0	5	44.1	32	157	21	14	2	1	26	34	3	0	.204
1981	Oakland	4-1	3.39	33	0	0	0	3	61.0	51	219	27	23	7	3	40	43	3	0	.233
1982	Tacoma	1-1	8.71	8	1	0	0	1	10.1	17	—	10	10	1	0	7	6	2	—	—
	Oakland	3-1	5.11	18	2	0	0	0	37.0	44	144	29	21	6	1	26	18	3	0	.306
1983	Tacoma	6-9	3.56	26	19	3	0	0	121.1	123	—	69	48	11	5	38	80	7	—	—
	Oakland	1-1	5.76	13	1	0	0	0	29.2	43	127	19	19	7	2	8	14	0	0	.339
1984	Tacoma	3-5	2.93	9	9	3	0	0	61.1	47	—	26	20	4	2	25	47	1	—	—
	Oakland	0-3	3.55	13	0	0	0	0	33.0	31	120	14	13	4	0	12	19	2	0	.258
1985	Did not pitch																			
1986	Glen Falls	2-6	5.28	16	7	3	2	1	61.1	57	—	39	36	4	0	16	48	2	—	—
1987	Glen Falls	1-2	6.58	10	6	0	0	0	39.2	45	—	34	29	9	1	14	29	0	—	—
	Toledo	4-3	3.94	18	12	0	0	1	75.1	75	—	35	33	8	0	23	66	2	—	—
MINOR LEAGUE TOTALS		44-49	3.97	162	114	28	5	7	790.1	747	—	422	349	58	16	331	569	37	—	—
MAJOR LEAGUE TOTALS		9-9	3.95	112	3	0	0	8	205.0	201	767	110	90	26	7	112	128	11	0	.262

LEAGUE CHAMPIONSHIP SERIES RECORD

Year	Club/Opp.	W-L	ERA	G	GS	CG	SHO	SV	IP	H	AB	R	ER	HR	HB	BB	SO	WP	BK	AVG
1981	OAK vs. NYY	0-0	4.50	1	0	0	0	0	2.0	2	8	1	1	0	1	1	0	0	0	.250



GENE LAMONT

Born: December 25, 1946

Opening Day Age: 65

Birthplace: Rockford, IL

Residence: Sarasota, FL

Bats/Throws: L/R

Height/Weight: 6-1/215

THIRD BASE COACH - 22

Detroit's first-round selection in the June 1965 draft, he was named the club's third base coach on October 11, 2005... the 2012 season marks his 48th season in professional baseball.

- Managed Triple A Scranton/Wilkes-Barre in the Philadelphia Phillies organization during the 2005 season.
- Spent four seasons as the third base coach with the Boston Red Sox (2001) and Houston Astros (2002-04)...served as the third base coach for seven seasons with the Pittsburgh Pirates in two separate stints (1986-91, 1996).
- Managed for eight seasons at the major league level with the Chicago White Sox (1992-95) and Pirates (1997-2000)... guided the White Sox to the American League West Division title in 1993 to win the league's manager of the year award.
- Prior to joining Jim Leyland's coaching staff in Pittsburgh in 1986, he spent eight seasons (1978-85) as a manager in the Kansas City Royals organization.
- He played 13 seasons as a professional (1965-77), all but the 1973 season (Atlanta Braves organization) in the Tigers organization, after being Detroit's first-round selection in 1965...saw action at the major league level with the Tigers during five seasons (1970-72, 1974-75).
- Attended Northern Illinois University and Western Illinois University.
- Participated as a celebrity golfer at the Annual C.A.T.C.H. Golf Outing to benefit the late Sparky Anderson's charity for children, attended "Keeping Kids in the Game" and participated in the Tigers Winter Caravan.
- He and his wife Melody reside in Sarasota, FL during the off-season...the couple has two children, Melissa (8/26/82) and Wade (6/25/84)...Wade was selected by the Tigers in the 29th round of the 2007 Major League Baseball First-Year Player Draft.

2012 TIGERS



RECORD AS A MANAGER

Year	Club	League	W	L	Pct.	Position	Games +/-
1978	Fort Myers	Florida State	38	30	.559	First - 1st half	+2.5
			33	36	.478	Fifth - 2nd half	-5.5
1979	Fort Myers	Florida State	38	32	.543	Third - 1st half	-7.0
			31	37	.456	Fourth - 2nd half	-13.5
1980	Jacksonville	Southern	31	40	.437	Fourth - 1st half	-7.0
			32	41	.438	Fifth - 2nd half	-9.0
1981	Jacksonville	Southern	34	36	.486	Fourth - 1st half	-8.5
			31	41	.431	Fourth - 1st half	-6.5
1982	Jacksonville	Southern	41	31	.569	First - 1st half	+2.5
			42	30	.583	First - 2nd half	+0.5
1983	Jacksonville	Southern	36	36	.500	Second - 1st half	-5.0
			41	32	.562	First - 2nd half	+1.0
1984	Omaha	American Association	68	86	.472	Eighth	-23.0
1985	Omaha	American Association	73	69	.514	Third	-6.0
1992	Chicago	American	86	76	.531	Third	-10.0
1993	Chicago	American	94	68	.580	First	+8.0
1994	Chicago	American	67	46	.593	First	+1.0
1995	Chicago	American	11	20	.355	Third	-32.0
1997	Pittsburgh	National	79	83	.488	Second	-5.0
1998	Pittsburgh	National	69	93	.426	Sixth	-33.0
1999	Pittsburgh	National	78	83	.484	Third	-18.5
2000	Pittsburgh	National	69	93	.426	Fifth	-26.0
2005	Scranton/Wilkes-Barre	International	69	75	.479	t-Fifth	-13.0
MAJOR LEAGUE TOTALS			553	562	.496	(Eight Seasons)	—
MINOR LEAGUE TOTALS			638	652	.495	(Nine Seasons)	—

RECORD AS A PLAYER

Year	Club	AVG	G	AB	R	H	TB	2B	3B	HR	RBI	SH	SF	HB	BB	SO	SB	CS	OBP	SLG	E
1965	Syracuse	.111	5	9	1	1	4	0	0	1	1	0	0	0	0	6	0	0	.111	.444	0
	Daytona Beach	.231	38	104	9	24	34	5	1	1	16	0	1	4	13	33	1	1	.336	.327	3
1966	Statesville	.197	45	137	14	27	44	4	2	3	19	1	1	2	21	49	1	0	.311	.321	8
	Rocky Mount	.255	36	102	9	26	38	4	1	2	9	0	0	1	16	23	0	0	.361	.373	5
1967	Rocky Mount	.143	19	56	4	8	13	2	0	1	5	0	1	0	8	8	0	0	.250	.232	1
1968	Rocky Mount	.250	101	304	36	76	98	10	0	4	39	1	1	1	24	60	1	1	.306	.322	7
1969	Montgomery	.235	86	268	24	63	89	15	1	3	29	2	3	3	32	37	0	0	.322	.332	9
1970	Toledo	.265	74	230	27	61	84	9	1	4	32	0	3	1	19	46	1	0	.320	.365	3
	DETROIT	.295	15	44	3	13	21	3	1	1	4	1	0	1	2	9	0	0	.340	.477	0
1971	Toledo	.228	63	180	17	41	66	8	1	5	19	0	2	1	19	29	0	2	.302	.367	9
	DETROIT	.067	7	15	2	1	1	0	0	0	1	0	0	0	0	5	0	0	.067	.067	2
1972	Montgomery	.273	119	385	47	105	144	19	1	6	51	6	4	5	64	72	1	1	.380	.374	12
	DETROIT	.000	1	0	0	0	0	0	0	0	0	0	0	0	0	0	0	0	.000	.000	0
1973	Richmond	.251	101	275	29	69	88	11	1	2	25	4	3	1	41	64	0	0	.347	.320	3
1974	DETROIT	.217	60	92	9	20	33	4	0	3	8	1	0	0	7	19	0	0	.273	.359	6
1975	Evansville	.308	49	130	15	40	58	9	0	3	20	1	1	0	20	20	1	0	.397	.446	4
	DETROIT	.375	4	8	1	3	4	1	0	0	1	0	0	0	0	2	1	0	.375	.500	1
1976	Evansville	.234	96	269	23	63	91	13	0	5	25	1	5	2	36	47	2	1	.324	.338	7
1977	Evansville	.400	3	5	0	2	3	1	0	0	0	0	0	0	1	1	0	0	.500	.600	0
MINOR LEAGUE TOTALS		.247	835	2454	255	606	854	110	9	40	290	16	25	21	314	495	8	6	.334	.348	71
MAJOR LEAGUE TOTALS		.233	87	159	15	37	59	8	1	4	14	2	0	1	9	35	1	0	.278	.317	9

2012 TIGERS

OPENING DAY BLANKINGS

The Tigers have shut out their opposition eight times on Opening Day in franchise history:

Date	Opponent	Score
April 11, 1907	vs. Cleveland	2-0
April 14, 1909	vs. Chicago White Sox	2-0
April 12, 1916	at Chicago White Sox	4-0
April 14, 1936	at Cleveland	3-0
April 15, 1947	at St. Louis	7-0
April 13, 1954	vs. Baltimore	3-0
April 6, 1970	at Washington	5-0
April 5, 2004	at Toronto	7-0



2012 TIGERS



LLOYD MCCLENDON

Born: January 11, 1959

Opening Day Age: 53

Birthplace: Gary, IN

Residence: Chesterton, IN

Bats/Throws: R/R

Height/Weight: 6-0/215

HITTING COACH - 8

Returns for his seventh season as a member of the Tigers coaching staff in 2011, his sixth as the club's hitting coach... a veteran of 32 years in professional baseball, he served as the Tigers bullpen coach in 2006 after being named to Jim Leyland's staff on October 11, 2005.

- Served as the manager of the Pittsburgh Pirates for five seasons (2001-05) before joining the Tigers...served as a coach for the National League squad at Major League Baseball's All-Star Game in 2003 at Chicago's U.S. Cellular Field.
- Following his playing career, he began his coaching career as the Pirates roving minor league hitting instructor in 1996 ...spent the next four seasons (1997-2000) as the club's major league hitting coach.
- Managed Lancaster in the California Fall League following the 1999 season, leading the club to the league's championship...served as the manager for Peoria in the Arizona Fall League following the 2000 season until he resigned from that post on November 1, one week after being named the Pirates manager.
- His playing career spanned 16 seasons (1980-95) after he was selected in the eighth round of the June 1980 draft by the New York Mets...saw action at the major league level with the Cincinnati Reds (1987-88), Chicago Cubs (1989-90) and Pirates (1990-94).
- Was a member of four division-winning clubs with the Cubs (1989) and Pirates (1990-92)...owns a .625 batting average (10x16) in 11 games during his three appearances in the National League Championship Series.
- Graduated from Roosevelt High School in Indiana in 1977, where he was an all-state selection in baseball...played baseball at Valparaiso University.
- Participated in the 1971 Little League World Series and earned the nickname "Legendary Lloyd" after hitting five home runs in five swings and drawing five intentional walks for his Gary, IN team...as a pitcher in that same series, he fanned 12 batters in eight innings of the championship game against Tainan City, Taiwan -- was enshrined in the Peter J. McGovern Little League Museum's Hall of Excellence in Williamsport, PA on August 26, 2006.
- Actively participates in Tigers Dreams Come True and Play Baseball Detroit, participated as a celebrity golfer at the Annual C.A.T.C.H. Golf Outing to benefit the late Sparky Anderson's charity for children, attended "Keeping Kids in the Game" and participated in the Tigers Winter Caravan.
- He and his wife Ingrid reside in Chesterton, IN during the off-season...the couple has two children, daughter Schenell (4/9/83) and son Bo (10/4/87)...Bo was selected by the Tigers in the 39th round of the 2010 Major League Baseball First-Year Player Draft.

RECORD AS A MANAGER

Year	Club	League	W	L	Pct.	Position	Games +/-
2001	Pittsburgh	National	62	100	.383	Sixth	-31.0
2002	Pittsburgh	National	72	89	.447	Fourth	-24.5
2003	Pittsburgh	National	75	87	.463	Fourth	-13.0
2004	Pittsburgh	National	72	89	.447	Fifth	-32.5
2005	Pittsburgh	National	55	81	.404	Sixth	-33.0
MAJOR LEAGUE TOTALS			336	446	.430	(Five Seasons)	—



RECORD AS A PLAYER

Year	Club	AVG	G	AB	R	H	TB	2B	3B	HR	RBI	SH	SF	HB	BB	SO	SB	CS	OBP	SLG	E
1980	Kingsport	.326	14	46	7	15	20	2	0	1	9	0	0	0	5	7	0	1	.392	.435	3
	Little Falls	.274	40	117	25	32	52	9	1	3	20	0	1	2	32	20	2	1	.434	.444	7
1981	Lynchburg	.251	103	363	55	91	136	12	6	7	57	3	5	7	60	68	3	0	.363	.375	14
1982	Lynchburg	.273	108	384	61	105	186	25	1	18	78	0	3	2	55	65	4	3	.365	.484	15
1983	Waterbury	.263	123	434	58	114	182	19	2	15	57	3	1	5	42	64	4	6	.334	.419	8
1984	Vermont	.277	60	202	36	56	93	16	0	7	27	0	1	2	28	28	2	2	.369	.460	3
	Wichita	.296	48	152	28	45	78	13	1	6	28	0	1	0	21	33	2	0	.379	.513	4
1985	Denver	.277	114	379	57	105	181	18	5	16	79	0	3	3	51	56	4	4	.365	.478	17
1986	Denver	.259	132	433	75	112	216	30	1	24	88	0	4	2	70	75	2	4	.361	.499	11
1987	Nashville	.286	26	84	11	24	39	6	0	3	14	0	2	2	17	15	1	1	.410	.464	1
	Cincinnati	.208	45	72	8	15	26	5	0	2	13	0	1	0	4	15	1	0	.247	.361	2
1988	Nashville	.143	2	7	0	1	1	0	0	0	0	0	0	0	1	1	0	0	.250	.143	0
	Cincinnati	.219	72	137	9	30	43	4	0	3	14	1	2	2	15	22	4	0	.301	.314	4
1989	Iowa	.321	34	109	18	35	57	10	0	4	13	0	1	0	21	19	4	1	.427	.523	6
	Chicago (NL)	.286	92	259	47	74	124	12	1	12	40	1	7	1	37	31	6	4	.368	.479	6
1990	Iowa	.286	25	91	14	26	34	2	0	2	10	0	1	2	8	19	3	1	.353	.374	2
	Chicago (NL)	.159	49	107	5	17	23	3	0	1	10	0	1	0	14	21	1	0	.254	.215	1
	Pittsburgh	.333	4	3	1	1	4	0	0	1	2	0	0	0	1	0	0	0	.333	1.333	0
1991	Pittsburgh	.288	85	163	24	47	75	7	0	7	24	0	0	2	18	23	2	1	.366	.460	3
1992	Pittsburgh	.253	84	190	26	48	67	8	1	3	20	1	3	2	28	24	1	3	.350	.353	3
1993	Pittsburgh	.221	88	181	21	40	59	11	1	2	19	1	2	0	23	17	0	3	.306	.326	3
1994	Pittsburgh	.239	51	92	9	22	38	4	0	4	12	0	0	1	4	11	0	1	.278	.413	1
1995	Buffalo	.278	37	108	19	30	51	6	0	5	19	0	0	2	20	20	0	0	.400	.472	2
MINOR LEAGUE TOTALS		.272	866	2909	464	791	1326	168	17	111	499	6	23	29	431	490	31	24	.369	.456	93
MAJOR LEAGUE TOTALS		.244	570	1204	150	294	459	54	3	35	154	4	16	8	143	165	15	12	.325	.381	23

LEAGUE CHAMPIONSHIP SERIES RECORD

Year	Club/Opp.	AVG	G	AB	R	H	TB	2B	3B	HR	RBI	SH	SF	HB	BB	SO	SB	CS	OBP	SLG	E
1989	CHC vs. SFG	.667	3	3	0	2	2	0	0	0	0	0	0	0	1	0	0	0	.750	.667	0
1991	PIT vs. ATL	.000	3	2	0	0	0	0	0	0	0	0	0	0	1	0	0	0	.333	.000	0
1992	PIT vs. ATL	.727	5	11	4	8	13	2	0	1	4	0	1	0	4	1	0	0	.750	1.182	0
LCS TOTALS		.625	11	16	4	10	15	2	0	1	4	0	1	0	6	1	0	0	.696	.938	0



MIKE ROJAS

Born: April 17, 1963

Opening Day Age: 48

Birthplace: Miami, FL

Residence: Naples, FL

Bats/Throws: R/R

Height/Weight: 6-2/225

BULLPEN COACH - 59

Named the Tigers bullpen coach on July 3, 2011, marking his first stint as a coach at the major league level.

- Prior to joining Detroit's major league coaching staff, he served as the organization's Director, Player Development -- he was named to that position on August 6, 2010 after he served three seasons as the organization's minor league field coordinator (2008-10).
- Joined the Tigers organization in 2004 to serve as the manager of Single A Oneonta...he managed Single A Lakeland for two seasons (2005-06) and Triple A Toledo for one season (2007)...selected the Florida State League Manager of the Year in 2005 after leading Lakeland to the league's best overall record and first place finishes in both halves of the season...tabbed the best managerial prospect in the Florida State League by *Baseball America* in 2005...guided Toledo to the International League playoffs after winning a division title during the 2007 season.
- Prior to joining the Tigers organization, he managed Single A Rockford (1999) and Double A Chattanooga (2000) in the Cincinnati Reds organization -- he was named the best managerial prospect in the Southern League by *Baseball America* during the 2000 season.
- Served as a manager at Single A Auburn (1997) and Single A Quad City (1998) in the Houston Astros organization.



2012 TIGERS

- Made his professional managerial debut with the Gulf Coast League White Sox in 1992...after three seasons as the manager with the Gulf Coast League White Sox, he managed Single A Hickory in the Chicago White Sox organization during the 1995 season.
- Saw action at the minor league level as a catcher with the Oakland Athletics (1983) and Toronto Blue Jays (1984).
- Served as an assistant coach at St. Thomas University in Miami for five seasons (1987-91).
- Is the son of former major league player, coach and manager Cookie Rojas.
- Participated as a celebrity golfer at the Annual C.A.T.C.H. Golf Outing to benefit the late Sparky Anderson's charity for children and in the Tigers Winter Caravan.
- He and his wife Ginny have two daughters, Michelle (22) and Jennifer (21) and a son, Mike Jr. (15)...they reside in Naples, FL during the off-season.

RECORD AS A MANAGER

Year	Club	League	W	L	Pct.	Position	Games +/-
1992	GCL White Sox	Gulf Coast	30	29	.508	Fourth	-5.0
1993	GCL White Sox	Gulf Coast	32	27	.542	Second	-7.5
1994	GCL White Sox	Gulf Coast	20	40	.333	Seventh	-27.5
1995	Hickory	South Atlantic	21	47	.309	Seventh - 1st half	-23.0
			28	42	.400	Seventh - 2nd half	-15.5
1997	Auburn	New York-Penn	29	47	.382	Fifth	-21.0
1998	Quad City	Midwest	40	31	.563	First - 1st half	+0.5
			37	31	.544	First - 2nd half	+2.0
1999	Rockford	Midwest	45	24	.652	First - 1st half	+4.0
			31	39	.443	Fourth - 2nd half	-9.0
2000	Chattanooga	Southern	40	30	.571	Second - 1st half	-3.0
			30	38	.441	Fifth - 2nd half	-15.0
2004	Oneonta	New York-Penn	33	41	.446	Third	-16.5
2005	Lakeland	Florida State	45	22	.672	First - 1st half	+5.5
			40	26	.606	First - 2nd half	+1.0
2006	Lakeland	Florida State	37	32	.536	Third - 1st half	-0.5
			31	36	.463	Fifth - 2nd half	-9.5
2007	Toledo	International	82	61	.573	First	+8.5
MINOR LEAGUE TOTALS			651	643	.503	(12 Seasons)	—

RECORD AS A PLAYER

Year	Club	AVG	G	AB	R	H	TB	2B	3B	HR	RBI	SH	SF	HB	BB	SO	SB	CS	OBP	SLG	E
1983	Idaho Falls	.163	28	92	12	15	22	1	0	2	5	0	0	0	4	34	1	1	.198	.239	5
1984	GCL Blue Jays	.220	56	191	14	42	49	4	0	1	20	1	2	2	8	25	1	0	.256	.257	9
MINOR LEAGUE TOTALS		.201	84	283	26	57	71	5	0	3	25	1	2	2	12	59	2	1	.237	.251	14

HITTING STREAKS BY TIGERS ROOKIES

A pair of Tigers rookies, Carlos Pena and Omar Infante, each strung together 12-game hitting streaks in 2002. They became just the ninth and 10th rookies, respectively, to post hitting streaks of 12 games-or-longer over the last 59 years for the Tigers. Glenn Wilson tops the list with a 19-game hitting streak in 1982. The complete list since 1953 follows:

Player	Streak	Date	Year
Glenn Wilson	19 games	August 13-September 5	1982
Leon Roberts	17 games	April 13-May 16	1975
Harvey Kuenn	15 games	August 29-September 9	1953
Milt Cuyler	15 games	August 30-September 15	1991
Rick Peters	14 games	August 26-September 8	1980
Harvey Kuenn	13 games	August 7-19	1953
Coot Veal	13 games	August 14-27	1958
Dan Meyer	13 games	June 27-July 9	1975
Carlos Pena	12 games	September 8-21	2002
Omar Infante	12 games	September 13-27	2002



JAVAIR GILLETT

Born: June 9, 1979

Opening Day Age: 32

Birthplace: Chicago, IL

Residence: Lakeland, FL

Bats/Throws: R/L

Height/Weight: 6-0/225

STRENGTH & CONDITIONING COORDINATOR - 00

Enters his eighth season as the Tigers strength and conditioning coordinator.

- Designs and implements conditioning programs for Tigers players.
- Spent the 2004 season as the Tigers minor league strength and conditioning coordinator.
- Interned with the Tigers organization in strength and conditioning with Triple A Toledo in 2003 and Double A Erie in 2002.
- Served as a strength and conditioning intern with the Orlando Magic during the 2002-03 NBA season.
- Received a bachelor's degree in exercise science in 2001 from DePauw University in Indiana...played four seasons on the university's baseball team.
- Is certified by the National Strength and Conditioning Association as a strength and conditioning specialist.
- Actively participates with Play Baseball Detroit.
- Resides in Lakeland, FL.

2012 TIGERS



SCOTT PICKENS

Born: October 8, 1979

Opening Day Age: 32

Birthplace: Rosebush, MI

Residence: Rosebush, MI

Bats/Throws: R/R

Height/Weight: 5-9/205


BULLPEN CATCHER - 99

Enters his seventh season as a bullpen catcher with the Tigers.

- Duties include catching the Tigers pitching staff during warm-ups as well as relievers during the game...additionally, he assists by throwing batting practice.
- Prior to joining the Tigers for the 2006 season, he played three seasons in the Frontier League...saw action with both Chillicothe (2003-04) and Florence (2005).
- Graduated from Central Michigan University in 2004 with a degree in education...played baseball at Central Michigan University and served as a student assistant coach following his playing career.
- Served briefly as an assistant baseball coach at both Longwood University and Eastern Kentucky University.
- Actively participates with Play Baseball Detroit and attended "Keeping Kids in the Game."
- Resides in Rosebush, MI.



2012 TIGERS



AL ALBURQUERQUE

Born: June 10, 1986	Opening Day Age: 25
Birthplace: San Pedro de Macoris, DR	Residence: San Pedro de Macoris, DR
Bats/Throws: R/R	Height/Weight: 6-0/195
Major League Service: 1.000	Signed Through: 2012
How Obtained: Signed by the Tigers as a free agent on November 19, 2010	

RIGHTHANDED PITCHER - 62

SEASON HIGHLIGHTS

Appeared in 41 games with the Tigers during the **2011** season as he saw his first action at the major league level.

- Led all American League relievers with a .142 batting average against, 4.36 hits per nine innings and 13.92 strikeouts per nine innings, while he tied for third with six wins.
- Stranded 90.3 percent of inherited runners (28x31), second-best in the American League.
- Tops among all Tigers relievers since at least 1946 with 13.92 strikeouts per nine innings...his .142 batting average against and 4.36 hits per nine innings are the lowest among all Tigers relievers since at least 1946.
- Tabbed the Detroit Sports Broadcasters Association Tigers Rookie of the Year.
- Did not allow a home run in his 41 appearances with the Tigers, marking the most appearances by a Tigers reliever without surrendering a home run -- previous club record was held by Kevin Saucier with 30 such appearances for the Tigers during the 1982 season.
- Assigned to Triple A Toledo to begin the season -- fanned eight batters in four scoreless innings over his three outings with the Mud Hens before he was recalled by the Tigers on April 14.
- Made his major league debut on April 15 at Oakland -- struck out three batters as he tossed two scoreless innings.
- Established career highs with three innings of relief and six strikeouts on April 30 at Cleveland -- retired all nine batters he faced during the outing to become the first Tigers pitcher to work at least three innings without allowing a baserunner, and fanning at least six batters since Guillermo Hernandez fanned six batters in 3.2 innings of relief on August 16, 1984 versus California...marked the most strikeouts by a Tigers reliever since Zach Miner also fanned six batters on May 17, 2009 versus Oakland.
- Did not allow a run in 13 consecutive outings May 21-June 26, fanning 23 batters in 14.0 scoreless innings.
- Earned his first major league win on May 24 versus Tampa Bay.
- Compiled a six-game winning streak May 24-September 10.
- Sidelined June 30-July 16 with right forearm flexor mass inflammation.
- Did not allow a run over his final 15 appearances of the season July 16-September 28, striking out 20 batters in 14.1 scoreless innings.
- Sidelined August 12-September 4 with a concussion -- made one appearance with Toledo (September 3 at Columbus) during an injury rehabilitation assignment.
- Limited righthanded hitters to a .113 batting average (9x80)...lefties hit .176 (12x68) against him.
- Opponents hit .089 (4x45) with runners in scoring position versus him.
- Underwent a surgical procedure to have a screw inserted into his olecranon to stabilize a non-displaced stress fracture in his right elbow, a procedure performed by Dr. James Andrews in Pensacola, FL on December 15.

Spent the entire **2010** season with Double A Tulsa in the Colorado Rockies organization.

- Sidelined May 29-August 1 with migraine headaches.
- Compiled a 1-1 record, 2.70 ERA (16.2IP/5ER) and 18 strikeouts in 11 outings during August.
- Saw action in 17 games with Aguilas in the Dominican Winter League following the season, posting a 3.28 ERA (24.2IP/9ER) and 27 strikeouts -- fourth among all league relievers with 9.85 strikeouts per nine innings.

Opened the **2009** season with Single A Daytona in the Chicago Cubs organization before he was assigned to Tulsa after Colorado acquired him in a two-player deal on July 2.

- Compiled a 1.32 ERA (13.2IP/2ER) and 18 strikeouts in eight appearances during May.
- Recorded a 2.57 ERA (14.0IP/4ER) over his first 11 outings with Tulsa July 4-August 3.
- Named the 20th-best prospect in the Rockies organization following the season by *Baseball America*.
- Posted a 3.00 ERA (9.0IP/3ER) in 10 games with Aguilas in the Dominican Winter League following the season.



Sidelined for the entire **2008** season with a right shoulder tear.

Assigned to Single A Peoria to begin the **2007** season.

- Sidelined April 22-May 19 with a right shoulder strain.
- Had his contract transferred from Peoria to Single A Boise on June 5.
- Finished 3-0 with a 2.79 ERA (19.1IP/6ER) and 22 strikeouts in five outings (two starts) during July.
- Had his contract transferred from Boise to Peoria on August 8.
- Landed on the disabled list for the remainder of the season on August 22 with a right elbow strain.

Saw action with the Arizona League Cubs during the **2006** season.

- Sidelined for the remainder of the season after landing on the disabled list on August 4 with right elbow inflammation.

Missed the entire **2005** season with a right elbow strain.

Made his professional debut with the Dominican Summer League Cubs in **2004**.

Signed by the Cubs as a non-drafted free agent on July 4, **2003**.

PERSONAL/MISCELLANEOUS

Resides in San Pedro de Macoris, DR during the off-season.

- Actively participates with Tigers Dreams Come True, supports Gloves for Kids and participated in a pre-game ceremony prior to the annual Fiesta Tigres! game.

ALBERTO JOSE ALBURQUERQUE'S CAREER RECORD

Year	Club	W-L	ERA	G	GS	CG	SHO	SV	IP	H	AB	R	ER	HR	HB	BB	SO	WP	BK	AVG
2004	DSL Cubs	4-1	1.57	13	6	0	0	1	46.0	33	172	15	8	0	6	9	43	4	1	.192
2005	Did not pitch - injured																			
2006	AZL Cubs	0-2	5.68	8	5	0	0	0	12.2	10	43	8	8	1	0	10	15	1	0	.233
2007	Boise	3-2	3.73	10	6	0	0	1	41.0	42	158	20	17	2	3	17	49	3	0	.266
	Peoria	1-4	9.24	11	4	0	0	0	25.1	36	109	29	26	5	0	12	20	4	0	.330
2008	Did not pitch - injured																			
2009	Daytona	1-0	2.08	24	0	0	0	2	34.2	26	128	11	8	4	1	14	44	3	2	.203
	Tulsa	1-3	3.76	23	0	0	0	0	26.1	23	96	13	11	0	2	13	31	1	0	.240
2010	Tulsa	2-4	4.98	25	0	0	0	3	34.1	32	124	23	19	1	2	19	32	4	4	.258
2011	Toledo	0-0	1.93	4	0	0	0	0	4.2	5	19	1	1	0	1	2	10	0	0	.263
	DETROIT	6-1	1.87	41	0	0	0	0	43.1	21	148	9	9	0	2	29	67	4	0	.142
MINOR LEAGUE TOTALS		12-16	3.92	118	21	0	0	7	225.0	207	849	120	98	13	15	96	244	20	7	.244
MAJOR LEAGUE TOTALS		6-1	1.87	41	0	0	0	0	43.1	21	148	9	9	0	2	29	67	4	0	.142

2012 TIGERS

TRANSACTIONS

- Signed by the Chicago Cubs as a non-drafted free agent on July 4, 2003
- On disabled list, June 28-September 1, 2005 (right elbow strain)
- On disabled list, August 4-September 1, 2006 (right elbow inflammation)
- On disabled list, April 22-May 19, 2007 (right shoulder strain)
- On disabled list, August 22-September 4, 2007 (right elbow strain)
- On disabled list, April 3-September 5, 2008 (right shoulder tear)
- Acquired by Colorado from the Chicago Cubs, in exchange for Jeff Baker on July 2, 2009
- On temporarily inactive list, April 13-25, 2010
- On disabled list, May 29-August 1, 2010 (migraine headaches)
- Signed by the Tigers as a free agent on November 19, 2010
- On disabled list, June 30-July 16, 2011 (right forearm flexor mass inflammation)
- On disabled list, August 12-September 4, 2011 (concussion)

DIVISION SERIES RECORD

Year	Club/Opp.	W-L	ERA	G	GS	CG	SHO	SV	IP	H	AB	R	ER	HR	HB	BB	SO	WP	BK	AVG
2011	DET vs. NYY	0-0	81.00	2	0	0	0	0	0.1	2	3	3	3	1	0	1	0	0	1	.667

LEAGUE CHAMPIONSHIP SERIES RECORD

Year	Club/Opp.	W-L	ERA	G	GS	CG	SHO	SV	IP	H	AB	R	ER	HR	HB	BB	SO	WP	BK	AVG
2011	DET vs. TEX	0-0	0.00	2	0	0	0	0	1.2	0	5	0	0	0	0	2	2	1	0	.000

CAREER FIELDING

	G	TC	PO	A	E	DP	PCT
Pitcher	41	6	3	3	0	0	1.000



2012 TIGERS

CAREER HIGHS

Longest Winning Streak: 6 - May 24-September 10, 2011

Longest Losing Streak: 1 - May 19, 2011

Strikeouts: 6 - April 30, 2011 at Cleveland

Walks: 3 (twice) - last, June 29, 2011 vs. New York Mets

Innings (relief): 3.0 - April 30, 2011 at Cleveland



ALEX AVILA

Born: January 29, 1987

Birthplace: Hialeah, FL

Bats/Throws: L/R

Major League Service: 2.061

How Obtained: Selected by the Tigers in the fifth round of the June 2008 draft

Opening Day Age: 25

Residence: Pembroke Pines, FL

Height/Weight: 5-11/210

Signed Through: 2012

CATCHER - 13

CAREER HIGHLIGHTS

The 2012 season will mark Avila's third full season at the major league level with the Tigers.

- Selected to the American League's all-star squad with the Tigers in 2011.
- Won his first American League Silver Slugger Award with the Tigers in 2011.

SEASON HIGHLIGHTS

Completed his first season as Detroit's starting catcher in **2011**, establishing career bests in nearly every offensive category as he earned his first Silver Slugger Award.

- Fifth in the American League with a .389 on-base percentage.
- Led all American League catchers with a .292 batting average, 130 hits, 32 doubles, 77 RBI and a .503 slugging percentage while catching, while he tied for fourth with 18 home runs.
- Selected as the American League's starting catcher for the Major League Baseball All-Star Game held in Phoenix, his first career all-star selection -- became the fifth catcher in Tigers history to start in the All-Star Game, joining Birdie Tebbetts, Bill Freehan, Lance Parrish and Ivan Rodriguez.
- Named to *The Sporting News'* American League all-star squad following the season.
- Topped all American League catchers with 1,018 total chances and 940 putouts, while he finished second with a .995 fielding percentage and 73 assists.
- Tabbed the third-best defensive catcher in the American League by *Baseball America*.
- Established a career best with five RBI on April 6 at Baltimore -- marked the most RBI by a Tigers catcher since Ivan Rodriguez also drove in five runs on June 15, 2007 at Philadelphia.
- Batted .329 (23x70) with six doubles, a triple, three home runs and 18 RBI in 21 games during April.
- Connected for two home runs on May 2 versus the New York Yankees to match a career best -- equaled the best with two home runs on May 24 versus Tampa Bay...became the first Tigers catcher with multiple multi-home run games in a season since John Flaherty also posted two such games during the 1995 season.
- Collected a career-high two triples on June 9 versus Seattle -- became just the third Tigers catcher to finish with two triples in a game since at least 1919, joining Lance Parrish (September 27, 1980 versus New York Yankees) and Brad Ausmus (July 6, 1999 versus New York Yankees).
- Batted .346 (27x78) with six doubles, two triples, two home runs and 17 RBI in 24 games during June.
- Compiled a 10-game hitting streak August 2-13, batting .400 (14x35) with two doubles, three home runs and eight RBI.
- Established a career high with a 12-game hitting streak August 15-28 -- batted .419 (18x43) with five doubles, a triple, four home runs and nine RBI during the streak...marked his second hitting streak of 10 games-or-better during August and he became the first Tigers player to have two such hitting streaks in the same month since Roger Cedeno posted two 10-game hitting streaks in May of 2001.
- Tabbed the Tigers Player of the Month for August after hitting .360 (32x89) with seven doubles, a triple, seven home runs and 18 RBI in 26 games -- third in the American League with a .697 slugging percentage during the month, while he was fourth with a .472 on-base percentage, seventh with a .360 batting average and tied for eighth with seven home runs.
- Established a career high with four hits on September 4 versus the Chicago White Sox.



- Hit .304 (102x336) against righthanded pitchers...batted .273 (35x128) with lefties on the mound.

Completed his first full season at the major league level with the Tigers in **2010**.

- Threw out 31.7 percent of runners attempting to steal (20x63), second among American League catchers.
- Belted two home runs on May 5 at Minnesota to establish a career high.
- Batted .306 (15x49) in 17 games during June.
- Connected for a two-run home run in the ninth inning on August 14 at Chicago's U.S. Cellular Field to lead the Tigers to a 3-2 win over the White Sox -- according to the Elias Sports Bureau, he was the first Tigers rookie catcher with a game-winning home run in the ninth inning-or-later since Lance Parrish belted a walk-off home run in the 16th inning off Seattle's Shane Rawley on May 16, 1978.
- Hit .302 (19x63) in 21 games during September.

Spent the first four months of the **2009** season with Double A Erie before having his contract purchased by the Tigers on August 5 and receiving his first major league action.

- Selected to the Eastern League's mid-season all-star squad.
- Threw out 43.6 percent of baserunners attempting to steal (34x78) with Erie, tops in the Eastern League.
- Hit .415 (17x41) with four doubles, two home runs and nine RBI over an 11-game stretch May 20-June 2.
- Batted .377 (23x61) with six doubles, three home runs and 17 RBI over an 18-game stretch June 20-July 8.
- Collected a season-high three home runs and seven RBI for Erie on July 24 versus Binghamton.
- Tied for fifth in the Eastern League with six home runs during July.
- Made his major league debut with the Tigers on August 6 versus Baltimore -- doubled and drove in a run in the third inning off David Hernandez for his first major league hit...finished with two hits to become the first Tigers player to collect two-or-more hits in his major league debut since Brent Clevlen did so on July 30, 2006 at Minnesota.
- Connected for his first major league home run on August 7 versus Minnesota, a two-run shot in the first inning off Anthony Swarzak...marked his second straight game with two hits and at least one RBI...according to the Elias Sports Bureau, he became the first Tigers player to collect at least two hits and one RBI in both of his first two major league games since Dale Alexander did so during the 1929 season.
- Added two hits in his third career game on August 11 at Boston to become the first Tigers player since at least 1954 to begin his major league career with at least two hits in each of his first three games.
- Hit .324 (12x37) with four doubles, three home runs and nine RBI in 14 games during August -- tied for fourth among all American League rookies with three home runs during the month.
- Batted .400 (4x10) versus lefthanded pitchers with the Tigers...hit .255 (13x51) with righties on the mound.
- Hit .368 (14x38) in 17 games at home...batted .130 (3x23) in 12 games on the road.
- Named the sixth-best prospect and best defensive catcher in the Tigers organization following the season by *Baseball America*.
- Saw action in 15 games for Escogido in the Dominican Winter League following the season, batting .140 (7x50) with a double and three RBI.

Made his professional debut with Single A West Michigan after being selected by the Tigers in the fifth round of the June **2008** draft.

- Collected a season-high three hits on July 4 versus Fort Wayne -- matched the high with three hits on July 19 at Burlington and August 19 at South Bend.
- Tied for 10th in the Midwest League with a .337 batting average (30x89) in 24 games during July.
- Drove in a season-high four runs on August 19 at South Bend.
- Batted .326 (29x89) with nine doubles, a home run and 12 RBI in 24 games during August -- seventh in the Midwest League with a .326 batting average during the month.
- Played in all three of West Michigan's games during the Midwest League playoffs, hitting .182 (2x11) with three RBI.
- Named the 20th-best prospect in the Tigers organization following the season by *Baseball America*.

PERSONAL/MISCELLANEOUS

He and his wife Kristina reside in Pembroke Pines, FL during the off-season.

- Is the son of Tigers Vice President/Assistant General Manager Al Avila.
- Selected by the Tigers in the 34th round of the June **2005** draft out of Archbishop McCarthy High School in Florida, but he did not sign.
- Batted .271 (55x203) with 41 runs scored, 14 doubles, five home runs and 42 RBI in 60 games as a freshman at the University of Alabama in **2006**.
- Played for the Ann Arbor Braves during the summer of **2006**, hitting .489 with 13 home runs and 69 RBI.
- Earned Second-Team All-Southeastern Conference honors as a sophomore at the University of Alabama in **2007** -- hit .296 (66x223) with 38 runs scored, 15 doubles, 14 home runs and 61 RBI in 57 games.



2012 TIGERS

- Saw action with Harwich in the Cape Cod League during the summer of **2007** -- batted .241 (33x137) with 15 runs scored, 11 doubles, two home runs and 13 RBI in 38 games.
- A First-Team All-Southeastern Conference selection as a junior at the University of Alabama in **2008**, he hit .343 (82x239) with 57 runs scored, 12 doubles, 17 home runs and 62 RBI in 61 games.
- Actively participates with Tigers Dreams Come True and the Detroit Tigers Autographed Memorabilia Donation Program, supports Gloves for Kids, participated in a pre-game ceremony prior to the annual Fiesta Tigres! game, visited patients at the Veterans Affairs Medical Center in Detroit, recorded a public service announcement to support Stand Up to Cancer, participated in "Tip a Tiger," participates in Autographs for a Cause (donated funds to the Team Selfridge Family Relief Fund), regularly greets service members participating in the Detroit Tigers Game Ball Delivery program, attended "Keeping Kids in the Game" and participated in the Tigers Winter Caravan.
- Recommended/signed by Jim Rough for the Tigers.

ALEXANDER THOMAS AVILA'S CAREER RECORD

Year	Club	AVG	G	AB	R	H	TB	2B	3B	HR	RBI	SH	SF	HB	BB	SO	SB	CS	OBP	SLG	E
2008	West Michigan	.305	58	213	21	65	82	14	0	1	22	1	2	1	27	41	0	1	.383	.385	3
2009	Erie	.264	93	329	52	87	148	23	1	12	55	3	2	1	52	77	2	1	.365	.450	4
	DETROIT	.279	29	61	9	17	36	4	0	5	14	0	1	0	10	18	0	0	.375	.590	0
2010	DETROIT	.228	104	294	28	67	100	12	0	7	31	1	0	2	36	71	2	2	.316	.340	4
2011	DETROIT	.295	141	464	63	137	235	33	4	19	82	3	8	3	73	131	3	1	.389	.506	6
MINOR LEAGUE TOTALS		.280	151	542	73	152	230	37	1	13	77	4	4	2	79	118	2	2	.372	.424	7
MAJOR LEAGUE TOTALS		.270	274	819	100	221	371	49	4	31	127	4	9	5	119	220	5	3	.362	.453	10

TRANSACTIONS

- Selected by the Tigers in the 34th round of the June 2005 draft
- Selected by the Tigers in the fifth round of the June 2008 draft

ALL-STAR GAME RECORD

Year	League/Site	POS.	AVG	AB	R	H	TB	2B	3B	HR	RBI	SH	SF	HB	BB	SO	SB	CS	OBP	SLG	E
2011	AL/Arizona	C	.000	2	0	0	0	0	0	0	0	0	0	0	0	0	0	0	.000	.000	0

DIVISION SERIES RECORD

Year	Club/Opp.	AVG	G	AB	R	H	TB	2B	3B	HR	RBI	SH	SF	HB	BB	SO	SB	CS	OBP	SLG	E
2011	DET vs. NYY	.063	5	16	0	1	1	0	0	0	1	1	0	0	2	7	0	0	.167	.063	0

LEAGUE CHAMPIONSHIP SERIES RECORD

Year	Club/Opp.	AVG	G	AB	R	H	TB	2B	3B	HR	RBI	SH	SF	HB	BB	SO	SB	CS	OBP	SLG	E
2011	DET vs. TEX	.080	6	25	1	2	5	0	0	1	1	0	0	0	0	9	0	0	.080	.200	0

CAREER FIELDING

	G	TC	PO	A	E	DP	PCT
Catcher	256	1720	1597	114	9	19	.995
Third Base	1	2	0	1	1	0	.500

IN-DEPTH CATCHING STATISTICS

Year	G	SB	CS	CS %	CERA	PB	CPKO
2009	25	11	4	26.7%	5.52	4	0
2010	98	43	20	31.7%	4.47	6	0
2011	133	85	26	23.4%	3.88	7	0
Totals	256	139	50	26.5%	4.22	17	0

* - Does not include pitcher-assisted caught stealing

CAREER HIGHS

Hits: 4 - September 4, 2011 vs. Chicago White Sox
Home Runs: 2 (three times) - last, May 24, 2011 vs. Tampa Bay
RBI: 5 - April 6, 2011 at Baltimore
Stolen Bases: 1 (five times) - last, June 12, 2011 vs. Seattle
Hitting Streak: 12 - August 15-28, 2011

TWO HOME RUN GAMES (3)

May 5, 2010 at Minnesota

May 2, 2011 vs. New York Yankees

May 24, 2011 vs. Tampa Bay



COLLIN BALESTER

Born: June 6, 1986
Birthplace: Huntington Beach, CA
Bats/Throws: R/R
Major League Service: 1.089
How Obtained: Acquired by the Tigers from Washington, in exchange for Ryan Perry on December 9, 2011

Opening Day Age: 25
Residence: Dana Point, CA
Height/Weight: 6-5/200
Signed Through: 2012

RIGHTHANDED PITCHER - 31

CAREER HIGHLIGHTS

The 2012 season will mark Balester's first season with the Tigers organization.

- Selected to participate in the Futures Game held prior to Major League Baseball's All-Star Game in 2007.

SEASON HIGHLIGHTS

Split the **2011** season between Washington and Triple A Syracuse -- appeared in 23 games during his four separate stints with the Nationals.

- Assigned to Syracuse to begin the season -- recalled by Washington on April 17...appeared in three games with the Nationals before he was optioned back to Syracuse on April 23.
- Compiled a 1.06 ERA (17.0IP/2ER) and 19 strikeouts over a 12-outing stretch with Syracuse May 20-July 14.
- Recalled by Washington from Syracuse on May 28 -- did not appear in the game with the Nationals that day and he was optioned back to Syracuse following the game.
- Recalled by Washington from Syracuse on June 15.
- Fanned a season-high five batters with Washington on July 3 versus Pittsburgh -- equaled the high with five strikeouts on September 17 versus Florida.
- Optioned back to Syracuse by Washington on July 7 -- recalled by Washington from Syracuse for the remainder of the season on August 2.
- Posted a 1.72 ERA (15.2IP/3ER) and 14 strikeouts over an 11-outing stretch August 13-September 15.

Assigned to Syracuse to begin the **2010** season before he saw action in 17 games with Washington during three separate stints with the club.

- Sidelined May 7-29 with a right calf strain.
- Recalled by Washington from Syracuse on July 24 -- appeared in five games with the Nationals before he was optioned back to Syracuse on August 8.
- Did not allow a run over 12 outings with Washington August 5-September 29, fanning 23 batters in 15.1 innings.
- Fanned a season-high five batters on August 5 at Arizona.
- Recalled by Washington from Syracuse on August 24 -- made one appearance with the Nationals before he was optioned back to Syracuse on August 25...recalled by Washington from Syracuse on September 5.

Spent the majority of the **2009** season with Syracuse, finishing second on the staff with 71 strikeouts and third with seven wins.

- Won five straight starts May 27-June 21, compiling a 2.67 ERA (30.1IP/9ER).
- Posted a 4-1 record and 2.30 ERA (31.1IP/8ER) in five starts during June -- tied for second in the International League with four wins during the month.
- Recalled by Washington from Syracuse on July 23.
- Established a career high with six strikeouts on August 24 versus Milwaukee.
- Optioned by Washington to Syracuse for the remainder of the season on August 26.

Began the **2008** season with Triple A Columbus before he saw his first major league action with Washington.

- Posted a five-game winning streak May 24-June 24, compiling a 3.24 ERA (33.1IP/12ER) during the six-start stretch.
- Tied for second in the International League with four wins during both May and June.
- Had his contract purchased by Washington from Columbus on July 1 -- earned the win as he made his major league debut that evening at Florida.
- Named the 18th-best prospect in the International League following the season by *Baseball America*.



2012 TIGERS

Split the **2007** season between Double A Harrisburg and Columbus, topping all Nationals minor league pitchers with 117 strikeouts.

- Earned a spot on the U.S. Team for the Futures Game held at AT&T Park in San Francisco prior to Major League Baseball's All-Star Game.
- Assigned to Harrisburg to begin the season -- compiled a 2.30 ERA (27.1IP/7ER) in five starts during April.
- Had his contract transferred from Harrisburg to Columbus for the remainder of the season on July 10.
- Named the third-best prospect in the Nationals organization, 10th-best prospect in the Eastern League and 16th-best prospect in the International League following the season by *Baseball America*.

Spent the majority of the **2006** season with Single A Potomac before he was promoted to Harrisburg in August.

- Compiled a three-game winning streak June 6-July 6, posting a 2.73 ERA (29.2IP/9ER) over the five-start stretch.
- Had his contract transferred from Potomac to Harrisburg for the remainder of the season on August 22.
- Named the top prospect in the Nationals organization and 12th-best prospect in the Carolina League following the season by *Baseball America*.

Second on the staff at Single A Savannah with 95 strikeouts during the **2005** season.

- Tied for fourth among all South Atlantic League starters with a .220 batting average against.
- Finished 3-0 with a 1.61 ERA (22.1IP/4ER) in four starts during April.
- Posted a 2-0 record and 2.59 ERA (24.1IP/7ER) in four starts during May.
- Named the second-best prospect in the National organization and 16th-best prospect in the South Atlantic League following the season by *Baseball America*.

Made his professional debut with the Gulf Coast League Expos after being selected by Montreal in the fourth round of the June **2004** draft.

- Fanned a season-high nine batters on August 12 at the Gulf Coast League Dodgers.
- Named the 10th-best prospect in the Nationals organization following the season by *Baseball America*.

PERSONAL/MISCELLANEOUS

He, his wife Ashley and daughter Roslyn (12/13/11) reside in Dana Point, CA during the off-season.

- Graduated from Huntington High School in California in **2004**.
- Participated in the Tigers Winter Caravan.

COLLIN T. BALESTER'S CAREER RECORD

Year	Club	W-L	ERA	G	GS	CG	SHO	SV	IP	H	AB	R	ER	HR	HB	BB	SO	WP	BK	AVG
2004	GCL Expos	1-2	2.19	5	4	0	0	0	24.2	20	93	8	6	0	1	5	21	4	0	.215
2005	Savannah	8-6	3.67	24	23	1	0	0	125.0	105	472	62	51	11	6	42	95	4	1	.222
2006	Potomac	4-5	5.20	23	22	0	0	0	117.2	126	450	71	68	12	4	53	87	12	0	.280
	Harrisburg	1-0	1.83	3	3	0	0	0	19.2	15	65	5	4	0	2	6	10	2	0	.231
2007	Harrisburg	2-7	3.74	17	17	0	0	0	98.2	103	385	47	41	9	5	25	77	5	0	.268
	Columbus	2-3	4.18	10	10	0	0	0	51.2	49	192	27	24	3	3	23	40	2	1	.255
2008	Columbus	9-3	4.00	15	15	0	0	0	78.2	79	300	37	35	14	4	23	64	4	0	.263
	Washington	3-7	5.51	15	15	0	0	0	80.0	92	319	53	49	12	6	28	50	4	0	.288
2009	Syracuse	7-10	4.44	20	20	0	0	0	107.1	129	423	58	53	5	6	37	71	6	1	.305
	Washington	1-4	6.82	7	7	0	0	0	30.1	34	121	24	23	10	0	14	20	0	0	.281
2010	Syracuse	3-3	5.87	35	5	0	0	0	69.0	74	268	47	45	8	3	32	52	7	0	.276
	Washington	0-1	2.57	17	0	0	0	0	21.0	15	74	6	6	2	2	11	28	4	0	.203
2011	Syracuse	2-1	4.35	28	0	0	0	1	39.1	47	157	19	19	2	1	15	46	3	0	.299
	Washington	1-4	4.54	23	0	0	0	0	35.2	38	142	21	18	7	1	14	34	2	1	.268
MINOR LEAGUE TOTALS		39-40	4.26	180	119	1	0	1	731.2	747	2805	381	346	64	35	261	563	49	3	.266
MAJOR LEAGUE TOTALS		5-16	5.17	62	22	0	0	0	167.0	179	656	104	96	31	9	67	132	10	1	.273

TRANSACTIONS

- Selected by Montreal in the fourth round of the June 2004 draft
- On disabled list, May 7-29, 2010 (right calf strain)
- Acquired by the Tigers from Washington, in exchange for Ryan Perry on December 9, 2011

MAJOR LEAGUE HITTING RECORD

	AVG	AB	R	H	2B	3B	HR	RBI	SH	SF	HBP	BB	SO
2011	.000	4	0	0	0	0	0	0	1	0	0	0	0
Career	.148	27	1	4	0	0	0	1	11	0	1	2	10

CAREER FIELDING

	G	TC	PO	A	E	DP	PCT
Pitcher	62	19	6	9	4	1	.789



CAREER HIGHS

Longest Winning Streak: 1 (five times) - last, June 24, 2011
Longest Losing Streak: 4 - June 28-September 17, 2011
Strikeouts: 6 - August 24, 2009 vs. Milwaukee
Walks: 5 (twice) - last, August 19, 2009 vs. Colorado
Innings (starter): 7.0 - August 31, 2008 vs. Atlanta
Innings (relief): 4.0 (twice) - last, September 2, 2011 vs. New York Mets
Low-Hit Game: 1 - July 1, 2008 at Florida (5.0IP)



DUANE BELOW

Born: November 15, 1985
Birthplace: Britton, MI
Bats/Throws: L/L
Major League Service: 0.071
How Obtained: Selected by the Tigers in the 19th round of the June 2006 draft

Opening Day Age: 26
Residence: Britton, MI
Height/Weight: 6-3/218
Signed Through: 2012

LEFTHANDED PITCHER - 64

SEASON HIGHLIGHTS

Assigned to Triple A Toledo to begin the **2011** season, starting 18 games with the Mud Hens before he was recalled by the Tigers for the remainder of the season on July 20...tabbed Toledo's Pitcher of the Year.

- Compiled a season-best four-game winning streak with Toledo April 22-May 13 -- posted a 1.57 ERA (34.1IP/6ER) and 33 strikeouts during the five-start stretch.
- Tabbed the International League Pitcher of the Week for May 2-8 -- finished 1-0 with a 1.93 ERA (14.0IP/3ER) and 16 strikeouts in two starts during the week.
- Fanned a season-high 11 batters on May 8 versus Charlotte.
- Tied for fourth in the International League with 33 strikeouts during May.
- Posted a 3-0 record, 2.08 ERA (26.0IP/6ER) and 18 strikeouts over his final four starts with Toledo June 26-July 15.
- At the time he was recalled from Toledo by the Tigers on July 20, he was tied for second in the International League with nine wins and he was eighth with a 3.13 ERA...additionally, he was tied for fourth among all league starters with a .232 batting average against.
- Made his major league debut on July 20 versus Oakland -- did not figure in the decision as he allowed three runs (one earned) in five innings of work during the start.
- After two starts with the Tigers, he spent the remainder of the season working in relief for Detroit -- retired the first 23 batters he faced as a reliever over a four-outing stretch August 4-17.
- Compiled a 2.93 ERA (15.1IP/5ER) in eight outings during August.
- Named the 21st-best prospect in the Tigers organization following the season by *Baseball America*.

Spent the entire **2010** season with Double A Erie, finishing second on the SeaWolves staff with 103 strikeouts.

- Tied for the lead in the Eastern League with 28 games started, while he tied for fourth with 12 losses and tied for fifth with 17 home runs allowed.
- Fanned a season-high 10 batters on April 27 at Bowie.
- Compiled a 2.80 ERA (45.0IP/14ER) over a 10-start stretch April 27-June 15.
- Won each of his final three decisions of the season August 19-September 3.
- Tied for seventh in the Eastern League with three wins during August.
- Named the 15th-best prospect in the Tigers organization following the season by *Baseball America*.

Assigned to Single A Lakeland to begin the **2009** season.

- Finished 13th in the Florida State League with a 1.86 ERA (19.1IP/4ER) in four starts during April.
- Had his contract transferred from Lakeland to Erie on May 15.
- Landed on the disabled list for the remainder of the season on May 25 with a left elbow sprain.

Led the Florida State League with 126 strikeouts during the **2008** season with Lakeland.

- Tied for the lead in the Florida State League with 26 games started, while he finished third with 70 walks.
- Topped all league starters with 8.70 strikeouts per nine innings.
- Fanned a season-high 10 batters on May 12 at Tampa -- equaled the high with 10 strikeouts on July 22 at Vero Beach.



2012 TIGERS

- Finished 2-1 with a 2.23 ERA (36.1IP/9ER) and 39 strikeouts in six starts during May -- led the Florida State League with 39 strikeouts during the month, while he finished second with a 2.23 ERA.
- Tied for fourth in the Florida State League with three wins during August.

Tabbed the Tigers Minor League Pitcher of the Year and Single A West Michigan's Pitcher of the Year in **2007** after leading the Midwest League with 160 strikeouts.

- Selected to the Midwest League's mid-season all-star squad.
- Tied for the lead in the Midwest League with 13 wins, while he finished fourth with a 2.97 ERA, tied for fourth with 26 games started and tied for fifth with 58 walks.
- Led all league starters with 9.89 strikeouts per nine innings, while he finished fourth with a .236 batting average against.
- Fanned a season-high 14 batters on May 11 versus Cedar Rapids.
- Tabbed the Tigers Minor League Pitcher of the Month for May after compiling a 4-1 record and 2.75 ERA (36.0IP/11ER) in six starts -- tied for second in the Midwest League with four wins during the month.
- Struck out 10 batters on July 1 at South Bend.
- Won each of his final five decisions of the season July 29-August 29.
- Tied for second in the Midwest League with 42 strikeouts in six starts during July, while he finished 13th with a 2.41 ERA (33.2IP/9ER).
- Earned Tigers Minor League Pitcher of the Month honors for August after he finished 4-0 with a 0.56 ERA (32.1IP/2ER) in five starts -- second in the Midwest League with a 0.56 ERA during the month, while he tied for fourth with four wins and 36 strikeouts.
- Won both of his starts during the Midwest League playoffs, posting a 2.63 ERA (13.2IP/4ER) and 17 strikeouts.
- Named the 26th-best prospect in the Tigers organization following the season by *Baseball America*.

Made his professional debut with the Gulf Coast League Tigers after being selected by Detroit in the 19th round of the June **2006** draft.

- Did not allow a run in 22.1 innings of work over a nine-outing stretch July 13-August 21.
- Had his contract transferred from the Gulf Coast League Tigers to Single A Oneonta on August 24.
- Tabbed the Tigers Minor League Pitcher of the Month for August -- combined to post a 2-0 record and 0.92 ERA (29.1IP/3ER) in six outings (five starts) with the Gulf Coast League Tigers and Oneonta.

PERSONAL/MISCELLANEOUS

Resides in Britton, MI during the off-season.

- Attended Lake Michigan College.
- Participated in the Tigers Winter Caravan.
- Recommended/signed by Tom Osowski for the Tigers.

DUANE ARTHUR BELOW'S CAREER RECORD

Year	Club	W-L	ERA	G	GS	CG	SHO	SV	IP	H	AB	R	ER	HR	HB	BB	SO	WP	BK	AVG
2006	GCL Tigers	2-0	1.60	15	4	0	0	0	33.2	27	125	8	6	1	0	10	30	2	0	.216
	Oneonta	0-0	3.86	2	2	0	0	0	9.1	11	39	6	4	0	0	5	8	0	0	.282
2007	West Michigan	13-5	2.97	26	26	0	0	0	145.2	128	543	54	48	6	3	58	160	9	2	.236
2008	Lakeland	8-7	4.46	27	26	0	0	0	133.1	144	515	75	66	10	2	70	126	6	2	.280
2009	Lakeland	1-4	3.14	6	6	0	0	0	28.2	22	106	11	10	4	0	14	38	2	0	.208
	Erie	1-0	1.59	2	2	0	0	0	11.1	7	40	4	2	1	0	6	7	1	0	.175
2010	Erie	7-12	4.93	28	28	0	0	0	126.0	137	499	78	69	17	3	37	103	6	2	.275
2011	Toledo	9-4	3.13	18	18	0	0	0	115.0	99	426	42	40	12	5	37	83	0	0	.232
	DETROIT	0-2	4.34	14	2	0	0	0	29.0	28	111	16	14	2	1	11	14	2	0	.252
MINOR LEAGUE TOTALS		41-32	3.66	124	112	0	0	0	603.0	575	2293	278	245	51	13	237	555	26	6	.251
MAJOR LEAGUE TOTALS		0-2	4.34	14	2	0	0	0	29.0	28	111	16	14	2	1	11	14	2	0	.252

TRANSACTIONS

- Selected by the Tigers in the 19th round of the June 2006 draft
- On disabled list, May 25-September 8, 2009 (left elbow sprain)

CAREER FIELDING

	G	TC	PO	A	E	DP	PCT
Pitcher	14	2	1	1	0	0	1.000

CAREER HIGHS

Longest Winning Streak: No major league wins
Longest Losing Streak: 2 - July 25-August 24, 2011
Strikeouts: 4 - August 7, 2011 at Kansas City
Walks: 2 (four times) - last, September 15, 2011 at Oakland
Innings (starter): 5.0 - July 20, 2011 vs. Oakland
Innings (relief): 4.0 - August 9, 2011 at Cleveland
Low-Hit Game: 5 - July 20, 2011 vs. Oakland (5.0IP)



JOAQUIN BENOIT

Born: July 26, 1977
Birthplace: Santiago, DR
Bats/Throws: R/R
Major League Service: 9.040
How Obtained: Signed by the Tigers as a free agent on November 19, 2010
Opening Day Age: 34
Residence: Santiago, DR
Height/Weight: 6-3/220
Signed Through: 2013

RIGHTHANDED PITCHER - 53

CAREER HIGHLIGHTS

The 2012 season will mark Benoit's second season with the Tigers...marks the second year of a three-year contract he agreed to terms with the club on November 19, 2010.

SEASON HIGHLIGHTS

Completed his first season with the Tigers in **2011** after signing with the club during the off-season -- appeared in 66 games with Detroit, serving as the club's set-up man.

- Compiled a 0.93 ERA (9.2IP/1ER) over his first 10 outings of the season April 2-22.
- Struggled during a six-outing stretch April 27-May 16, posting a 1-3 record and 21.60 ERA (5.0IP/12ER).
- Fanned a season-best three batters on May 11 at Minnesota -- equaled the best with three strikeouts on August 25 at Tampa Bay, August 30 at Kansas City, September 23 versus Baltimore and September 27 versus Cleveland.
- Compiled a 3-0 record, 1.36 ERA (46.1IP/7ER), two saves and 52 strikeouts over his final 50 outings of the season May 20-September 27...limited opponents to a .168 batting average (26x155) during that stretch.
- Recorded a three-game winning streak June 27-August 30.
- Posted a 1.17 ERA (7.2IP/1ER) in nine appearances during July.
- Did not allow a run over his final 22 outings of the season August 3-September 27, fanning 28 batters in 22.0 scoreless innings.
- Tossed a season-high two innings of relief on August 9 at Cleveland -- matched the high by working two innings of relief on August 30 versus Kansas City.
- Compiled a 2-0 record and 1.80 ERA (15.0IP/3ER) in 14 outings during August.
- Made the 400th appearance of his career on September 23 versus Baltimore.
- Held righthanded hitters to a .184 batting average (19x103)...lefties batted .248 (28x113) against him.
- Recorded a 3.55 ERA (33.0IP/13ER) in 36 appearances at home...compiled a 2.25 ERA (28.0IP/7ER) in 30 outings on the road.
- Posted a 2-3 record and 4.24 ERA (34.0IP/16ER) in 39 appearances prior to the all-star break...finished 2-0 with a 1.33 ERA (27.0IP/4ER) in 27 appearances following the all-star break.

Topped all American League relievers with a 1.34 ERA after signing with the Tampa Bay Rays as a minor league free agent on February 15, **2010**.

- Led all American League relievers with a .147 batting average against, 4.48 hits per nine innings and 6.12 baserunners per nine innings, while he finished second with 1.64 walks per nine innings and 6.82 strikeouts per walk, third with 11.19 strikeouts per nine innings and fifth with 75 strikeouts.
- Assigned to Triple A Durham to begin the season -- appeared in eight games with Durham before he had his contract purchased by Tampa Bay on April 29.
- Did not allow a run in his first 13 outings of the season with Tampa Bay April 29-June 5, fanning 16 batters in 12.0 scoreless innings.
- Struck out a season-high five batters on May 17 versus Cleveland.



2012 TIGERS

- Compiled a 0.69 ERA (13.0IP/1ER) over his final 13 outings of the season August 29-October 3.
- Posted a 0.65 ERA (27.2IP/2ER) in 29 outings prior to the all-star break...compiled a 1.93 ERA (32.2IP/7ER) in 34 appearances following the all-star break.

Sidelined for the entire **2009** season with the Texas Rangers after undergoing surgery to repair a torn right rotator cuff on January 27, a procedure performed by Dr. Timothy Kremchek in Cincinnati, OH.

Appeared in 44 games with the Rangers during the **2008** season.

- Compiled a 2.20 ERA (16.1IP/4ER) in 15 outings during May.
- Sidelined July 3-August 6 with right shoulder inflammation.
- Assigned to Double A Frisco by Texas for an injury rehabilitation assignment on July 25 -- appeared in three games with Frisco before his injury rehabilitation assignment was transferred to Triple A Oklahoma on August 2...saw action in two games with Oklahoma before his injury rehabilitation assignment was recalled by Texas on August 6.
- Posted a 5.60 ERA (35.1IP/22ER) in 34 outings prior to the all-star break...compiled a 2.79 ERA (9.2IP/3ER) in 10 appearances following the all-star break.

Established a career high with 70 appearances for Texas during the **2007** season as he was named the Rangers Pitcher of the Year by the local chapter of the BBWAA.

- Finished second among all American League relievers with 87 strikeouts, while he tied for second with seven wins and finished third with 82.0 innings pitched.
- Posted a 1.23 ERA (14.2IP/2ER) in 13 outings during May.
- Established a career high with a four-game winning streak July 25-August 25.
- Did not allow a run in 13 appearances during August, fanning 22 batters in 16.0 scoreless innings.
- Limited lefthanded batters to a .172 batting average (23x134)...righties hit .268 (45x168) against him.
- Compiled a 3.13 ERA (46.0IP/16ER) in 39 outings prior to the all-star break...posted a 2.50 ERA (36.0IP/10ER) in 31 appearances following the all-star break.

Worked exclusively in relief for the first time in his career during the **2006** season with Texas.

- Seventh among all American League relievers with 79.2 innings pitched and 85 strikeouts.
- Compiled a 2.20 ERA (16.1IP/4ER) over a 16-outing stretch April 5-May 10.
- Limited lefthanded batters to a .191 batting average (22x115)...righties hit .245 (46x188) against him.

Opened the **2005** season on Texas' disabled list with right shoulder tendinitis, being sidelined until May 2.

- Saw action in three games with Oklahoma during an injury rehabilitation assignment April 25-May 2.
- Worked both as a starter and reliever during the season with Texas -- finished 2-4 with a 5.96 ERA (45.1IP/30ER) in nine starts, while he went 2-0 with a 1.30 ERA (41.2IP/6ER) in 23 relief outings.
- Sidelined June 9-28 with right elbow tendinitis -- appeared in one game with the Arizona League Rangers during an injury rehabilitation assignment.
- Posted a 1.88 ERA (14.1IP/3ER) in 11 outings during September.
- Compiled a 0.83 ERA (21.2IP/2ER) in 10 outings prior to the all-star break...posted a 4.68 ERA (65.1IP/34ER) in 22 appearances (nine starts) following the all-star break.

Made Texas' Opening Day roster for the first time in his career in **2004** -- split time between the starting rotation and bullpen with the Rangers.

- Finished 3-5 with a 6.33 ERA (75.1IP/53ER) in 15 starts...posted a 3.90 ERA (27.2IP/12ER) in 13 relief outings.
- Sidelined August 23-September 7 with right shoulder tendinitis -- appeared in one game with Frisco as part of an injury rehabilitation assignment.
- Compiled a 2.03 ERA (13.1IP/3ER) in five outings (two starts) during September.
- Limited lefthanded batters to a .249 batting average (52x209)...righties hit .311 (61x196) against him.

Assigned to Oklahoma to begin the **2003** season, making five starts before he was recalled by Texas for the remainder of the season on May 2.

- Established a career high with eight strikeouts on May 20 versus Tampa Bay -- equaled the career high with eight strikeouts on June 22 versus Houston.
- Sidelined June 1-22 with right elbow inflammation -- started one game with Oklahoma during an injury rehabilitation assignment.
- Limited lefthanded batters to a .222 batting average (47x212)...righties batted .272 (52x191) against him.

Appeared in 17 games (13 starts) during five separate stints with Texas during the **2002** season.

- Assigned to Oklahoma to begin the season -- led all Pacific Coast League starters with a .204 batting average against,



while he finished second with 9.40 strikeouts per nine innings and fifth with 10.76 baserunners per nine innings.

- Recalled by Texas from Oklahoma on May 9 -- earned his first major league win that day versus the Chicago White Sox before he was optioned back to Oklahoma on May 11.
- Recalled by Texas from Oklahoma on June 4 -- made one appearance in relief for the Rangers before he was optioned to Oklahoma on June 8.
- Tabbed the Pacific Coast League Pitcher of the Week for June 10-16 -- earned the win in his only start during the week, fanning nine batters in eight scoreless innings on June 14 versus Memphis.
- Recalled by Texas from Oklahoma to start the first game of a doubleheader on June 24 versus Anaheim -- optioned back to Oklahoma following the game.
- Had his option transferred from Oklahoma to Single A Charlotte on July 10 -- started one game with Charlotte before he was recalled by Texas on July 15...started that night for the Rangers at Kansas City before he was optioned to Oklahoma on July 16.
- Recalled by Texas from Oklahoma for the remainder of the season on July 29.

Assigned to Double A Tulsa to open the **2001** season, starting four games before his option was transferred to Oklahoma on April 23.

- Second among all Pacific Coast League starters with 9.76 strikeouts per nine innings with Oklahoma...finished fifth in the league with 73 walks.
- Struck out 11 batters on May 6 at Iowa -- equaled that total with 11 strikeouts on June 7 versus Sacramento.
- Recalled by Texas from Oklahoma on August 8 -- made his major league debut that evening versus Detroit, starting against Nate Cornejo...both Benoit and Cornejo were making their major league debuts, marking the first time two pitchers started against each other in their major league debuts since August 21, 1990 when Minnesota's Paul Abbott faced Kansas City's Jim Campbell...optioned back to Oklahoma for the remainder of the season on August 9.
- Tabbed the Pacific Coast League Pitcher of the Week for August 27-September 3 -- won both of his starts during the week, posting a 0.53 ERA (17.0IP/1ER) and 20 strikeouts.
- Fanned a season-high 12 batters as he fired a three-hit shutout on September 3 versus Memphis -- tied for fourth in the Pacific Coast League with one shutout.
- Named the seventh-best prospect in the Rangers organization and 15th-best prospect in the Pacific Coast League following the season by *Baseball America*.

Limited to 16 starts with Tulsa during the **2000** season after being sidelined for nearly two months with severe right shoulder discomfort.

- Fanned a season-high 11 batters on August 24 at Round Rock.
- Named the fifth-best prospect in the Rangers organization following the season by *Baseball America*.
- Saw action in eight games with Grand Canyon in the Arizona Fall League following the season, posting a 2-2 record and 1.91 ERA (33.0IP/7ER).

Spent the entire **1999** season with Charlotte, tying for the staff lead with 22 games started and finishing second with 83 strikeouts.

Limited to 15 starts with Single A Savannah during the **1998** season due to two separate stints on the disabled list.

- Sidelined June 1-July 20 with a tender right elbow.
- Landed on the disabled list for the remainder of the season on August 5 with right shoulder tightness.

Started 10 games for the Gulf Coast League Rangers during the **1997** season.

- Fanned seven batters in eight scoreless innings to earn the win in his only start during the Gulf Coast League playoffs.
- Named the sixth-best prospect in the Rangers organization and eighth-best prospect in the Gulf Coast League following the season by *Baseball America*.

Made his professional debut with the Dominican Summer League Rangers after signing with Texas as a non-drafted free agent on May 20, **1996**.

PERSONAL/MISCELLANEOUS

Resides in Santiago, DR during the off-season...has a daughter, Jackelyn (9/29/10).

- Won the **2010** Tony Conigliaro Award, an honor presented each year to a major league player who has overcome adversity through the attributes of spirit, determination and courage.
- Actively participates in Tigers Dreams Come True and the Detroit Tigers Autographed Memorabilia Program and participated in the Tigers Winter Caravan.



2012 TIGERS

JOAQUIN ANTONIO BENOIT'S CAREER RECORD

Year	Club	W-L	ERA	G	GS	CG	SHO	SV	IP	H	AB	R	ER	HR	HB	BB	SO	WP	BK	AVG
1996	DSL Rangers	6-5	2.28	14	13	2	0	0	75.0	63	290	26	19	4	0	23	63	2	1	.217
1997	GCL Rangers	3-3	2.05	10	10	1	0	0	44.0	40	164	14	10	0	1	11	38	1	0	.244
1998	Savannah	4-3	3.83	15	15	1	0	0	80.0	79	314	41	34	8	3	18	68	3	1	.252
1999	Charlotte	7-4	5.31	22	22	0	0	0	105.0	117	412	67	62	5	11	50	83	3	2	.284
2000	Tulsa	4-4	3.83	16	16	0	0	0	82.1	73	308	40	35	6	4	30	72	6	0	.237
2001	Tulsa	1-0	3.32	4	4	0	0	0	21.2	23	87	8	8	1	1	6	23	2	0	.264
	Oklahoma	9-5	4.19	24	24	1	1	0	131.0	113	483	63	61	14	4	73	142	7	0	.234
	Texas	0-0	10.80	1	1	0	0	0	5.0	8	22	6	3	0	3	4	0	0	.364	
2002	Charlotte	0-0	0.00	1	1	0	0	0	5.0	1	17	0	0	0	0	3	8	0	0	.059
	Oklahoma	8-4	3.56	16	16	0	0	0	98.2	74	363	42	39	8	7	37	103	6	0	.204
	Texas	4-5	5.31	17	13	0	0	1	84.2	91	335	51	50	6	5	58	59	7	0	.272
2003	Oklahoma	2-1	3.82	6	6	0	0	0	33.0	28	121	17	14	3	2	11	31	1	0	.231
	Texas	8-5	5.49	25	17	0	0	0	105.0	99	403	67	64	23	3	51	87	3	1	.246
2004	Frisco#	0-0	0.00	1	1	0	0	0	2.0	0	6	0	0	0	0	6	0	0	0	.000
	Texas	3-5	5.68	28	15	0	0	0	103.0	113	405	67	65	19	8	31	95	3	0	.279
2005	AZL Rangers#	0-0	0.00	1	1	0	0	0	2.0	0	5	0	0	0	0	1	4	0	0	.000
	Oklahoma#	0-1	5.40	3	1	0	0	0	5.0	4	17	3	3	1	1	4	2	1	0	.235
	Texas	4-4	3.72	32	9	0	0	0	87.0	69	326	39	36	9	2	38	78	1	0	.212
2006	Texas	1-1	4.86	56	0	0	0	0	79.2	68	303	49	43	5	3	38	85	3	0	.224
2007	Texas	7-4	2.85	70	0	0	0	6	82.0	68	302	28	26	6	2	28	87	3	0	.225
2008	Frisco#	0-0	16.20	3	1	0	0	0	1.2	4	8	3	3	0	1	4	2	2	0	.500
	Oklahoma#	1-0	0.00	2	0	0	0	0	3.0	1	9	0	0	0	0	0	3	0	0	.111
	Texas	3-2	5.00	44	0	0	0	1	45.0	40	172	28	25	6	0	35	43	3	0	.233
2009	Did not pitch - injured																			
2010	Durham	0-1	2.79	8	0	0	0	2	9.2	8	37	3	3	2	0	3	17	0	0	.216
	Tampa Bay	1-2	1.34	63	0	0	0	1	60.1	30	204	10	9	6	0	11	75	1	0	.147
2011	DETROIT	4-3	2.95	66	0	0	0	2	61.0	47	216	22	20	5	2	17	63	3	0	.218
MINOR LEAGUE TOTALS		45-31	3.75	146	131	5	1	2	699.0	628	2641	327	291	52	35	274	665	34	4	.238
DETROIT TOTALS		4-3	2.95	66	0	0	0	2	61.0	47	216	22	20	5	2	17	63	3	0	.218
MAJOR LEAGUE TOTALS		35-31	4.34	402	55	0	0	11	712.2	633	2688	367	344	88	25	310	676	27	1	.235

TRANSACTIONS

- Signed by Texas as a non-drafted free agent on May 20, 1996
- On disabled list, June 1-July 20, 1998 (tender right elbow)
- On disabled list, August 5-October 15, 1998 (right shoulder tightness)
- On disabled list, May 2-June 21, 2000 (severe right shoulder discomfort)
- On disabled list, June 1-22, 2003 (right elbow inflammation)
- On bereavement list, July 20-26, 2004
- On disabled list, August 23-September 7, 2004 (right shoulder tendinitis)
- On disabled list, March 25-May 2, 2005 (right shoulder tendinitis)
- On disabled list, June 9-28, 2005 (right elbow tendinitis)
- On disabled list, July 3-August 6, 2008 (right shoulder inflammation)
- On disabled list, April 5-November 5, 2009 (right labrum surgery)
- Signed by Tampa Bay as a minor league free agent on February 15, 2010
- Signed by the Tigers as a free agent on November 19, 2010

DIVISION SERIES RECORD

Year	Club/Opp.	W-L	ERA	G	GS	CG	SHO	SV	IP	H	AB	R	ER	HR	HB	BB	SO	WP	BK	AVG
2010	TB vs. TEX	1-0	0.00	3	0	0	0	0	3.2	0	11	0	0	0	0	0	3	0	0	.000
2011	DET vs. NYY	0-0	2.45	2	0	0	0	0	3.2	4	15	1	1	1	0	1	6	0	0	.267
DIVISION SERIES TOTALS		1-0	1.23	5	0	0	0	0	7.1	4	26	1	1	1	0	1	9	0	0	.154

LEAGUE CHAMPIONSHIP SERIES RECORD

Year	Club/Opp.	W-L	ERA	G	GS	CG	SHO	SV	IP	H	AB	R	ER	HR	HB	BB	SO	WP	BK	AVG
2011	DET vs. TEX	0-0	0.00	3	0	0	0	0	4.0	0	10	0	0	0	0	2	3	0	0	.000

MAJOR LEAGUE HITTING RECORD

	AVG	AB	R	H	2B	3B	HR	RBI	SH	SF	HBP	BB	SO
2011	—	—	—	—	—	—	—	—	—	—	—	—	—
Career	.000	9	1	0	0	0	0	0	0	0	0	0	4

CAREER FIELDING

	G	TC	PO	A	E	DP	PCT
Pitcher	402	90	33	55	2	5	.978



CAREER HIGHS

Longest Winning Streak: 4 - July 25-August 25, 2007

Longest Losing Streak: 3 - August 14-25, 2005

Strikeouts: 8 (twice) - last, June 22, 2003 vs. Houston

Walks: 7 - July 15, 2002 at Kansas City

Innings (starter): 7.1 - August 7, 2002 at Detroit

Innings (relief): 7.0 - September 3, 2002 at Baltimore

Low-Hit Game: 2 (twice) - last, July 28, 2003 at Seattle (7.0IP)



QUINTIN BERRY

NON-ROSTER
INVITEE

Born: November 21, 1984

Birthplace: San Diego, CA

Bats/Throws: L/L

Major League Service: 0.000

How Obtained: Signed by the Tigers as a minor league free agent on November 9, 2011

Opening Day Age: 27

Residence: San Diego, CA

Height/Weight: 6-0/175

Signed Through: 2012

OUTFIELDER - 66

SEASON HIGHLIGHTS

Released by the New York Mets organization on April 1 after being selected by the club from the San Diego Padres in the minor league phase of the Rule 5 Draft during the off-season...signed by the Cincinnati Reds as a minor league free agent on April 21, **2011**.

- Assigned to Double A Carolina by the Reds -- led the Southern League with 40 stolen bases, while he finished fourth with a .399 on-base percentage.
- Collected a season-high four hits on May 20 versus Chattanooga.
- Batted .320 (31x97) in 26 games during May.
- Sidelined June 22-29 with a left hand contusion.
- Compiled a 15-game hitting streak August 9-24, batting .383 (23x60).
- Hit .337 (34x101) in 28 games during August.
- Had his contract transferred from Carolina to Triple A Louisville on September 1.

Assigned to Double A Reading by the Philadelphia Phillies to begin the **2010** season.

- Sidelined April 12-30 with a viral infection.
- Tabbed the Eastern League Player of the Week for June 7-13 -- batted .500 (8x16) with a double, home run, five RBI and four stolen bases in five games during the week.
- Claimed off waivers by San Diego from Philadelphia on July 14 -- assigned to Double A San Antonio by the Padres.

Earned both Eastern League mid- and post-season all-star honors with Reading during the **2009** season.

- Second in the Eastern League with 48 stolen bases, while he finished fourth with 135 games played and tied for fourth with 516 at-bats and 89 runs scored.
- Topped all league outfielders with a .993 fielding percentage.
- Tabbed the best baserunner in the Eastern League by *Baseball America*.
- Saw action in eight games with Caguas in the Puerto Rican Winter League following the season.

Selected to the Florida State League's post-season all-star squad after spending the entire **2008** season with Single A Clearwater.

- Topped the Florida State League with 134 games played and 51 stolen bases, while he finished second with 511 at-bats and 65 walks and fourth with 139 hits.
- Batted .393 (24x61) over the course of a 14-game hitting streak June 24-July 10.
- Compiled a 30-game hitting streak July 12-August 13, batting .363 (45x124).
- Second in the Florida State League with a .368 batting average (42x114) in 26 games during July.
- Named the 25th-best prospect in the Phillies organization following the season by *Baseball America*.
- Saw action in 22 games with Mesa in the Arizona Fall League following the season, batting .311 (28x90) with four doubles, a home run, nine RBI and five stolen bases.

Spent the entire **2007** season with Single A Lakewood, winning the Paul Owens Award as the best player in



2012 TIGERS

Philadelphia's minor league system.

- Selected to both the South Atlantic League's mid- and post-season all-star squads.
- Led the South Atlantic League with 55 stolen bases, while he finished fifth with 152 hits and tied for eighth with a .312 batting average.
- Tabbed the South Atlantic League Player of the Week for May 21-27 -- batted .448 (13x29) with a double, triple, four RBI and six stolen bases in seven games during the week.
- Compiled a season-high 14-game hitting streak May 21-June 5, batting .455 (25x55).
- Collected a season-best four hits on August 1 versus Asheville.
- Fourth in the South Atlantic League with a .378 batting average (45x119) in 28 games during August.
- Named the 23rd-best prospect in the Phillies organization following the season by *Baseball America*.

Made his professional debut with Single A Batavia after being selected by Philadelphia in the fifth round of the June 2006 draft.

- Collected a season-high five hits on July 9 versus Hudson Valley.

PERSONAL/MISCELLANEOUS

Resides in San Diego, CA during the off-season.


- Selected by Atlanta in the 25th round of the June 2003 draft out of Morse High School in San Diego, but he did not sign.
- Hit .419 (96x229) with 60 runs scored, 18 doubles, three triples, two home runs, 43 RBI and 18 stolen bases in 56 games as a sophomore at San Diego State University in 2005.
- Saw action in 59 games during his junior season at San Diego State University in 2006, batting .335 (80x239) with 61 runs scored, 13 doubles, four triples, five home runs, 35 RBI and 32 stolen bases.

QUINTIN LONELL BERRY'S CAREER RECORD

Year	Club	AVG	G	AB	R	H	TB	2B	3B	HR	RBI	SH	SF	HB	BB	SO	SB	CS	OBP	SLG	E
2006	Batavia	.219	62	210	34	46	52	2	2	0	13	5	2	5	25	51	19	4	.314	.248	2
2007	Lakewood	.312	126	487	86	152	188	19	4	3	44	12	9	12	61	85	55	18	.395	.386	3
2008	Clearwater	.272	134	511	63	139	174	24	1	3	43	7	1	6	65	103	51	14	.360	.341	4
2009	Reading	.266	135	516	89	137	173	17	2	5	28	10	0	9	63	118	48	14	.355	.335	2
2010	Reading	.210	66	238	35	50	70	10	2	2	25	9	2	3	33	50	23	6	.312	.294	3
	San Antonio	.209	33	110	11	23	29	1	1	1	8	1	0	3	10	28	4	2	.293	.264	1
2011	Carolina	.297	93	320	64	95	131	16	1	6	41	2	1	3	52	83	40	7	.399	.409	3
	Louisville	.056	4	18	2	1	1	0	0	0	0	1	0	0	4	2	0	0	.056	.056	0
MINOR LEAGUE TOTALS		.267	653	2410	384	643	818	89	13	20	202	47	15	41	309	522	242	65	.358	.339	18

TRANSACTIONS

- Selected by Atlanta in the 25th round of the June 2003 draft
- Selected by Philadelphia in the fifth round of the June 2006 draft
- On disabled list, April 12-30, 2010 (viral infection)
- Claimed off waivers by San Diego from Philadelphia on July 14, 2010
- Selected by the New York Mets from San Diego in the minor league phase of the Rule 5 Draft on December 9, 2010
- Signed by Cincinnati as a minor league free agent on April 21, 2011
- On disabled list, June 22-29, 2011 (left hand contusion)
- Signed by the Tigers as a minor league free agent on November 9, 2011



BRENNAN BOESCH

Born: April 12, 1985
Birthplace: Santa Monica, CA
Bats/Throws: L/L
Major League Service: 2.000
How Obtained: Selected by the Tigers in the third round of the June 2006 draft
Opening Day Age: 26
Residence: Los Angeles, CA
Height/Weight: 6-4/235
Signed Through: 2012

OUTFIELDER - 26

CAREER HIGHLIGHTS

The 2012 season will mark Boesch's third season with the Tigers.

- Named the American League Rookie of the Month with the Tigers in both May and June of 2010.



SEASON HIGHLIGHTS

Limited to 115 games during his first full season at the major league level with the Tigers in **2011** due to season-ending thumb surgery in September.

- Established career bests with 75 runs scored, 121 hits and 16 home runs.
- Scored four runs and collected four hits and four RBI on April 3 at New York's Yankee Stadium -- became the first Tigers player with at least four runs scored, four hits and four RBI in a game since Dmitri Young did so on April 4, 2005 versus Kansas City...Young finished with four runs scored, four hits and five RBI that day at Comerica Park.
- Compiled a career-best 10-game hitting streak April 18-29, batting .429 (15x35) with five doubles and four RBI -- matched the career high with a 10-game hitting streak June 25-July 4, batting .378 (14x37) with four doubles and two home runs.
- Batted .319 (29x91) with nine doubles, a home run and 13 RBI in 26 games during April -- tied for fifth in the American League with nine doubles during the month.
- Established career highs with five hits, two home runs and five RBI on June 6 at Texas -- marked the seventh time since at least 1919 a Tigers player finished a game with at least five hits, two home runs and five RBI and the first time a Tigers player has accomplished the feat since Carlos Pena collected six hits, two home runs and five RBI on May 27, 2004 at Kansas City...according to the Elias Sports Bureau, he became the fifth player in club history to finish with at least three runs, five hits, two home runs and five RBI during a single game -- Boesch joined Ty Cobb (1925), Hank Greenberg (1937), Charlie Gehringer (1937) and Pena in accomplishing the feat.
- Hit .380 (41x108) with 21 runs scored, eight doubles, six home runs and 13 RBI in 27 games during June -- led the American League with 41 hits during the month, while he finished third with a .380 batting average and tied for seventh with eight doubles.
- Left the game on August 10 at Cleveland with a right thumb sprain -- saw action in eight more games with the Tigers before undergoing season-ending surgery.
- Sidelined for the remainder of the season after undergoing surgery to repair the ulnar collateral ligament in his right thumb on September 6, a procedure performed by Dr. Thomas Graham at the Cleveland Clinic.
- Hit .302 (32x106) against lefthanded pitchers...batted .276 (89x322) with righties on the mound.
- Batted .306 (96x314) in 84 games prior to the all-star break...hit .219 (25x114) in 31 games following the all-star break.

Saw his first major league action after being recalled from Triple A Toledo by the Tigers on April 23, **2010** -- topped all American League rookies with 14 home runs and 67 RBI, while he finished second with 119 hits, 26 doubles, 193 total bases and 43 extra-base hits.

- Tabbed the Tigers Minor League Player of the Month for April after opening the season with Toledo -- batted .379 (22x58) with three doubles, a triple, three home runs and 17 RBI in 15 games during the month for the Mud Hens.
- At the time of his recall to Detroit on April 23, he led the International League with 22 hits and 17 RBI, while he was fourth with a .379 batting average and .455 on-base percentage.
- Made his major league debut on April 23 at Texas -- doubled off Rich Harden in his first major league at-bat.
- Belted his first major league home run on April 30 versus the Los Angeles Angels of Anaheim, a grand slam off Joel Pineiro -- first Tigers player to hit a grand slam for his first major league home run since Cody Ross did so on September 2, 2003 versus Cleveland.
- Established a career high with four hits on May 15 versus Boston.
- Selected the American League Rookie of the Month for May after hitting .345 (29x84) with eight doubles, two triples, three home runs and 15 RBI -- finished eighth in the American League with a .345 batting average during the month.
- Garnered American League Rookie of the Month and Tigers Player of the Month honors for June after batting .337 (38x104) with 17 runs scored, four doubles, a triple, eight home runs and 23 RBI in 27 games -- tied for second in the American League with eight home runs during June, while he tied for fifth with 23 RBI and tied for eighth with 35 hits.
- Swiped a career-high two bases on September 12 versus Baltimore.
- Hit .337 (35x104) versus lefthanded pitchers, fifth-best in the American League...batted .233 (84x360) against righties.
- Batted .342 (83x243) with 12 home runs and 49 RBI in 65 games prior to the all-star break...hit .163 (36x221) with two home runs and 18 RBI in 68 games following the all-star break.
- Led all American League outfielders with 10 errors, while he tied for eighth with nine assists.

Earned both Eastern League mid- and post-season all-star honors with Double A Erie in **2009** as he led the league with 28 home runs...tabbed Erie's Player of the Year.

- Led the Eastern League with 61 extra-base hits and 269 total bases, while he tied for the lead with 527 at-bats, finished second with a home run once every 18.82 at-bats, third with 93 RBI, a .510 slugging percentage and 127 strikeouts, tied for third with seven triples, tied for fourth with 89 runs scored and fifth with 145 hits.
- Topped all league outfielders with 15 assists.
- Rated as possessing the best power in the Eastern League by *Baseball America*.



2012 TIGERS

- Batted .410 (16x39) with three doubles, a triple, two home runs and 10 RBI over a 10-game hitting streak May 1-11.
- Led the Eastern League with 68 total bases during May, while he tied for the lead with seven home runs -- hit .299 (35x117) with eight doubles, two triples and 24 RBI in 29 games during the month.
- Collected a season-best five RBI on June 9 versus Portland.
- Tied for second in the Eastern League with six home runs during June, while he tied for fourth with 20 RBI.
- Compiled a season-high 13-game hitting streak July 5-25, batting .362 (21x58) with three doubles, two triples, four home runs and 13 RBI.
- Collected a season-best four hits on July 24 versus Binghamton.
- Earned Eastern League Player of the Week honors for July 20-26 after hitting .407 (11x27) with nine runs scored, three doubles, a triple, four home runs and 10 RBI in six games.
- Batted .323 (30x93) with five doubles, three triples, six home runs and 19 RBI in 22 games during July -- third in the Eastern League with 59 total bases during the month, while he tied for fifth with six home runs and finished ninth with a .323 batting average.
- Connected for a season-high two home runs on August 1 versus Reading.
- Tied for fourth in the Eastern League with five home runs during August -- hit .295 (33x112) with three doubles and 20 RBI in 28 games during the month.
- Batted .283 (103x364) against righthanded pitchers...hit .258 (42x163) with lefties on the mound.
- Named the 25th-best prospect in the Tigers organization following the season by *Baseball America*.
- Saw action in 18 games with Escogido in the Dominican Winter League following the season, batting .212 (14x66) with four doubles, a triple, two home runs and 13 RBI.

Tied for third in the Florida State League with eight triples for Single A Lakeland during the **2008** season.

- Compiled a season-high 13-game hitting streak May 21-June 4, batting .351 (20x57) with three doubles, two triples, a home run and 12 RBI.
- Collected a season-best four hits on June 3 versus Sarasota -- equaled the high with four hits on June 16 at Sarasota.
- Hit .309 (29x94) with two doubles, four triples and 16 RBI in 23 games during June.
- Belted a season-high two home runs on July 8 at Brevard County.
- Batted .268 (84x313) against righthanded pitchers...hit .192 (20x104) with lefties on the mound.
- Hit .293 (34x116) with runners in scoring position.
- Batted .471 (8x17) with 22 RBI when hitting with the bases loaded.

Finished fifth in the Midwest League with 86 RBI for Single A West Michigan during the **2007** season.

- Tied for third in the Midwest League with 513 at-bats.
- Collected a season-best four hits on May 28 versus Fort Wayne.
- Compiled a season-high 12-game hitting streak May 30-June 10, batting .370 (17x46) with two doubles, three home runs and 15 RBI.
- Topped the Midwest League with 27 RBI during June -- hit .299 (32x107) with seven doubles and three home runs in 26 games during the month.
- Hit .409 (18x44) with a double, triple, home run and eight RBI over a 10-game hitting streak July 6-19.
- Saw action in all nine of West Michigan's games during the Midwest League playoffs, batting .263 (10x38) with three doubles and two RBI.
- Named the 24th-best prospect in the Tigers organization following the season by *Baseball America*.

Made his professional debut with Single A Oneonta after being selected by the Tigers in the third round of the June **2006** draft, earning New York-Penn League mid-season all-star honors.

- Led the New York-Penn League with 54 RBI, while he finished second with 292 at-bats and 85 hits, third with 127 total bases and tied for fourth with six triples and 26 extra-base hits.
- Collected a season-best four hits on July 7 at Tri-City.
- Topped the New York-Penn League with 25 RBI during July, while he finished second with 56 total bases -- hit .297 (38x128) with four doubles, four triples and two home runs in 28 games during the month.
- Batted .372 (16x43) with four doubles, a triple and nine RBI over a season-high 11-game hitting streak August 13-25.
- Hit .337 (34x101) with runners in scoring position.
- Named the 16th-best prospect in the Tigers organization following the season by *Baseball America*.

PERSONAL/MISCELLANEOUS

Resides in Los Angeles, CA during the off-season.

- Batted .490 with seven home runs during his senior season in **2003** at Harvard-Westlake High School in California.
- Hit .284 (21x74) with 14 runs scored, five doubles, a triple, four home runs and 15 RBI in 33 games as a freshman at the University of California-Berkeley in **2004**.



- Saw action with Bourne in the Cape Cod League during the summer of **2004**.
- An All-Pac-10 Conference selection as a sophomore at the University of California-Berkeley in **2005**, he hit .355 (77x217) with 36 runs scored, 21 doubles, two triples, seven home runs and 33 RBI in 57 games.
- Played for Brewster in the Cape Cod League during the summer of **2005**.
- Hit .313 (67x214) with 35 runs scored, 11 doubles, 10 home runs and 42 RBI in 54 games during his junior season at the University of California-Berkeley in **2006** to earn Honorable Mention All-Pac-10 Conference honors.
- Actively participates with Tigers Dreams Come True and the Detroit Tigers Autographed Memorabilia Program, participated in a Baseball Fantasy Camp for Kids and "Tip a Tiger," participates in Autographs for a Cause (donated funds to the Michigan Chapter of the National Multiple Sclerosis Society) and participated in the Tigers Winter Caravan.
- Recommended/signed by Scott Cerny for the Tigers.

BRENNAN P. BOESCH'S CAREER RECORD

Year	Club	AVG	G	AB	R	H	TB	2B	3B	HR	RBI	SH	SF	HB	BB	SO	SB	CS	OBP	SLG	E
2006	Oneonta	.291	70	292	27	85	127	15	6	5	54	0	1	3	21	42	3	4	.344	.435	6
2007	West Michigan	.267	126	513	52	137	194	19	4	10	86	0	5	1	23	81	15	4	.297	.378	3
2008	Lakeland	.249	111	417	46	104	158	17	8	7	64	0	5	3	36	90	3	5	.310	.379	6
2009	Erie	.275	131	527	89	145	269	26	7	28	93	1	7	3	33	127	11	2	.318	.510	7
2010	Toledo	.379	15	58	6	22	36	3	1	3	17	0	0	4	4	17	2	1	.455	.621	0
	DETROIT	.256	133	464	49	119	193	26	3	14	67	0	3	5	40	99	7	1	.320	.416	10
2011	DETROIT	.283	115	428	75	121	196	25	1	16	54	0	4	5	35	83	5	3	.341	.458	3
MINOR LEAGUE TOTALS		.273	453	1807	220	493	784	80	26	53	314	1	18	14	117	357	34	16	.319	.434	22
MAJOR LEAGUE TOTALS		.269	248	892	124	240	389	51	4	30	121	0	7	10	75	182	12	4	.330	.436	13

TRANSACTIONS

- Selected by the Tigers in the third round of the June 2006 draft
- On disabled list, September 9-October 21, 2011 (right thumb surgery)

CAREER FIELDING

	G	TC	PO	A	E	DP	PCT
Outfield	219	435	406	16	13	3	.970

CAREER HIGHS

Hits: 5 - June 6, 2011 at Texas
Home Runs: 2 - June 6, 2011 at Texas
RBI: 5 - June 6, 2011 at Texas
Stolen Bases: 2 - September 12, 2010 vs. Baltimore
Hitting Streak: 10 (twice) - last, June 25-July 4, 2011

GRAND SLAMS (1)

April 30, 2010 vs. Los Angeles Angels of Anaheim (Joel Pineiro)

TWO HOME RUN GAMES (1)

June 6, 2011 at Texas



CHRIS BOOTCHECK

**NON-ROSTER
INVITEE**

Born: October 24, 1978
Birthplace: Michigan City, IN
Bats/Throws: R/R
Major League Service: 2.098
How Obtained: Signed by the Tigers as a minor league free agent on December 7, 2011
Opening Day Age: 33
Residence: Cumming, GA
Height/Weight: 6-5/210
Signed Through: 2012

RIGHTHANDED PITCHER - 68

SEASON HIGHLIGHTS

- Assigned to Triple A Durham after signing with Tampa Bay as a minor league free agent on February 14, **2011**.
- Sidelined April 13-May 1 with a concussion.
 - Finished 2-1 with a 3.11 ERA (37.2IP/13ER) and 29 strikeouts in six outings (five starts) during June.
 - Released by the Rays organization on July 2.

Appeared in 15 games with Yokohama in the Japanese Baseball League during the **2010** season.



2012 TIGERS

Selected to the International League's mid-season all-star squad as he spent the majority of the **2009** season with Triple A Indianapolis after signing with the Pittsburgh Pirates as a minor league free agent during the off-season.

- Third in the International League with 20 saves.
- Did not allow a run in 14 straight outings May 29-July 11, fanning 19 batters in 13.2 scoreless innings.
- Had his contract purchased by Pittsburgh from Indianapolis for the remainder of the season on August 7.

Sidelined to begin the **2008** season with the Los Angeles Angels of Anaheim with a left oblique strain.

- Appeared in three games with Single A Rancho Cucamonga during an injury rehabilitation assignment April 12-20.
- Made 10 appearances with the Angels before being sidelined June 9-July 3 with a right elbow strain.
- Joined Rancho Cucamonga for a second injury rehabilitation assignment June 28-July 3.
- Had his contract outrighted by the Angels to Triple A Salt Lake for the remainder of the season on July 3.
- Compiled a 1.10 ERA (23.1IP/5ER) in 12 outings with Salt Lake during August.

Made 51 appearances as he spent the entire **2007** season at the major league level with the Angels.

- Earned his first major league win on June 3 versus Baltimore with a scoreless inning of relief.
- Established a career high with four strikeouts on July 17 at Tampa Bay.
- Compiled a 2.04 ERA (17.2IP/4ER) in 10 appearances during August.

Spent the majority of the **2006** season with Salt Lake -- appeared in seven games during four stints with the Angels.

- Made four starts with Salt Lake before he was recalled by the Angels on May 1.
- Appeared in one game with the Angels before being sidelined May 3-22 with a left hamstring strain -- assigned to Salt Lake for an injury rehabilitation assignment May 15-22...optioned by the Angels to Salt Lake on May 22 after being reinstated from the disabled list that day.
- Recalled by the Angels from Salt Lake on July 21 -- made one appearance with the Angels before he was optioned back to Salt Lake on July 22.
- Compiled a 2-0 record and 1.20 ERA (15.0IP/2ER) in 10 outings during July with Salt Lake.
- Recalled by the Angels from Salt Lake on August 11 -- appeared in one game with the Angels before he was optioned back to Salt Lake on August 13.
- Recalled by the Angels from Salt Lake for the remainder of the season on September 1.

Started 20 games as he spent the majority of the **2005** season in Salt Lake's starting rotation -- saw action in five games during three separate stints with the Angels.

- Made one start with Salt Lake before he was recalled by the Angels on April 11 -- appeared in relief twice with the Angels before he was optioned back to Salt Lake on April 23.
- Joined the Angels for a second time after being recalled from Salt Lake on May 24 -- appeared in relief once with the Angels before he was optioned back to Salt Lake on May 31.
- Compiled a 3-0 record and 2.32 ERA (31.0IP/8ER) over a five-start stretch with Salt Lake July 14-August 19.
- Recalled by the Angels from Salt Lake on July 31 -- made two starts with the Angels before he was optioned back to Salt Lake for the remainder of the season on August 11.

Tied for fourth in the Pacific Coast League with 11 wins as he spent the entire **2004** season with Salt Lake.

- Tied for second in the Pacific Coast League with three complete games, while he tied for third with 28 games started.
- Finished 2-2 with a 3.24 ERA (41.2IP/15ER) in six starts during June.
- Tossed a five-hit shutout on August 24 versus Las Vegas -- tied for fifth in the Pacific Coast League with one shutout.

Spent the majority of the **2003** season with Salt Lake before he saw his first major league action with the Angels during September.

- Tied for second in the Pacific Coast League with three complete games, while he finished fourth with 171.1 innings pitched.
- Finished 3-0 with a 2.91 ERA (34.0IP/11ER) in five starts during July.
- Had his contract purchased by Anaheim from Salt Lake on September 5.
- Took the loss in his major league debut on September 9 at Oakland.
- Named the 19th-best prospect in the Angels organization following the season by *Baseball America*.

Second among all Angels minor leaguers with 12 wins as he split the **2002** season between Double A Arkansas and Salt Lake, while he finished fifth with 128 strikeouts.

- Assigned to Arkansas to begin the season -- tied for second in the Texas League with three complete games.
- Fanned a season-high 10 batters with Arkansas on May 12 at Tulsa.
- Had his contract transferred from Arkansas to Salt Lake for the remainder of the season on July 18.
- Posted a 3-3 record and 2.90 ERA (40.1IP/13ER) in six starts during August.



- Named the 10th-best prospect in the Angels organization following the season by *Baseball America*.

Split his first professional season between Rancho Cucamonga and Arkansas in **2001**, tying for third among all Angels minor leaguers with 11 wins.

- Assigned to Rancho Cucamonga to begin the season -- sidelined May 1-31 with a right shoulder strain.
- Compiled a six-game winning streak June 21-July 23.
- Tabbed the California League Pitcher of the Week for July 9-15 -- won both of his starts during the week, posting a 1.06 ERA (17.0IP/2ER) and 17 strikeouts.
- Fanned a season-best 10 batters on July 7 versus San Bernardino.
- Finished 4-0 with a 1.63 ERA (38.2IP/7ER) and 39 strikeouts in six starts with Rancho Cucamonga during July.
- Had his contract transferred from Rancho Cucamonga to Arkansas for the remainder of the season on July 31.
- Named the fourth-best prospect in the Angels organization and 10th-best prospect in the California League following the season by *Baseball America*.

Selected by Anaheim in the first round (20th overall pick) of the June **2000** draft, but he did not pitch after signing on September 12.

- Named the fifth-best prospect in the Angels organization following the season by *Baseball America*.

PERSONAL/MISCELLANEOUS

He, his wife Jina and daughter Marin (9/20/07) reside in Cumming, GA during the off-season.

- Selected by Tampa Bay in the 17th round of the June **1997** draft out of LaPorte High School in Indiana, but he did not sign.
- Finished 8-2 with a 4.94 ERA in 20 outings as a freshman at Auburn University in **1998**.
- Posted an 8-2 record, 5.57 ERA and 125 strikeouts in 22 outings as a sophomore at Auburn University in **1999**.
- Appeared in one game with Team USA during the summer of **1999**.
- Compiled an 8-2 record, 3.76 ERA and 101 strikeouts in 19 outings as a junior at Auburn University in **2000**.

CHRISTOPHER BRANDON BOOTCHECK'S CAREER RECORD

Year	Club	W-L	ERA	G	GS	CG	SHO	SV	IP	H	AB	R	ER	HR	HB	BB	SO	WP	BK	AVG
2001	Rancho Cucamonga	8-4	3.93	15	14	1	0	0	87.0	84	335	45	38	11	0	23	86	4	0	.251
	Arkansas	3-3	5.45	6	6	1	0	0	36.1	39	147	25	22	3	3	11	22	1	1	.265
2002	Arkansas	8-7	4.81	19	19	3	0	0	116.0	130	470	68	62	11	6	35	90	4	0	.277
	Salt Lake	4-3	3.88	9	9	1	1	0	58.0	64	226	29	25	5	2	16	38	1	0	.283
2003	Salt Lake	8-9	4.25	28	26	3	0	0	171.1	194	669	103	81	19	7	43	82	1	0	.290
	Anaheim	0-1	9.58	4	1	0	0	0	10.1	16	47	13	11	5	0	6	7	0	0	.340
2004	Salt Lake	11-9	5.12	28	28	3	1	0	163.1	202	660	109	93	22	6	60	105	7	0	.306
2005	Salt Lake	7-4	5.63	20	20	0	0	0	110.1	140	439	74	69	13	1	49	85	4	0	.319
	Los Angeles (AL)	0-1	3.38	5	2	0	0	1	18.2	19	74	7	7	1	0	4	8	1	0	.257
2006	Salt Lake	4-3	6.72	40	5	0	0	0	65.2	84	264	56	49	10	6	34	43	5	0	.318
	Los Angeles (AL)	0-1	10.45	7	0	0	0	0	10.1	16	44	12	12	3	0	9	7	1	0	.364
2007	Los Angeles (AL)	3-3	4.77	51	0	0	0	0	77.1	81	296	43	41	7	5	24	56	6	1	.274
2008	Rancho Cucamonga#	1-0	4.66	6	0	0	0	0	9.2	9	35	7	5	0	1	6	10	3	0	.257
	Salt Lake	0-0	2.86	19	0	0	0	1	28.1	29	116	12	9	2	1	17	34	4	0	.250
2009	Los Angeles (AL)	0-1	10.13	10	0	0	0	0	16.0	30	78	18	18	2	0	12	14	2	0	.385
	Indianapolis	3-2	3.38	40	0	0	0	20	42.2	40	161	16	16	1	1	7	55	0	0	.248
2010	Pittsburgh	0-0	11.05	13	0	0	0	0	14.2	16	56	18	18	1	1	9	13	0	0	.286
	Yokohama	1-0	4.62	15	2	0	0	0	25.1	38	—	16	13	5	1	7	25	0	0	—
2011	Durham	3-2	3.57	16	7	0	0	1	58.0	46	211	27	23	9	1	19	48	1	1	.218
MINOR LEAGUE TOTALS		60-46	4.68	246	134	12	2	23	946.2	1061	3733	571	492	106	35	320	698	35	2	.284
AL TOTALS		3-7	6.04	77	3	0	0	1	132.2	162	539	93	89	18	5	55	92	10	1	.301
NL TOTALS		0-0	11.05	13	0	0	0	0	14.2	16	56	18	18	1	1	9	13	0	0	.286
MAJOR LEAGUE TOTALS		3-7	6.54	90	3	0	0	1	147.1	178	595	111	107	19	6	64	105	10	1	.299
JAPAN TOTALS		1-0	4.62	15	2	0	0	0	25.1	38	—	16	13	5	1	7	25	0	0	—

TRANSACTIONS

- Selected by Tampa Bay in the 17th round of the June 1997 draft
- Selected by Anaheim in the first round (20th overall) of the June 2000 draft
- On disabled list, May 1-31, 2001 (right shoulder strain)
- On disabled list, May 3-22, 2006 (left hamstring strain)
- On disabled list, March 21-April 20, 2008 (left oblique strain)
- On disabled list, June 9-July 3, 2008 (right elbow strain)
- Signed by Pittsburgh as a minor league free agent on December 28, 2008
- Signed by Yokohama (Japan) as a free agent on December 1, 2009
- Signed by Tampa Bay as a minor league free agent on February 14, 2011
- On disabled list, April 13-May 1, 2011 (concussion)
- Signed by the Tigers as a minor league free agent on December 7, 2011



2012 TIGERS

MAJOR LEAGUE HITTING RECORD

	AVG	AB	R	H	2B	3B	HR	RBI	SH	SF	HBP	BB	SO
2011	---	---	---	---	---	---	---	---	---	---	---	---	---
Career	.000	2	0	0	0	0	0	0	0	0	0	0	2

CAREER FIELDING

	G	TC	PO	A	E	DP	PCT
Pitcher	90	26	6	18	2	3	.923

CAREER HIGHS

Longest Winning Streak: 1 (three times) - last, July 29, 2007

Longest Losing Streak: 1 (seven times) - last, June 8, 2008

Strikeouts: 4 - July 17, 2007 at Tampa Bay

Walks: 5 (six times) - last, August 8, 2009 vs. St. Louis

Innings (starter): 6.0 - July 31, 2005 at New York Yankees

Innings (relief): 4.0 (twice) - last, October 1, 2006 vs. Oakland

Low-Hit Game: 5 - July 31, 2005 at New York Yankees (6.0IP)



ROB BRANTLY

**NON-ROSTER
INVITEE**

Born: July 14, 1989
Birthplace: San Diego, CA
Bats/Throws: L/R
Major League Service: 0.000
How Obtained: Selected by the Tigers in the third round of the June 2010 draft

Opening Day Age: 22
Residence: Murrieta, CA
Height/Weight: 6-2/205
Signed Through: 2012

CATCHER - 71

SEASON HIGHLIGHTS

Selected to both the Midwest League's mid- and post-season all-star squads with West Michigan in **2011**.

- Batted .339 (20x59) with four doubles, a home run and 12 RBI in 15 games during April.
- Collected a season-best four hits on July 20 versus Kane County.
- Hit .345 (20x58) with five doubles, a home run and six RBI in 15 games with West Michigan during July -- had his contract transferred from West Michigan to Single A Lakeland for the remainder of the season on July 21.
- Named the seventh-best prospect in the Tigers organization following the season by *Baseball America*.
- Saw action in 15 games with Salt River in the Arizona Fall League following the season, batting .388 (19x49) with five doubles and seven RBI.

Made his professional debut with Single A West Michigan after being selected by the Tigers in the third round of the June **2010** draft.

- Batted .300 (12x40) over the course of a 12-game hitting streak July 6-19.
- Compiled a season-best 16-game hitting streak July 23-August 14, batting .355 (22x62).
- Saw action in three games with West Michigan during the Midwest League playoffs, hitting .385 (5x13).
- Named the 21st-best prospect in the Tigers organization following the season by *Baseball America*.

PERSONAL/MISCELLANEOUS

Resides in Murrieta, CA during the off-season.

- Selected by Washington in the 46th round of the June **2008** draft out of Chaparral High School in Arizona, but he did not sign.
- Hit .316 (48x152) with 25 runs scored, nine doubles, four home runs and 23 RBI in 42 games during his freshman season in **2009** at the University of California-Riverside.
- Saw action with La Crosse in the Northwoods League during the summer of **2009**, hitting .346 (65x188) with 29 runs scored, 14 doubles, six home runs and 34 RBI -- led the Northwoods League with a .346 batting average...named the top prospect in the Northwoods League by *Baseball America*.
- Earned All-Big West Conference honors as a sophomore at the University of California-Riverside in **2010** -- batted .373 (78x209) with 50 runs scored, 18 doubles, a triple, seven home runs and 39 RBI in 54 games.
- Recommended/signed by Steve Pack for the Tigers.



ROBERT JACOB BRANTLY'S CAREER RECORD

Year	Club	AVG	G	AB	R	H	TB	2B	3B	HR	RBI	SH	SF	HB	BB	SO	SB	CS	OBP	SLG	E
2010	West Michigan	.255	52	188	26	48	63	10	1	1	21	1	0	5	23	22	2	2	.352	.335	2
2011	West Michigan	.303	75	284	42	86	125	16	1	7	44	3	1	5	24	39	2	2	.366	.440	10
	Lakeland	.219	39	146	16	32	47	6	0	3	18	0	4	0	5	17	0	0	.239	.322	3
MINOR LEAGUE TOTALS		.269	166	618	84	166	235	32	2	11	83	4	5	10	52	78	4	4	.333	.380	15

TRANSACTIONS

- Selected by Washington in the 46th round of the June 2008 draft
- Selected by the Tigers in the third round of the June 2010 draft



MIGUEL CABRERA

Born: April 18, 1983
Birthplace: Maracay, VZ
Bats/Throws: R/R
Major League Service: 8 101
How Obtained: Acquired by the Tigers along with Dontrelle Willis from Florida, in exchange for Burke Badenhop, Eulogio De La Cruz, Cameron Maybin, Andrew Miller, Mike Rabelo and Dallas Trahern on December 5, 2007

Opening Day Age: 28
Residence: Maracay, VZ
Height/Weight: 6-4/240
Signed Through: 2015

FIRST BASEMAN/THIRD BASEMAN - 24

CAREER HIGHLIGHTS

The 2012 season will mark Cabrera's fifth season with the Tigers...marks the fourth year of a seven-year contract he agreed to terms on with the club on March 25, 2008.

- Four-time National League all-star selection with the Florida Marlins (2004-07)...two-time American League all-star selection with the Tigers (2010-11).
- Won two National League Silver Slugger Awards with the Marlins (2005-06)...won one American League Silver Slugger Award with the Tigers (2010).
- Earned American League Player of the Month honors in July of 2008.
- Selected American League Player of the Week four times during his career, while he has earned National League Player of the Week honors four times.
- Tabbed the National League Rookie of the Month with the Marlins in both July and September of 2003.
- Collected 100-or-more RBI in each of his last eight seasons (2004-11) -- is one of two major league players with 100-or-more RBI in each of the past eight seasons, joining Mark Teixeira (eight straight).
- Tops among all major league players with 325 doubles since the start of the 2004 season, while he is fourth with a .320 batting average and 922 RBI and eighth with 265 home runs.
- Led the American League with a .344 batting average for the Tigers in 2011 -- first Tigers player to lead the league in batting average since Magglio Ordonez did so with a .363 batting average in 2007...became the 10th different player in franchise history to lead the league in batting average...marked the 24th time overall a Tigers player has led the league in batting average.
- Led the American League with 126 RBI for the Tigers in 2010 -- first Tigers player to lead the league in RBI since Cecil Fielder did so with 124 RBI in 1992...became the eighth different player in franchise history to lead the league in RBI ...marked the 19th time overall a Tigers player has led the league in RBI.
- Led the American League with 37 home runs for the Tigers in 2008 -- first Tigers player to lead the league in home runs since Cecil Fielder tied for the lead with 44 home runs in 1991...became the seventh different player in franchise history to lead the league in home runs...marked the 10th time overall a Tigers player has led the league in home runs.
- Has led the American League in batting average (2011), home runs (2008) and RBI (2010) during his Tigers career -- joined Ty Cobb to become only the second player in Tigers history to lead the American League in all three categories.
- Played for Venezuela during the World Baseball Classic in 2006 and 2009.
- Selected to participate in the Futures Game held prior to Major League Baseball's All-Star Game in 2001 and 2002.

SEASON HIGHLIGHTS

Selected to the American League's all-star squad for the second time with the Tigers as he led the league with a .344 batting average during the **2011** season -- became the 10th Tigers player to lead the American League in hitting, the first since Magglio Ordonez did so with a .363 batting average during the 2007 season.

- Led the American League with 48 doubles and a .448 on-base percentage, while he finished second with 108 walks,



2012 TIGERS

- 22 intentional walks and a .586 slugging percentage, third with 335 total bases and 78 extra-base hits, fourth with 111 runs scored, fifth with 197 hits, tied for sixth with 105 RBI and tied for 10th with 30 home runs.
- Collected a career-high 108 walks, marking the first time in his career he has walked more than 100 times -- first Tigers player to draw 100-or-more walks during a single season since Tony Phillips and Mickey Tettleton both did so in 1993.
 - Finished the season with 111 runs scored, 105 RBI and 108 walks to become just the fifth player in Tigers history to reach a total of 100-or-more in all three categories during a single season -- joined Hank Greenberg (1937, 1938), Charlie Gehringer (1938), Rocky Colavito (1961) and Norm Cash (1961) in accomplishing the feat.
 - Finished with 30 home runs and 105 RBI, marking the fourth consecutive season he has posted both 30-or-more home runs and 100-or-more RBI for the Tigers -- first Tigers player with 30-or-more home runs and 100-or-more RBI in at least four straight seasons since Cecil Fielder accomplished the feat in four straight seasons with the club (1990-93).
 - Recorded 48 doubles during the season, marking the second straight season he has posted 40-or-more doubles for the Tigers -- is the first Tigers player with back-to-back seasons of 40-or-more doubles since Hank Greenberg did so for the club in 1939 and 1940.
 - Finished with 335 total bases for the Tigers, marking the fourth straight season he surpassed 300 total bases for the club -- became just the second player in franchise history to surpass 300 total bases in at least four straight seasons... Hank Greenberg is the other Tigers player to do so, accomplishing the feat in four straight seasons (1937-40).
 - His .448 on-base percentage marked the highest on-base percentage by a Tigers player since Norm Cash finished the 1961 season with a .487 on-base percentage -- his on-base percentage was the highest by a Tigers righthanded hitter since Harry Heilmann posted a .475 on-base percentage in 1927.
 - Second among all American League first basemen with 1,379 total chances, 1,263 putouts and 103 assists...led all league first basemen with 13 errors.
 - Won the Walter "Buck" Leonard Award from the Negro League Baseball Museum as the American League's batting champion.
 - Tabbed the second-best hitter and rated as possessing the second-best strike-zone judgement in the American League by *Baseball America*, while he and Texas' Josh Hamilton were tied for having the second-best power in the league according to the publication.
 - Belted a season-high two home runs on April 3 at New York's Yankee Stadium -- equaled the high with two home runs on June 29 versus the New York Mets.
 - Collected the 300th double of his career on April 11 versus Texas -- according to STATS LLC, he became the first major league player since at least 1946 to reach 300 doubles prior to turning 28 years old.
 - Tabbed the Tigers Player of the Month for March/April after hitting .333 (32x96) with eight doubles, seven home runs and 19 RBI in 27 games -- scored 24 runs during that stretch to mark the most runs scored by a Tigers player prior to May 1 since at least 1946.
 - Posted a 12-game hitting streak May 18-30, batting .333 (15x45) with five doubles, three home runs and nine RBI.
 - Selected the Tigers Player of the Month for June after batting .376 (35x93) with four doubles, seven home runs and 19 RBI in 28 games -- led the American League with a .496 on-base percentage during the month, while he finished fourth with a .376 batting average, sixth with 35 hits and a .645 slugging percentage and tied for eighth with seven home runs.
 - Collected the 1,500th hit of his major league career on July 15 versus the Chicago White Sox, a single in the fifth inning off Gavin Floyd.
 - Recorded a season-high 17-game hitting streak August 2-20, batting .380 (27x71) with seven doubles, a home run and 13 RBI.
 - Hit .450 (18x40) with six doubles, three home runs and 11 RBI over the course of a 10-game hitting streak August 26-September 4.
 - Batted .390 (41x105) with 11 doubles, two home runs and 16 RBI in 27 games during August -- tied for the lead in the American League with 41 hits, while he tied for second with 11 doubles, finished third with a .390 batting average and fifth with a .454 on-base percentage.
 - Drove in a run in a season-high seven straight games September 1-7, totaling 11 RBI.
 - Tabbed the Tigers Player of the Month for September after hitting .429 (39x91) with 12 doubles, six home runs and 21 RBI in 26 games during the month -- led the American League with a .532 on-base percentage during the month, while he tied for the lead with a .429 batting average and 12 doubles, finished second with 39 hits, third with a .758 slugging percentage, tied for fifth with 21 RBI and tied for 10th with six home runs.
 - Batted .353 (152x431) versus righthanded pitchers -- tops among all American League players...hit .319 (45x141) with lefties on the mound.
 - Hit .311 (98x315) with 21 doubles, 18 home runs and 59 RBI in 92 games prior to the all-star break...batted .385 (99x257) with 27 doubles, 12 home runs and 46 RBI in 69 games following the all-star break.
 - Batted .388 (57x147) with runners in scoring position, second-best in the American League.
 - Finished with three hits, including a home run, and three RBI in Game Two of the American League Division Series on



October 2 at New York's Yankee Stadium -- became the fifth player in Tigers history to collect at least three hits, a home run and three RBI during a post-season game...joined Hank Greenberg (Game Five of 1940 World Series), Al Kaline (Game Six of 1968 World Series), Alan Trammell (Game One of 1984 American League Championship Series and Game Four of 1984 World Series) and Kirk Gibson (Game Five of 1984 World Series) in accomplishing the feat.

- Belted two home runs in Game Six of the American League Championship Series on October 15 at Texas to match the Tigers single-game post-season record for home runs -- marked the fifth time in franchise history a Tigers player has hit two home runs during a post-season game...he joined Alan Trammell (Game Four of 1984 World Series), Kirk Gibson (Game Five of 1984 World Series), Magglio Ordonez (Game Four of 2006 American League Championship Series) and Delmon Young (Game Five of 2011 American League Championship Series) in accomplishing the feat.
- Finished with seven RBI during the American League Championship Series, marking the most RBI collected by a Tigers player in American League Championship Series play.

Selected to the American League's all-star squad in his third season with the Tigers in **2010** as he led the league with 126 RBI -- first Tigers player to lead the league in RBI since Cecil Fielder did so with 124 RBI in 1992...tabbed the Tiger of the Year by Detroit's chapter of the BBWAA.

- Led the American League with a .420 on-base percentage and 32 intentional walks, while he finished second with a .328 batting average, .622 slugging percentage, 341 total bases, 84 extra-base hits and an RBI once every 4.3 at-bats, tied for second with 111 runs scored, finished third with 38 home runs and a home run every 14.4 at-bats, tied for fourth with 45 doubles, finished fifth with 89 walks and 10th with 180 hits.
- Earned his third Silver Slugger Award, his first as a first baseman.
- Joined Hank Greenberg as the only two players in Tigers history to finish with at least 45 doubles, 35 home runs and 120 RBI during a single season -- Greenberg accomplished the feat in 1935, 1937 and 1940.
- Selected to *Baseball America's* First-Team Major League all-star squad following the season.
- Named to *The Sporting News'* American League all-star squad following the season.
- Tabbed the best hitter in the American League by *Baseball America*, while he and Texas' Josh Hamilton were both rated as possessing the best power in the league by the publication.
- Collected a season-high four hits on April 8 at Kansas City -- equaled the high with four hits on May 30 versus Oakland.
- Selected the American League Player of the Week for April 5-11 after hitting .522 (12x23) with six runs scored, two home runs and eight RBI in six games.
- Posted a 12-game hitting streak April 30-May 13, batting .476 (20x42) with four doubles, three home runs and 11 RBI.
- Garnered Tigers Player of the Month honors for April after hitting .344 (33x96) with 11 doubles, five home runs and 25 RBI in 24 games -- led the American League with 25 RBI during April, while he tied for the lead with 11 doubles, tied for third with 33 hits and tied for seventh with a .344 batting average.
- Belted two home runs on May 5 at Minnesota -- connected for two home runs on July 19 versus Texas and August 18 at New York's Yankee Stadium.
- Established a career high as he matched a Tigers record with three home runs on May 28 versus Oakland -- marked the 21st time in franchise history a Tigers player has connected for three home runs in a game and the first time since Dmitri Young did so on April 4, 2005 versus Kansas City.
- Batted .344 (31x90) with five doubles, nine home runs and 23 RBI in 24 games during May to earn Tigers Player of the Month honors -- fourth in the American League with nine home runs during the month, while he tied for eighth with 23 RBI and tied for ninth with a .344 batting average.
- Compiled a 20-game hitting streak June 19-July 16 to establish a career best -- batted .397 (29x73) with eight doubles, a triple, three home runs and 19 RBI during the streak.
- Tied for seventh in the American League with six home runs during June -- hit .323 (32x99) with seven doubles and 20 RBI in 27 games during the month.
- Tabbed the American League Player of the Week for July 5-11 after hitting .435 (10x23) with three doubles, a triple, two home runs and eight RBI in six games.
- Earned Tigers Player of the Month honors for July after hitting .398 (35x88) with 12 doubles, a triple, six home runs and 23 RBI in 25 games -- tied for the lead in the American League with 12 doubles, while he tied for third with 35 hits, finished fourth with a .398 batting average, fifth with 23 RBI and tied for sixth with six home runs.
- Compiled a 13-game hitting streak August 18-31, batting .367 (18x49) with four doubles, five home runs and 11 RBI.
- Tied for sixth in the American League with seven home runs during August.
- Sidelined for the remainder of the season after suffering a high right ankle sprain on September 27 at Cleveland.
- Fourth in the American League with a .333 batting average (140x420) against righthanded pitchers...finished 10th in the league with a .313 batting average (40x128) versus lefthanded pitchers.
- Batted .342 (94x275) in 78 games at home, tied for second-best in the American League...hit .315 (86x273) in 72 games on the road, tied for sixth-best in the league.



2012 TIGERS

- Hit .322 (47x146) with runners in scoring position, 10th-best in the American League.
- Led all American League first basemen with 13 errors.

Tied for third in the American League in **2009** with a .324 batting average in his second season with the Tigers.

- Third in the American League with 334 total bases, while he finished fourth with 198 hits, tied for fifth with 57 multi-hit games, sixth with a .396 on-base percentage and .547 slugging percentage, tied for sixth with 34 home runs and tied for eighth with 103 RBI.
- Tabbed the third-best hitter in the American League by *Baseball America*.
- Hit safely in 11 of his first 12 games of the season April 6-19, batting .489 (23x47) with four home runs and 12 RBI.
- Collected 11 hits, three home runs and 10 RBI in his first five games of the season April 6-10 -- according to the Elias Sports Bureau, he and Toronto's Adam Lind became the fifth and sixth players since 1920 (when RBI became an official statistic) with at least 10 hits, three home runs and 10 RBI in the team's first five games of the season...Cabrera and Lind joined Bobby Doerr (1941), Lou Brock (1967), Kal Daniels (1988) and Larry Walker (1997) in accomplishing the feat.
- Compiled 17 hits and 12 RBI over his first nine games of the season April 6-15 -- according the Elias Sports Bureau, he became the third Tigers player since 1955 with at least 17 hits and 12 RBI in the club's first nine games...Cabrera joined Al Kaline (17 hits and 13 RBI in 1955) and Chris Shelton (19 hits and 14 RBI in 2006) in accomplishing the feat.
- Belted two home runs on April 8 at Toronto to match a career best.
- Connected for his second career grand slam on April 10 versus Texas -- equaled a career high with six RBI.
- Hit .377 (29x77) with two doubles, four home runs and 14 RBI in 21 games during April -- fourth in the American League with a .455 on-base percentage during the month, while he finished fifth with a .377 batting average and tied for ninth with 29 hits.
- Did not commit an error in 55 consecutive games at first base May 14-July 23.
- Collected a season-high four hits on May 25 at Kansas City -- equaled the high with four hits on July 29 at Texas, August 15 versus Kansas City and September 26 at Chicago's U.S. Cellular Field against the White Sox.
- Tabbed Tigers Player of the Month for May after hitting .340 (36x106) with nine doubles, six home runs and 23 RBI in 27 games -- ninth in the American League with a .340 batting average during the month, while he tied for ninth with nine doubles and 23 RBI.
- Posted eight multi-hit games over a 10-game stretch June 16-26 -- batted .436 (17x39) with three doubles, five home runs and eight RBI over the stretch.
- Established a career high with a 17-game hitting streak June 29-July 22 -- hit .324 (22x68) over the course of the streak.
- Hit .337 (33x98) with seven doubles, four home runs and 10 RBI in 24 games during July.
- Did not commit an error over his final 59 games at first base August 1-October 6.
- Posted an 11-game hitting streak August 15-26, batting .522 (24x46) with six doubles, four home runs and 15 RBI.
- Connected for his 200th career home run on August 23 at Oakland, a two-run shot in the eighth inning off Michael Wuertz -- became the fifth native of Venezuela to connect for 200 home runs in his career.
- Collected two doubles, a home run and five RBI on August 24 at the Los Angeles Angels of Anaheim -- according to the Elias Sports Bureau, it marked the first time in his career that he collected at least three extra-base hits and at least five RBI in the same game...he became the first Tigers player to accomplish the feat since Magglio Ordonez finished with a double, two home runs and six RBI on May 24, 2008 versus Minnesota.
- Batted .333 (15x45) with a double, two home runs and seven RBI over a 13-game stretch August 31-September 13.
- Earned Tigers Player of the Month honors for August after batting .343 (37x108) with eight doubles, seven home runs and 25 RBI in 28 games -- tied for fourth in the American League with 25 RBI during the month, while he tied for seventh with seven home runs.
- Batted .305 (32x105) with three doubles, six home runs and 19 RBI in 28 games during September -- tied for eighth in the American League with six home runs during the month.
- Hit .348 (102x293) with 19 home runs in 80 games at home -- fourth in the American League with a .348 batting average at home...batted .302 (98x318) with 15 home runs in 80 games on the road.
- Batted .321 (103x321) with 18 home runs in 85 games prior to the all-star break...hit .328 (95x290) with 16 home runs in 76 games following the all-star break.

Led the American League with 37 home runs during his first season with the Tigers in **2008** -- first Tigers player to lead the league in home runs since Cecil Fielder tied for the lead with 44 home runs in 1991...marked the most home runs hit by a Tigers player since Dean Palmer connected for 38 home runs in 1999...tabbed the Tiger of the Year by Detroit's chapter of the BBWAA.

- Tied for the American League lead with 331 total bases, while he finished third with 127 RBI, fifth with 75 extra-base hits, seventh with a .537 slugging percentage and tied for seventh with a home run once every 16.6 at-bats and an RBI once every 4.9 at-bats.



- According to STATS LLC, his 127 RBI marked the third-highest total by a Tigers player in his first season with the club, trailing Dale Alexander's 137 RBI in 1929 and Cecil Fielder's 132 RBI in 1990.
- Received the Josh Gibson Award from the Negro Leagues Baseball Museum for capturing the American League's home run title.
- Appeared at first base for the first time during his major league career on April 12 at Chicago's U.S. Cellular Field against the White Sox.
- Drove in a run in five straight games April 14-18, totaling 10 RBI -- matched the longest such streak of his career.
- Shared American League Player of the Week honors for April 14-20 with Boston's Manny Ramirez -- hit .429 (12x28) with four doubles, two home runs and 11 RBI in seven games during the week...he led the league with 11 RBI during the week, while he tied for second with 12 hits, finished third with a .786 slugging percentage, tied for fourth with four doubles, fifth with a .429 batting average and tied for fifth with two home runs.
- Compiled a 10-game hitting streak April 22-May 2, batting .297 (11x37) with three home runs and nine RBI.
- Belted his second career walk-off home run on June 12 versus the Chicago White Sox, a solo shot in the ninth inning off Octavio Dotel...drilled his third career walk-off home run on July 9 versus Cleveland, a two-run home run in the ninth inning off Jensen Lewis.
- Collected the 200th double of his career on June 17 at San Francisco.
- Matched a career best with two home runs on July 8 versus Cleveland -- collected a hit in all four of his at-bats that day to become the third player in Comerica Park history, according to the Elias Sports Bureau, to finish with a hit in all four of his at-bats and hit at least two home runs, joining Bobby Higginson (2000) and Dmitri Young (2005)...equaled the career high with two home runs on August 9 versus Oakland, August 22 at Kansas City and September 19 at Cleveland.
- Equaled career highs with five hits and six RBI on July 21 at Kansas City -- according to the Elias Sports Bureau, it marked the third time since 1951 a Tigers player has collected five hits and six RBI in the same game...he joined Willie Horton (April 17, 1971 versus Boston) and Craig Monroe (July 22, 2005 versus Minnesota) in accomplishing the feat.
- Earned American League Player of the Week honors for July 21-27 after hitting .464 (13x28) with three doubles and 13 RBI in six games during the week -- marked the second time he won the honor in 2008, becoming the first Tigers player to win the award multiple times in a season since Bobby Higginson in 2000.
- Tabbed both the American League Player of the Month and the Tigers Player of the Month for July -- hit .330 (35x106) with 15 runs scored, six doubles, eight home runs and 31 RBI in 25 games during the month...led the American League with 31 RBI during July, while he tied for third with eight home runs.
- Selected the Tigers Player of the Month for August after hitting .270 (30x111) with 14 runs scored, six doubles, a triple, 10 home runs and 25 RBI in 28 games -- led the American League with 10 home runs during the month, while he finished sixth with 25 RBI.
- Collected his 1,000th career hit on September 7 at Minnesota, a solo home run in the sixth inning off Glen Perkins -- according to STATS LLC, at 25 years, 142 days old, he became the fifth-youngest player since 1954 to collect 1,000 hits.
- Tied for second in the American League with eight home runs during September, while he tied for third with 23 RBI -- batted .313 (30x96) with 19 runs scored and five doubles in 26 games during the month.
- Hit .311 (47x151) against lefthanded pitchers...batted .286 (133x465) with righties on the mound.
- Batted .291 (88x302) in 80 games at Comerica Park -- established a Comerica Park single-season record with 19 home runs...hit .293 (92x314) in 80 games on the road.
- Batted .284 (99x348) with 16 home runs and 57 RBI in 92 games prior to the all-star break...hit .302 (81x268) with 21 home runs and 70 RBI in 68 games following the all-star break -- led the American League with 21 home runs and 70 RBI following the all-star break...his 70 RBI were the most by a Tigers player following the all-star break since Rocky Colavito collected 77 RBI in 1961.

Named to the National League's all-star squad for the fourth straight season with the Florida Marlins in **2007** as he tied for third in the league with 119 RBI, tied for fifth with 34 home runs and tied for eighth with a .320 batting average.

- Third in the league with 23 intentional walks, while he finished fifth with 332 total bases, tied for fifth with an RBI once every 4.9 at-bats, seventh with a home run once every 17.3 at-bats, tied for seventh with 56 multi-hit games, eighth with a .401 on-base percentage and .565 slugging percentage and tied for ninth with 188 hits.
- Established a career high with 34 home runs and 119 RBI -- his 34 home runs marked the second-highest single-season total in Marlins history (Gary Sheffield hit 42 home runs in 1996), while his 119 RBI marked the third-highest single-season total in Marlins history (Preston Wilson had 121 RBI in 2000 and Sheffield had 120 RBI in 1996).
- Tabbed the third-best hitter in the National League by *Baseball America*.
- Selected the National League Player of the Week for April 2-8 after hitting .500 (11x22) with seven runs scored, four doubles, two home runs and eight RBI in six games during the week...earned National League Player of the Week



2012 TIGERS

honors for a second time June 4-10 after he batted .476 (10x21) with six runs scored, a double, triple, three home runs and eight RBI in six games during the week.

- Established a career high with five hits on April 28 at Philadelphia.
- Hit .360 (31x86) with 18 runs scored, five doubles, seven home runs and 19 RBI in 23 games during April -- fourth in the league with a .663 slugging percentage during the month, while he tied for fourth with seven home runs, finished sixth with a .360 batting average, tied for seventh with 19 RBI and tied for ninth with a .429 on-base percentage.
- Equaled a career high with two home runs on June 16 at Kansas City -- matched the high with two home runs on July 15 versus Washington.
- Eighth in the National League with a .653 slugging percentage during June, while he tied for eighth with seven home runs and tied for 10th with 20 RBI -- hit .337 (33x98) in 26 games during the month.
- Established a career high with a 15-game hitting streak July 6-25, batting .415 (22x53) with 11 runs scored, five doubles, six home runs and 13 RBI.
- Batted .362 (34x94) with 16 runs scored, six doubles, eight home runs and 21 RBI in 26 games during July -- tied for third in the National League with eight home runs during the month, while he finished seventh with a .681 slugging percentage, tied for 10th with 34 hits and 12th with a .362 batting average.
- Collected his 500th career RBI on September 4 at Washington to become the third-youngest player in major league history at 24 years, 139 days old to reach 500 RBI -- only Mel Ott (23 years, 74 days) and Ted Williams (24 years, four days) were younger when they reached 500 RBI.
- Connected for his first career grand slam on September 15 at Colorado.
- Tied for sixth in the National League with 26 RBI during September -- batted .343 (35x102) in 27 games during the month, collecting four doubles and four home runs.
- Tied for fifth in the National League with a .364 batting average (43x118) versus lefthanded pitchers...batted .309 (145x470) with righties on the mound.
- Ninth in the league with a .336 batting average (98x292) in 79 games at home...batted .304 (90x296) in 78 games on the road.
- Hit .378 (59x156) with runners in scoring position, tops in the National League.
- Fourth among National League third basemen with 100 putouts and 266 assists...tied for second among league third basemen with 23 errors.
- Hit .375 (9x24) with two doubles and three RBI in seven games for Aragua in the Venezuelan Winter League following the season.

Established Marlins single-season records with a .339 batting average and 50 doubles as he was selected to the National League's all-star squad for the third straight season in 2006...tabbed the Marlins Most Valuable Player by the South Florida chapter of the BBWAA.

- Second in the National League with a .339 batting average and .430 on-base percentage, while he finished third with 50 doubles and 63 multi-hit games, fourth with 27 intentional walks, sixth with a .568 slugging percentage, seventh with 195 hits, tied for eighth with 78 extra-base hits, tied for ninth with 114 RBI and 10th with 327 total bases.
- Earned his second Silver Slugger Award, his first as a third baseman.
- Selected to *Baseball America's* First-Team Major League all-star squad following the season.
- Participated in the Home Run Derby at Major League Baseball's All-Star Game in Pittsburgh, finishing third with 15 home runs.
- Became just the fourth player in major league history to collect 50 doubles and 25 home runs in a season before his 24th birthday, joining Hank Greenberg in 1934 (63 doubles, 26 home runs), Alex Rodriguez in 1996 (54 doubles, 36 home runs) and Albert Pujols in 2003 (51 doubles, 43 home runs).
- Ninth in the National League with a .448 on-base percentage during April -- hit .321 (25x78) with 16 runs scored, seven doubles, a triple, four home runs and 13 RBI in 22 games during the month.
- Batted .378 (42x111) with 23 runs scored, 14 doubles, five home runs and 30 RBI in 29 games during May -- tied for the lead in the National League with 42 hits and 14 doubles during the month, while he was fourth with a .378 batting average and 30 RBI, seventh with a .441 on-base percentage, eighth with a .640 slugging percentage and tied for eighth with 23 runs scored.
- Equaled a career high with two home runs on August 16 at the Los Angeles Dodgers -- matched the high with two home runs on August 23 versus Washington.
- Shared National League Player of the Week honors with San Francisco's Noah Lowry for August 21-27 -- hit .409 (9x22) with eight runs scored, two doubles, a triple, three home runs and nine RBI in six games during the week.
- Connected for his 100th career home run on August 23 versus Washington, a solo shot off Chris Schroder in the third inning -- at 23 years, 127 days old, he became the sixth-youngest player in major league history to reach 100 career home runs...the five players to reach the plateau faster than Cabrera were Mel Ott (22 years, 132 days), Tony



Conigliaro (22 years, 197 days), Eddie Mathews (22 years, 292 days), Alex Rodriguez (23 years, 16 days) and Andruw Jones (23 years, 62 days).

- Batted .379 (39x103) with 18 runs scored, 11 doubles, seven home runs and 32 RBI in 27 games during August -- tied for the lead in the National League with 11 doubles, while he finished second with 32 RBI, fourth with a .379 batting average and .709 slugging percentage, tied for fourth with 39 hits, tied for sixth with seven home runs and eighth with a .434 on-base percentage.
- Hit .351 (34x97) in 26 games during September, scoring 18 runs and collecting six doubles, three home runs and 16 RBI -- eighth in the National League with a .453 on-base percentage during the month.
- Topped the National League with a .344 batting average (152x442) against righthanded pitchers...hit .321 (43x134) with lefties on the mound.
- Led the National League with a .323 batting average (96x297) in 78 games on the road...finished fourth in the league with a .355 batting average (99x279) in 80 games at home.
- Batted .334 (104x311) in 86 games before the all-star break...hit .343 (91x265) in 72 games following the all-star break.
- Hit .378 (56x148) with runners in scoring position, fourth-best in the National League.
- Third among National League third basemen with 114 putouts.
- Batted .375 (6x16) with three doubles, a home run and three RBI in five games for Aragua in the Venezuelan Winter League following the season...saw action for Aragua during the league's playoffs, hitting .329 (23x70) with three doubles, five home runs and 20 RBI in 19 games.

Finished third in the National League with a .323 batting average for the Marlins in **2005** as he earned his first Silver Slugger Award...named to the National League's all-star squad for the second straight season.

- Tied for the lead in the National League with 57 multi-hit games, while he finished second with 198 hits, third with 344 total bases, fourth with 116 RBI, tied for fourth with 78 extra-base hits, tied for fifth with 43 doubles, sixth with 106 runs scored, seventh with 613 at-bats and a .561 slugging percentage, tied for ninth with 33 home runs and an RBI once every 5.3 at-bats and tied for 10th with 12 intentional walks...finished 10th in the league with 125 strikeouts.
- Selected to *Baseball America's* First-Team Major League all-star squad following the season.
- Equaled a career high with two home runs on April 8 versus Washington -- matched the high with two home runs on June 23 at Atlanta and July 19 at Arizona.
- Tied for seventh in the National League with 29 hits during April, while he tied for eighth with 18 RBI -- hit .345 (29x84) with 15 runs scored, seven doubles and four home runs in 22 games during the month.
- Batted .365 (35x96) in 26 games during May, scoring 20 runs and collecting seven doubles, six home runs and 16 RBI -- seventh in the National League with a .365 batting average during the month, while he tied for eighth with 35 hits and tied for ninth with a .625 slugging percentage.
- Established a career high with six RBI on June 23 at Atlanta.
- Sixth in the National League with 36 hits during June, while he tied for sixth with 24 RBI -- hit .324 (36x111) with 18 runs scored, six doubles and six home runs in 27 games during the month.
- Shared National League Player of the Week honors with Aramis Ramirez of the Chicago Cubs for July 18-24 -- hit .522 (12x23) with nine runs scored, two doubles, five home runs and nine RBI in six games during the week.
- Batted .373 (38x102) with 10 doubles, seven home runs and 18 RBI in 26 games during July -- tied for second in the National League with 10 doubles during the month, while he tied for third with 38 hits, finished fourth with a .696 slugging percentage, sixth with a .373 batting average, tied for sixth with seven home runs, tied for eighth with 21 runs scored and 10th with a .430 on-base percentage.
- Connected for his 30th home run of the season on September 8 at Washington to become the youngest player in major league history at 22 years and 143 days old to hit 30 home runs in consecutive seasons -- eclipsed the previous mark held by Albert Pujols by 80 days.
- Tied for fifth in the National League with 22 RBI during September -- hit .283 (28x99) in 25 games during the month.
- Batted .329 (163x496) against righthanded pitchers, fourth-best in the National League...hit .299 (35x117) with lefties on the mound.
- Third in the National League with a .341 batting average (112x328) in 80 games on the road...hit .302 (86x285) in 78 games at home.
- Hit .333 (111x333) in 85 games prior to the all-star break...batted .311 (87x280) in 73 games following the all-star break.
- Batted .322 (59x183) with runners in scoring position.
- Third among all National League outfielders with 12 assists.

Tabbed the Marlins Most Valuable Player by the South Florida chapter of the BBWAA in **2004**...selected to the National League's all-star squad for the first time in his career.

- Finished fifth in the National League with 112 RBI, while he tied for fifth with 160 games played and finished 10th with 309 total bases...seventh in the league with 148 strikeouts.



2012 TIGERS

- Became the fifth-youngest player in major league history to collect at least 100 RBI during a single season -- Mel Ott (1929), Al Kaline (1955), Ted Williams (1939) and Alex Rodriguez (1996) are the only four players younger than Cabrera to accomplish the feat.
- Homered in four straight games April 10-14 to match a Marlins record -- became the third player in franchise history to accomplish the feat, joining Kurt Abbott (June 14-17, 1994) and Preston Wilson (May 10-13, 2000)...Hee Seop Choi became the fourth player in Marlins history to accomplish the feat, doing so April 26-30, 2004.
- Equalled a career high with two home runs on April 13 at Montreal.
- Tied for second in the National League with nine home runs and 22 RBI during April, while he tied for sixth with 20 runs scored -- batted .292 (26x89) in 23 games during the month.
- Hit .352 (32x91) with 12 runs scored, six doubles, three home runs and 21 RBI in 25 games during July -- finished 10th in the National League with a .433 on-base percentage during the month, while he tied for 11th with 21 RBI and finished 12th with a .352 batting average.
- Batted .337 (32x95) in 26 games during August, scoring 21 runs and collecting six doubles, five home runs and 15 RBI.
- Batted .302 (144x477) against righthanded pitchers...hit .262 (33x126) with lefties on the mound.
- Hit .303 (93x307) in 81 games on the road...batted .284 (84x296) in 79 games at home.
- Tied for third among all National League outfielders with 13 assists.
- Named to *Baseball America's* winter all-star squad following the season after hitting .398 (49x123) with 12 home runs and 42 RBI for Aragua in the Venezuelan Winter League.

Joined the Marlins for his first major league action after having his contract purchased from Double A Carolina on June 20, 2003...led all National League rookies with a .468 slugging percentage, while he finished second with 12 home runs and 62 RBI and tied for fourth with 36 extra-base hits.

- Batted .365 with 10 home runs and 59 RBI in 69 games with Carolina before having his contract purchased by the Marlins on June 20...was leading the Southern League with 97 hits, 29 doubles, 42 extra-base hits, 59 RBI and a .609 slugging percentage at the time of his promotion, while he was second with a .365 batting average.
- Tabbed the most exciting player, best batting prospect and best defensive third baseman and rated as possessing the best strike-zone judgement and best infield arm in the Southern League by *Baseball America*...named the top prospect in the Southern League following the season by *Baseball America*.
- Earned Southern League Player of the Week honors in back-to-back weeks, April 18-24 and April 25-May 1...in seven games April 18-24, he hit .517 (15x29) with seven runs scored, seven doubles, a triple and 11 RBI...in six games April 25-May 1, he batted .500 (12x24) with six runs scored, three doubles, two home runs and seven RBI.
- Posted a 15-game hitting streak April 22-May 8, batting .491 (28x57) with 14 runs scored, nine doubles, three home runs and 15 RBI.
- Made his major league debut on June 20 versus Tampa Bay -- belted a two-run, walk-off home run in the bottom of the 11th inning against Al Levine for his first major league hit...became just the third player since 1900 to hit a walk-off home run in his major league debut, joining California's Billy Parker (September 9, 1971 versus Milwaukee) and Cleveland's Josh Bard (August 23, 2002 versus Seattle)...according to David Vincent, Cabrera (20 years, 63 days old) became the sixth-youngest player to homer in his debut: Louisville's (American Association) Scott Stratton (18 years, 21 days on April 21, 1888), Whitey Lockman of the New York Giants (18 years, 345 days on July 5, 1945), Detroit's Denny McLain (19 years, 176 days on September 21, 1963), Cincinnati's Ted Tappe (19 years, 224 days on September 14, 1950) and Kansas City's Clint Hurdle (20 years, 50 days on September 18, 1977) were the five younger players.
- Established a career high with two home runs on July 1 versus Atlanta -- finished with four extra-base hits in the game to become the second Marlins player in franchise history to accomplish the feat, joining Gary Sheffield (April 10, 1994 at San Diego).
- Selected the National League Rookie of the Month for July after hitting .318 (27x85) with 16 runs scored, eight doubles, five home runs and 21 RBI in 24 games.
- Earned National League Rookie of the Month honors for a second time in September -- batted .308 (28x91) with 12 runs scored, nine doubles, three home runs and 20 RBI in 26 games during the month...tied for fourth in the National League with nine doubles during the month, while he tied for seventh with 20 RBI.
- Fared better against lefthanded pitchers, hitting .364 (20x55)...batted .247 (64x259) with righties on the mound.
- Hit .375 (36x96) with runners in scoring position.
- Collected four hits in Game Four of the National League Division Series on October 4 versus San Francisco -- matched a major league post-season record for hits in a single game by a rookie, joining Freddie Lindstrom of the New York Giants (Game Five of the 1924 World Series), Joe Garagiola of St. Louis (Game Four of the 1946 World Series), Chad Fonville of the Los Angeles Dodgers (Game Two of the 1995 National League Division Series) and Derek Jeter of the New York Yankees (Game One of the 1996 American League Championship Series).
- Belted his first career post-season home run in Game One of the National League Championship Series on October 7



at Chicago's Wrigley Field against the Cubs, a solo shot in the third inning off Carlos Zambrano -- at 20 years, 182 days old, he became the second-youngest player in major league history to homer during the post-season (Andruw Jones on October 17, 1996 in Game Seven of the National League Championship Series versus St. Louis at 19 years, 178 days old).

- Hit .327 with four home runs and 11 RBI in 15 games with Aragua in the Venezuelan Winter League following the season...saw action with Aragua during the league's playoffs, batting .288 with seven home runs and 15 RBI in 20 games...hit .333 (8x24) with three doubles, a triple and two RBI for Venezuela during the Caribbean Series.

Led the Florida State League with 43 doubles for Single A Jupiter during the **2002** season, while he finished third with 53 extra-base hits.

- Earned a spot on the World Team for the Futures Game held at Milwaukee's Miller Park prior to Major League Baseball's All-Star Game -- finished with two hits in the game.
- Appeared in both of Jupiter's games during the Florida State League playoffs, hitting .286 (2x7) with an RBI.
- Named the top prospect in the Marlins organization and fifth-best prospect in the Florida State League following the season by *Baseball America*.
- Named the top prospect in the Venezuelan Winter League following the season by *Baseball America* -- hit .329 (46x140) with 10 doubles, four home runs and 24 RBI for Aragua.

Selected to the Midwest League's post-season all-star squad for his efforts with Single A Kane County in **2001**.

- Earned a spot on the World Team for the Futures Game held at Seattle's SAFECO Field prior to Major League Baseball's All-Star Game -- finished with two hits in the game.
- Appeared in all five of Kane County's games during the Midwest League playoffs, batting .176 (3x17) with a double and an RBI.
- Named the second-best prospect in the Marlins organization and ninth-best prospect in the Midwest League following the season by *Baseball America*.
- Saw action with Aragua in the Venezuelan Winter League following the season, batting .300 (54x180) with 11 doubles, five home runs and 18 RBI.

Made his professional debut with the Gulf Coast League Marlins in **2000**, before earning a promotion to Single A Utica on August 29.

- Led the Gulf Coast League with 219 at-bats, while he tied for second with 57 games played and finished fifth with 38 runs scored.
- Topped all Gulf Coast League shortstops with a .950 fielding percentage, 90 putouts, 156 assists and 27 double plays.
- Saw action in the Gulf Coast League Marlins only playoff game, going hitless in seven at-bats.
- Named the third-best prospect in the Marlins organization and 20th-best prospect in the Gulf Coast League following the season by *Baseball America*.

Signed by the Marlins as a non-drafted free agent on July 2, **1999**.

PERSONAL/MISCELLANEOUS

He, his wife Rosangel, daughters Rosangel and Isabella and son Christopher reside in Maracay, VZ during the off-season.

- Donated \$90,000 to Project Medishare for Haiti, Inc., which provided medical relief to support those affected by the earthquake in Haiti in January of **2010**.
- Actively participates in Tigers Dreams Come True and the Detroit Tigers Autographed Memorabilia Donation Program, participates in Autographs for a Cause (donated funds to Fundacion Miguel Cabrera), participated in a Baseball Fantasy Camp for Kids, provided the seed money to launch Play Baseball Detroit, sponsored several Hispanic youths during the annual Fiesta Tigres! game, participated in a pre-game ceremony prior to the annual Fiesta Tigres! game, hosted "Keeping Kids in the Game" to raise over \$200,000 to benefit the Children's Hospital of Michigan Foundation, C.S. Mott Children's Hospital, Fundacion Miguel Cabrera and the Detroit Tigers Foundation, and participated in the Tigers Winter Caravan.

TIGERS REACH THREE MILLION MARK IN 2008

The Tigers welcomed 3,202,645 fans to Comerica Park during the 2008 season, marking the second time in club history the team surpassed the three million mark in attendance. The club surpassed the three million mark with 3,047,139 tickets sold during the 2007 season. Additionally, the 3,202,645 tickets sold in 2008 established a single-season franchise record.

Detroit sold out 27 of the club's home games at Comerica Park during the 2008 season.

Forty-one of Detroit's 81 home games at Comerica Park during the 2007 season were sellouts, including 14 straight home games June 29-August 4. The 14 straight sellouts established a Comerica Park record.



2012 TIGERS

JOSE MIGUEL CABRERA'S CAREER RECORD

Year	Club	AVG	G	AB	R	H	TB	2B	3B	HR	RBI	SH	SF	HB	BB	SO	SB	CS	OBP	SLG	E
2000	GCL Marlins	.260	57	219	38	57	77	10	2	2	22	0	2	6	23	46	1	0	.344	.352	13
	Utica	.250	8	32	3	8	10	2	0	0	6	0	0	0	2	6	0	0	.294	.313	4
2001	Kane County	.268	110	422	61	113	161	19	4	7	66	1	3	2	37	76	3	0	.328	.382	32
2002	Jupiter	.274	124	489	77	134	206	43	1	9	75	1	8	9	38	85	10	1	.333	.421	17
2003	Carolina	.365	69	266	46	97	162	29	3	10	59	0	4	2	31	49	9	4	.429	.609	15
	Florida	.268	87	314	39	84	147	21	3	12	62	4	1	2	25	84	0	2	.325	.468	4
2004	Florida	.294	160	603	101	177	309	31	1	33	112	0	8	6	68	148	5	2	.366	.512	9
2005	Florida	.323	158	613	106	198	344	43	2	33	116	0	6	2	64	125	1	0	.385	.561	7
2006	Florida	.339	158	576	112	195	327	50	2	26	114	0	4	10	86	108	9	6	.430	.568	17
2007	Florida	.320	157	588	91	188	332	38	2	34	119	1	7	5	79	127	2	1	.401	.565	23
2008	DETROIT	.292	160	616	85	180	331	36	2	37	127	0	9	3	56	126	1	0	.349	.537	14
2009	DETROIT	.324	160	611	96	198	334	34	0	34	103	0	1	5	68	107	6	2	.396	.547	7
2010	DETROIT	.328	150	548	111	180	341	45	1	38	126	0	8	3	89	95	3	3	.420	.622	13
2011	DETROIT	.344	161	572	111	197	335	48	0	30	105	0	5	3	108	89	2	1	.448	.586	13
MINOR LEAGUE TOTALS		.286	368	1428	225	409	616	103	10	28	228	2	17	19	131	262	23	5	.350	.431	81
NL TOTALS		.313	720	2694	449	842	1459	183	10	138	523	5	26	25	322	592	17	11	.388	.542	60
DETROIT TOTALS		.322	631	2347	403	755	1341	163	3	139	461	0	23	14	321	417	12	6	.403	.571	47
MAJOR LEAGUE TOTALS		.317	1351	5041	852	1597	2800	346	13	277	984	5	49	39	643	1009	29	17	.395	.555	107

TRANSACTIONS

- Signed by Florida as a non-drafted free agent on July 2, 1999
- On temporarily inactive list, July 7-11, 2001 (Participating in Futures Game)
- On temporarily inactive list, July 6-8, 2002 (Participating in Futures Game)
- Acquired by the Tigers along with Dontrelle Willis from Florida, in exchange for Burke Badenhop, Eulogio De La Cruz, Cameron Maybin, Andrew Miller, Mike Rabelo and Dallas Trahern on December 5, 2007
- On paternity list, August 25-26, 2011

ALL-STAR GAME RECORD

Year	League/Site	POS.	AVG	AB	R	H	TB	2B	3B	HR	RBI	SH	SF	HB	BB	SO	SB	CS	OBP	SLG	E
2004	NL/Houston	RF	.000	2	0	0	0	0	0	0	0	0	0	0	0	1	0	0	.000	.000	0
2005	NL/Detroit	LF	.000	2	0	0	0	0	0	0	1	0	0	0	0	0	0	0	.000	.000	0
2006	NL/Pittsburgh	3B	.000	0	0	0	0	0	0	0	0	0	0	0	0	0	0	0	.000	.000	0
2007	NL/San Francisco	PH	.000	1	0	0	0	0	0	0	0	0	0	0	0	1	0	0	.000	.000	0
2010	AL/Los Angeles	1B	.500	2	0	1	1	0	0	0	0	0	0	0	0	0	0	0	.500	.500	0
2011	AL/Arizona	1B	.000	1	0	0	0	0	0	0	0	0	0	0	0	0	0	0	.000	.000	0
ALL-STAR GAME TOTALS			.125	8	0	1	1	0	0	0	1	0	0	0	0	2	0	0	.125	.125	0

WORLD BASEBALL CLASSIC RECORD

Year	Club	AVG	G	AB	R	H	TB	2B	3B	HR	RBI	SH	SF	HB	BB	SO	SB	CS	OBP	SLG	E
2006	Venezuela	.211	6	19	3	4	11	1	0	2	5	0	0	2	4	6	0	0	.400	.579	2
2009	Venezuela	.281	8	32	5	9	19	4	0	2	4	0	0	0	1	6	0	0	.303	.594	1
WBC TOTALS		.255	14	51	8	13	30	5	0	4	9	0	0	2	5	12	0	0	.345	.588	3

DIVISION SERIES RECORD

Year	Club/Opp.	AVG	G	AB	R	H	TB	2B	3B	HR	RBI	SH	SF	HB	BB	SO	SB	CS	OBP	SLG	E
2003	FLA vs. SF	.286	4	14	1	4	6	2	0	0	3	1	0	0	1	6	0	0	.333	.429	1
2011	DET vs. NYY	.200	5	15	2	3	6	0	0	1	3	0	0	0	5	5	1	0	.400	.400	0
DIVISION SERIES TOTALS		.241	9	29	3	7	12	2	0	1	6	1	0	0	6	11	1	0	.371	.414	1

LEAGUE CHAMPIONSHIP SERIES RECORD

Year	Club/Opp.	AVG	G	AB	R	H	TB	2B	3B	HR	RBI	SH	SF	HB	BB	SO	SB	CS	OBP	SLG	E
2003	FLA vs. CHC	.333	7	30	9	10	19	0	0	3	6	0	0	1	2	6	0	0	.394	.633	0
2011	DET vs. TEX	.400	6	20	5	8	21	4	0	3	7	0	0	0	7	6	1	0	.556	1.050	0
LCS TOTALS		.360	13	50	14	18	40	4	0	6	13	0	0	1	9	12	1	0	.467	.800	0

WORLD SERIES RECORD

Year	Club/Opp.	AVG	G	AB	R	H	TB	2B	3B	HR	RBI	SH	SF	HB	BB	SO	SB	CS	OBP	SLG	E
2003	FLA vs. NYY	.167	6	24	1	4	7	0	0	1	3	0	0	0	1	7	0	0	.200	.292	1

CAREER FIELDING

	G	TC	PO	A	E	DP	PCT
First Base	596	5232	4813	377	42	494	.992
Third Base	387	977	268	661	48	77	.951
Outfield	347	596	549	30	17	5	.971



CAREER HIGHS

Hits: 5 (twice) - last, July 21, 2008 at Kansas City
Home Runs: 3 - May 28, 2010 vs. Oakland
RBI: 6 (three times) - last, April 10, 2009 at Texas
Stolen Bases: 1 (29 times) - last, September 2, 2011 vs. Chicago White Sox
Hitting Streak: 20 - June 19-July 16, 2010

GRAND SLAMS (2)

September 15, 2007 at Colorado (Juan Morillo) April 10, 2009 vs. Texas (Kris Benson)

THREE HOME RUN GAMES (1)

May 28, 2010 vs. Oakland

TWO HOME RUN GAMES (19)

July 1, 2003 vs. Atlanta	April 13, 2004 at Montreal	April 8, 2005 vs. Washington
June 23, 2005 at Atlanta	July 19, 2005 at Arizona	August 16, 2006 at Los Angeles Dodgers
August 23, 2006 vs. Washington	June 16, 2007 at Kansas City	July 15, 2007 vs. Washington
July 8, 2008 vs. Cleveland	August 9, 2008 vs. Oakland	August 22, 2008 at Kansas City
September 19, 2008 at Cleveland	April 8, 2009 at Toronto	May 5, 2010 at Minnesota
July 19, 2010 vs. Texas	August 18, 2010 at New York Yankees	April 3, 2011 at New York Yankees
June 29, 2011 vs. New York Mets		



CURT CASALI

**NON-ROSTER
INVITEE**

Born: November 9, 1988 **Opening Day Age:** 23
Birthplace: Walnut Creek, CA **Residence:** New Canaan, CT
Bats/Throws: R/R **Height/Weight:** 6-2/220
Major League Service: 0.000 **Signed Through:** 2012
How Obtained: Selected by the Tigers in the 10th round of the June 2011 draft

CATCHER - 82

2012 TIGERS

SEASON HIGHLIGHTS

Made his professional debut with Single A Connecticut after being selected by the Tigers in the 10th round of the June 2011 draft.

- Collected a season-high three hits on July 15 at Mahoning Valley and July 17 at Hudson Valley.
- Had his contract transferred from Connecticut to Single A West Michigan for the remainder of the season on July 21.

PERSONAL/MISCELLANEOUS

Resides in New Canaan, CT during the off-season.

- Hit .317 (20x63) with two doubles, two home runs and 13 RBI in 28 games during his freshman season at Vanderbilt University in 2008.
- Saw action with Hyannis in the Cape Cod League during the summer of 2008.
- Batted .336 (79x235) with 16 doubles, 10 home runs and 59 RBI in 64 games during his sophomore season at Vanderbilt University in 2009.
- Saw action in 52 games during his junior season at Vanderbilt University in 2010, batting .309 (54x175) with 13 doubles, eight home runs and 42 RBI.
- Hit .292 (7x24) with a home run and seven RBI with Cotuit in the Cape Cod League during the summer of 2010.
- Batted .303 (72x238) with 20 doubles, seven home runs and 53 RBI during his senior season at Vanderbilt University in 2011.
- Recommended/signed by Harold Zonder for the Tigers.

CURTIS MICHAEL CASALI'S CAREER RECORD

Year	Club	AVG	G	AB	R	H	TB	2B	3B	HR	RBI	SH	SF	HB	BB	SO	SB	CS	OBP	SLG	E
2011	Connecticut	.278	10	36	7	10	15	2	0	1	2	0	0	2	6	5	0	0	.409	.417	0
	West Michigan	.227	25	75	10	17	30	7	0	2	14	2	1	1	13	9	0	0	.344	.400	1
MINOR LEAGUE TOTALS		.243	35	111	17	27	45	9	0	3	16	2	1	3	19	14	0	0	.366	.405	1

TRANSACTIONS

- Selected by the Tigers in the 10th round of the June 2011 draft



2012 TIGERS



NICK CASTELLANOS

NON-ROSTER
INVITEE

Born: March 4, 1992 **Opening Day Age:** 20
Birthplace: Davie, FL **Residence:** Davie, FL
Bats/Throws: R/R **Height/Weight:** 6-4/210
Major League Service: 0.000 **Signed Through:** 2012
How Obtained: Selected by the Tigers in the first round (44th overall) of the June 2010 draft

THIRD BASEMAN - 79

SEASON HIGHLIGHTS

Tabbed the Tigers Minor League Player of the Year after finishing fifth in the Midwest League with a .312 batting average with Single A West Michigan during the **2011** season...named West Michigan's Player of the Year.

- Selected to the Midwest League's post-season all-star squad.
- Topped the Midwest League with 158 hits, while he tied for the lead with 135 games played, tied for second with 36 doubles and finished third with 507 at-bats.
- Compiled a season-best 10-game hitting streak May 18-27, batting .368 (14x38) with five doubles and six RBI.
- Garnered Tigers Minor League Player of the Month honors for June after hitting .375 (36x96) with eight doubles, two home runs and 20 RBI in 24 games -- second in the Midwest League with a .375 batting average during the month.
- Belted a season-high two home runs on July 9 versus Bowling Green.
- Hit .397 (54x136) with runners in scoring position.
- Named the second-best prospect, the best hitter for average and best power hitter in the Tigers organization and the fourth-best prospect in the Midwest League following the season by *Baseball America*.

Made his professional debut with the Gulf Coast League Tigers after being selected by Detroit in the first round (44th overall pick) in the June **2010** draft.

- Tabbed the third-best pure hitter in the draft by *Baseball America*.
- Named the second-best prospect, best hitter for average and best power hitter and rated as possessing the best infield arm in the Tigers organization following the season by *Baseball America*.

PERSONAL/MISCELLANEOUS

Resides in Davie, FL during the off-season.

- Batted .485 (50x103) with 39 runs scored, nine doubles, three triples, nine home runs, 45 RBI and seven stolen bases during his junior season at Archbishop McCarthy High School in Florida in **2009**.
- Selected the Gatorade Player of the Year in Florida after hitting .542 (39x72) with 34 runs scored, eight doubles, three triples, six home runs, 41 RBI and 22 stolen bases during his senior season at Archbishop McCarthy High School in **2010**...tabbed a Second-Team High School All-American by *Baseball America*.
- Recommended/signed by Rolando Casanova for the Tigers.

NICHOLAS A. CASTELLANOS' CAREER RECORD

Year	Club	AVG	G	AB	R	H	TB	2B	3B	HR	RBI	SH	SF	HB	BB	SO	SB	CS	OBP	SLG	E
2010	GCL Tigers	.333	7	24	5	8	10	2	0	0	3	0	1	0	4	5	0	1	.414	.417	2
2011	West Michigan	.312	135	507	65	158	221	36	3	7	76	1	6	3	45	130	3	2	.367	.436	23
MINOR LEAGUE TOTALS		.313	142	531	70	166	231	38	3	7	79	1	7	3	49	135	3	3	.369	.435	25

TRANSACTIONS

- Selected by the Tigers in the first round (44th overall) of the June 2010 draft

THANKS A MILLION, TIGERS FANS

The Tigers have drawn over one million fans at home in each of the past 47 seasons, **the lone American League team to do so**. Only the Cardinals (48 years) and the Dodgers (66 years) have longer streaks. The Dodgers drew over one million fans in their last 13 seasons in Brooklyn, and all 53 years in Los Angeles. In addition, the Tigers topped the one hundred million mark in franchise history in 1994.



AUDY CIRIACO

NON-ROSTER
INVITEE

Born: June 16, 1987 **Opening Day Age:** 24
Birthplace: San Pedro de Macoris, DR **Residence:** San Pedro de Macoris, DR
Bats/Throws: R/R **Height/Weight:** 6-3/195
Major League Service: 0.000 **Signed Through:** 2012
How Obtained: Signed by the Tigers as a non-drafted free agent on February 16, 2005

SHORTSTOP - 65

SEASON HIGHLIGHTS

Spent the majority of the **2011** season with Double A Erie, hitting .277 in 101 games.

- Fourth in the Eastern League with eight triples.
- Drove in a season-high four runs on June 1 at Binghamton.
- Sidelined June 20-July 9 with a left oblique strain.
- Collected a season-best four hits on July 20 at Trenton.
- Compiled an 11-game hitting streak July 28-August 9, batting .413 (19x46) with five doubles, two triples, a home run and five RBI.
- Hit .337 (28x83) with four doubles, a three triples, a home run and 11 RBI in 21 games during July -- ninth in the Eastern League with a .337 batting average during the month.
- Batted .328 (21x64) with six doubles, two triples, a home run and 11 RBI in 17 games during August.
- Joined Triple A Toledo for the remainder of the season after his contract was transferred from Erie on August 20.
- Saw action in 34 games with Aguilas in the Dominican Winter League following the season, batting .310 (39x126) with four doubles, two triples, three home runs and 16 RBI.

Limited to 61 games with Erie and one game with Toledo during the **2010** season due to three separate stints on the disabled list.

- Assigned to Erie to begin the season -- sidelined April 8-20 with a left wrist contusion.
- Hit .329 (25x76) with four doubles, two triples, five home runs and 15 RBI during a 19-game stretch June 15-July 22.
- Sidelined June 25-July 8 with a left wrist contusion.
- Collected a season-high four hits on July 11 versus Akron.
- Batted .311 (19x61) with runners in scoring position for Erie.
- Had his option transferred from Erie to Toledo on July 26.
- Landed on the disabled list for the remainder of the season on July 28 with a left hand contusion.

Topped all Florida State League shortstops with 533 total chances, 161 putouts and 342 assists as he spent the majority of the **2009** season with Single A Lakeland...tabbed Lakeland's Player of the Year.

- Rated as possessing the best infield arm in the Florida State League by *Baseball America*.
- Collected a season-high two home runs and seven RBI on May 16 versus Brevard County.
- Finished 15th in the Florida State League with a .317 batting average (32x101) in 24 games during August.
- Batted .320 (31x97) against lefthanded pitchers with Lakeland...hit .246 (85x346) versus righties.
- Hit .303 (72x238) in 62 games following the all-star break...batted .215 (44x205) in 59 games prior to the all-star break.
- Had his contract transferred from Lakeland to Toledo on September 1.

Spent the entire **2008** season with Single A West Michigan, seeing action in 107 games.

- Led all Midwest League shortstops with 41 errors.
- Hit .304 (31x102) with six doubles, two home runs and 15 RBI in 25 games during June.
- Sidelined July 11-27 with a right quadriceps strain.
- Saw action in all three of West Michigan's games during the Midwest League playoffs, hitting .091 (1x11).

Saw action in 121 games with West Michigan during the **2007** season.

- Batted .192 (5x26) with a double, triple and an RBI in eight games during the Midwest League playoffs.
- Saw action in 10 games with Escogido in the Dominican Winter League following the season, hitting .304 (7x23) with seven runs scored, a triple and three RBI.



2012 TIGERS

Tied for fourth in the Gulf Coast League with 50 games played for the Gulf Coast League Tigers in **2006**.

- Led all Gulf Coast League shortstops with 31 double plays.
- Collected two hits, including a triple, and two RBI in the Gulf Coast League Tigers lone game during the Gulf Coast League playoffs.
- Named the 28th-best prospect in the Tigers organization following the season by *Baseball America*.

Made his professional debut with the Gulf Coast League Tigers after signing with Detroit as a non-drafted free agent on February 16, **2005**.

- Fourth in the Gulf Coast League with four triples.
- Named the 24th-best prospect in the Tigers organization following the season by *Baseball America*.

PERSONAL/MISCELLANEOUS

Resides in San Pedro de Macoris, DR during the off-season.

- Recommended/signed by Ramon Pena for the Tigers.

AUDY ALEXANDER CIRIACO'S CAREER RECORD

Year	Club	AVG	G	AB	R	H	TB	2B	3B	HR	RBI	SH	SF	HB	BB	SO	SB	CS	OBP	SLG	E
2005	GCL Tigers	.250	40	152	20	38	64	3	4	5	23	0	1	1	10	46	5	1	.299	.421	17
2006	GCL Tigers	.217	50	175	26	38	59	7	1	4	19	1	1	1	9	30	9	1	.258	.337	15
2007	West Michigan	.224	121	434	42	97	135	18	4	4	39	4	3	1	18	78	8	3	.254	.311	24
2008	West Michigan	.240	107	417	47	100	143	12	5	7	50	5	4	2	16	68	12	6	.269	.343	41
2009	Lakeland	.262	121	443	55	116	176	17	5	11	59	1	3	3	20	89	15	4	.296	.397	30
	Toledo	.160	7	25	2	4	4	0	0	0	0	0	0	0	1	4	0	0	.192	.160	2
2010	Erie	.241	61	241	28	58	101	8	4	9	36	1	1	0	8	49	6	0	.264	.419	14
	Toledo	.000	1	3	0	0	0	0	0	0	0	0	0	0	0	0	0	0	.000	.000	0
2011	Erie	.277	101	390	56	108	162	23	8	5	55	1	3	5	10	64	5	6	.301	.415	14
	Toledo	.093	14	54	2	5	5	0	0	0	2	0	1	1	2	15	0	1	.138	.093	3
MINOR LEAGUE TOTALS		.242	623	2334	278	564	849	88	31	45	283	13	17	14	94	443	60	22	.273	.364	160

TRANSACTIONS

- Signed by the Tigers as a non-drafted free agent on February 16, 2005
- On disabled list, July 11-27, 2008 (right quadriceps strain)
- On disabled list, April 8-20, 2010 (left wrist contusion)
- On disabled list, June 25-July 8, 2010 (left wrist contusion)
- On disabled list, July 28-September 7, 2010 (left hand contusion)
- On disabled list, June 20-July 9, 2011 (left oblique strain)



PHIL COKE

Born: July 19, 1982
Birthplace: Sonora, CA
Bats/Throws: L/L
Major League Service: 3.028
How Obtained: Acquired by the Tigers along with Austin Jackson and Ian Kennedy from the New York Yankees, in exchange for Curtis Granderson on December 9, 2009

Opening Day Age: 29
Residence: Sonora, CA
Height/Weight: 6-1/210
Signed Through: 2012

LEFTHANDED PITCHER - 40

SEASON HIGHLIGHTS

Opened his second season with the Tigers in the club's starting rotation, making 14 starts before he returned to the bullpen for the remainder of the **2011** season.

- Finished with a 2-2 record and 3.71 ERA (34.0IP/14ER) in 34 relief appearances...posted a 1-7 record and 4.82 ERA (74.2IP/40ER) in 14 starts.
- Established a career high with seven strikeouts in his first start of the season on April 9 versus Kansas City.
- Registered his first career win as a starter on April 14 at Oakland -- did not allow a run as he established a career best with seven innings of work...matched the career high with seven innings of work on May 18 at Boston.
- Suffered the loss in a career-high six straight decisions April 19-June 29.
- Sidelined May 24-June 8 with a right foot bone bruise -- made one start with Triple A Toledo as part of an injury rehabilitation assignment on June 3 at Scranton/Wilkes-Barre.
- Compiled a 2.89 ERA (28.0IP/9ER) in five starts during May.



- Did not allow a run in 13 consecutive outings August 2-30, fanning 20 batters in 12.0 scoreless innings.
- Posted a 1.23 ERA (7.1IP/1ER) over an eight-outing stretch September 6-25.
- Compiled a 3.05 ERA (65.0IP/22ER) in 25 appearances (eight starts) on the road...recorded a 6.60 ERA (43.2IP/32ER) in 23 outings (six starts) at home.
- Finished 1-8 with a 4.88 ERA (79.1IP/43ER) in 19 outings (14 starts) prior to the all-star break...posted a 2-1 record and 3.38 ERA (29.1IP/11ER) in 29 appearances following the all-star break.
- Held lefthanded hitters to a .215 batting average (32x149)...righties batted .314 (86x274) against him.

In his first season with the Tigers in **2010**, he established career highs with seven wins, 74 appearances, 64.2 innings pitched and 53 strikeouts.

- Tied for third in the American League with 74 appearances -- became the 10th pitcher in Tigers history to appear in 70-or-more games during a single season.
- Tied for second among all American League relievers with seven wins -- marked the most wins by a Tigers reliever since Fernando Rodney also won seven games during the 2006 season.
- Established a career high with a five-game winning streak April 11-June 18.
- Matched a career best with three strikeouts on April 28 versus Minnesota.
- Finished 3-0 with a 1.93 ERA (14.0IP/3ER) in 13 appearances during April.
- Did not allow an earned run in 11 outings during June, compiling a 2-0 record as he surrendered just an unearned run in eight innings of work.
- Posted a 2.19 ERA (12.1IP/3ER) and 12 strikeouts in 15 outings during July.
- Made the first start of his major league career on October 3 at Baltimore -- did not figure in the decision after allowing two runs in 1.2 innings of work.
- Posted a 4-1 record and 3.25 ERA (36.0IP/13ER) in 38 games at home...went 3-4 with a 4.40 ERA (28.2IP/14ER) in 36 outings on the road.
- Compiled a 5-0 record and 2.48 ERA (36.1IP/10ER) in 42 outings prior to the all-star break...finished 2-5 with a 5.40 ERA (28.1IP/17ER) in 32 appearances following the all-star break.

Completed his first full season at the major league level during the **2009** season, appearing in 72 games for the New York Yankees -- marked the most appearances by an American League rookie since Minnesota's Jesse Crain appeared in 75 games in 2005 and the most by an American League rookie lefthanded pitcher since Chicago's Kelly Wunsch saw action in 83 games in 2000.

- Registered his first career major league save on May 18 versus Minnesota.
- Compiled a 0.71 ERA (12.2IP/1ER) and 14 strikeouts in 14 outings during June.
- Did not allow an earned run over 12 outings in September and October -- fanned eight batters as he surrendered one unearned run in 7.1 innings of relief.
- Limited lefthanded batters to a .195 batting average (24x123)...righties hit .227 (20x88) against him.

Saw action with Double A Trenton, Triple A Scranton/Wilkes-Barre and the Yankees during the **2008** season.

- Opened the season with Trenton -- named to the Eastern League's post-season all-star squad after he finished second in the league with a 2.51 ERA.
- Fanned a season-high 11 batters on May 2 versus Portland -- equaled the high with 11 strikeouts on July 14 versus Binghamton...added 10 strikeouts on June 24 versus Erie and July 19 at Portland.
- Tossed a four-hit shutout, fanning seven batters over five innings of work on May 7 at Erie in a rain-shortened game -- tied for second in the Eastern League with one shutout.
- Finished 4-0 with a 1.13 ERA (32.0IP/4ER) and 30 strikeouts in six starts during May -- tied for the lead in the Eastern League with four wins during the month, while he was fourth with a 1.13 ERA and tied for fifth with 30 strikeouts.
- Had his contract transferred to Scranton/Wilkes-Barre on June 3 -- made one start with the club before his contract was transferred back to Trenton on June 4.
- Finished 11th in the Eastern League with a 2.45 ERA (29.1IP/8ER) in five starts during June.
- Did not allow a run over his final five outings with Trenton July 14-30, tossing 18.0 scoreless innings.
- Topped the Eastern League with a 0.87 ERA (31.0IP/3ER) in seven outings (four starts) during July -- he tied for the league lead with 39 strikeouts during the month.
- Had his contract transferred to Scranton/Wilkes-Barre on August 1 -- surrendered one unearned run over an 11-outing stretch August 4-27, fanning 15 batters in 12.2 innings of relief.
- Had his contract purchased by the Yankees from Scranton/Wilkes-Barre on September 1 -- made his major league debut that day at Detroit, tossing a scoreless inning of relief.
- Did not allow a run in his first 10 appearances with the Yankees September 1-23, tossing 11.2 scoreless innings.
- Earned his first major league win on September 15 versus the Chicago White Sox -- worked a scoreless inning of relief.



2012 TIGERS

- Named the eighth-best prospect in the Yankees organization following the season by *Baseball America*.

Limited to 17 appearances with Single A Tampa during the **2007** season as he was sidelined for nearly two months early in the season with a left elbow strain.

- Compiled a five-game winning streak June 22-July 14.
- Fired a shutout on July 14 at St. Lucie to earn Florida State League Pitcher of the Week honors for July 9-15 -- tied for second in the league with one shutout.
- Finished 12th in the Florida State League with a 2.52 ERA (25.0IP/7ER) in four starts during July.

Combined for a 3.19 ERA in 27 appearances (20 starts) with Single A Charleston and Tampa during the **2006** season -- ninth among all Yankees minor leaguers with a 3.19 ERA.

- Assigned to Charleston to begin the season -- had his contract transferred to Tampa for the remainder of the season on April 29...finished eighth in the Florida State League with a 3.60 ERA for Tampa.
- Finished 15th in the Florida State League with a 2.68 ERA (37.0IP/11ER) in six starts during May.
- Sidelined July 29-August 14 with a right knee sprain.
- Tossed a complete game in his final start of the season on September 2 at Lakeland.

Spent the remainder of the **2005** season with Charleston after having his contract assigned there on April 30.

- Saw action as both a starter and reliever -- finished 5-10 with a 5.67 ERA (93.2IP/59ER) in 18 starts, while he was 3-1 with a 2.89 ERA (9.1IP/3ER) in six relief appearances.

Assigned to Single A Staten Island to begin the **2004** season.

- Made one start with Staten Island before being sidelined July 9-August 2 with left elbow inflammation.
- Assigned to the Gulf Coast League Yankees as part of an injury rehabilitation assignment on July 27 -- made two relief appearances during the injury rehabilitation assignment.
- Returned to action with Staten Island, making one relief appearance on August 3 before his contract was assigned to the Gulf Coast League Yankees on August 5.
- Had his contract transferred back to Staten Island on August 28.

Made his professional debut with the Gulf Coast League Yankees after signing with New York as a draft-and-follow selection on May 26, **2003**.

Selected by the Yankees in the 26th round of the June **2002** draft.

PERSONAL/MISCELLANEOUS

He and his wife Bobbie reside in Sonora, CA during the off-season.

- Selected by Florida in the 49th round of the June **2001** draft out of Sonora High School, but he did not sign.
- Attended San Joaquin Delta Junior College in California.
- Actively participates with Tigers Dreams Come True and the Detroit Tigers Autographed Memorabilia Donation Program, supports Gloves for Kids, participated in "Tip a Tiger," visited patients at Children's Hospital of Michigan, participated in Autographs for a Cause (donated funds to Campus Crime Stoppers), attended "Keeping Kids in the Game" and served as a spokesman for the Detroit Newspapers in Education program.

PHILLIP DOUGLAS COKE'S CAREER RECORD

Year	Club	W-L	ERA	G	GS	CG	SHO	SV	IP	H	AB	R	ER	HR	HB	BB	SO	WP	BK	AVG
2003	GCL Yankees	0-0	3.75	10	0	0	0	0	12.0	13	49	7	5	0	0	3	5	3	0	.265
2004	GCL Yankees	0-1	3.97	7	1	0	0	0	11.1	18	50	7	5	0	0	3	13	1	1	.360
	Staten Island	0-0	6.75	3	1	0	0	0	8.0	9	32	6	6	1	0	3	7	2	0	.281
2005	Charleston	8-11	5.42	24	18	0	0	0	103.0	122	416	67	62	11	2	34	68	5	1	.293
2006	Charleston	0-1	0.53	5	2	0	0	1	17.0	10	59	1	1	0	1	4	19	0	0	.169
	Tampa	5-7	3.60	22	18	1	0	0	110.0	101	423	52	44	6	2	35	88	6	0	.239
2007	Tampa	7-3	3.09	17	16	1	1	0	99.0	93	370	36	34	4	2	37	76	3	0	.251
2008	Trenton	9-4	2.51	23	20	1	1	0	118.1	105	440	39	33	7	0	39	115	1	0	.239
	Scranton/WB	2-2	4.67	14	1	0	0	0	17.1	19	70	11	9	0	0	5	22	1	0	.271
	New York (AL)	1-0	0.61	12	0	0	0	0	14.2	8	50	1	1	0	0	2	14	1	0	.160
2009	New York (AL)	4-3	4.50	72	0	0	0	2	60.0	44	211	34	30	10	1	20	49	7	0	.209
2010	DETROIT	7-5	3.76	74	1	0	0	2	64.2	67	244	29	27	2	4	26	53	3	0	.275
2011	Toledo#	0-0	5.06	1	0	0	0	0	5.1	8	23	3	3	0	0	2	6	0	0	.348
	DETROIT	3-9	4.47	48	14	0	0	1	108.2	118	423	64	54	5	4	40	69	4	0	.279
MINOR LEAGUE TOTALS		31-29	3.63	126	78	3	2	1	501.1	498	1932	229	202	29	7	165	419	22	2	.258
DETROIT TOTALS		10-14	4.21	122	15	0	0	3	173.1	185	667	93	81	7	8	66	122	7	0	.277
MAJOR LEAGUE TOTALS		15-17	4.06	206	15	0	0	5	248.0	237	928	128	112	17	9	88	185	15	0	.255



TRANSACTIONS

- Selected by Florida in the 49th round of the June 2001 draft
- Selected by the New York Yankees in the 26th round of the June 2002 draft
- On disabled list, July 9-August 2, 2004 (left elbow inflammation)
- On disabled list, July 29-August 14, 2006 (right knee sprain)
- On disabled list, April 10-June 6, 2007 (left elbow strain)
- Acquired by the Tigers along with Austin Jackson and Ian Kennedy from the New York Yankees, in exchange for Curtis Granderson on December 9, 2009
- On disabled list, May 24-June 8, 2011 (right foot bone bruise)

DIVISION SERIES RECORD

Year	Club/Opp.	W-L	ERA	G	GS	CG	SHO	SV	IP	H	AB	R	ER	HR	HB	BB	SO	WP	BK	AVG
2009	NYY vs. MIN	0-0	0.00	2	0	0	0	0	0.2	0	2	0	0	0	0	0	1	0	0	.000
2011	DET vs. NYY	0-0	27.00	1	0	0	0	0	1.0	3	6	3	3	0	0	1	1	0	0	.500
DIVISION SERIES TOTALS		0-0	16.20	3	0	0	0	0	1.2	3	8	3	3	0	0	1	2	0	0	.375

LEAGUE CHAMPIONSHIP SERIES RECORD

Year	Club/Opp.	W-L	ERA	G	GS	CG	SHO	SV	IP	H	AB	R	ER	HR	HB	BB	SO	WP	BK	AVG
2009	NYY vs. LAA	0-0	0.00	2	0	0	0	0	0.2	1	2	0	0	0	0	1	1	0	0	.500
2011	DET vs. TEX	0-0	2.70	4	0	0	0	1	3.1	3	13	1	1	0	0	1	2	0	0	.231
LCS TOTALS		0-0	2.25	6	0	0	0	1	4.0	4	15	1	1	0	0	2	3	0	0	.267

WORLD SERIES RECORD

Year	Club/Opp.	W-L	ERA	G	GS	CG	SHO	SV	IP	H	AB	R	ER	HR	HB	BB	SO	WP	BK	AVG
2009	NYY vs. PHI	0-0	13.50	2	0	0	0	0	1.1	3	6	2	2	2	0	0	1	0	0	.500

MAJOR LEAGUE HITTING RECORD

	AVG	AB	R	H	2B	3B	HR	RBI	SH	SF	HBP	BB	SO
2011	.000	2	0	0	0	0	0	0	0	0	0	0	2
Career	.000	3	0	0	0	0	0	0	0	0	0	0	3

CAREER FIELDING

	G	TC	PO	A	E	DP	PCT
Pitcher	206	47	9	33	5	3	.894

CAREER HIGHS

- Longest Winning Streak:** 5 - April 11-June 18, 2010
- Longest Losing Streak:** 6 - April 19-June 29, 2011
- Strikeouts:** 7 - April 9, 2011 vs. Kansas City
- Walks:** 7 - June 18, 2011 at Colorado
- Innings (starter):** 7.0 (twice) - last, May 18, 2011 at Boston
- Innings (relief):** 2.2 - September 13, 2008 vs. Tampa Bay
- Low-Hit Game:** 3 (three times) - last, May 18, 2011 at Boston (7.0IP)



CASEY CROSBY

Born: September 17, 1988
Birthplace: Kaneland, IL
Bats/Throws: R/L
Major League Service: 0.000
How Obtained: Selected by the Tigers in the fifth round of the June 2007 draft
Opening Day Age: 23
Residence: Sycamore, IL
Height/Weight: 6-5/225
Signed Through: 2012

LEFTHANDED PITCHER - 45

SEASON HIGHLIGHTS

- Selected to the Eastern League's mid-season all-star squad as he spent the entire 2011 season with Double A Erie.
- Compiled a four-game winning streak May 23-June 27, posting a 2.31 ERA (35.0IP/9ER) and 29 strikeouts during the six-start stretch.
 - Posted a 2.48 ERA (29.0IP/8ER) in five starts during May.
 - Sidelined June 16-27 with a left rotator cuff strain.
 - Tied for third in the Eastern League with three wins during June.



2012 TIGERS

- Fanned a season-high eight batters on August 9 at New Hampshire -- equaled the high with eight strikeouts on September 3 at Bowie.
- Named the fourth-best prospect and rated as possessing the best curveball in the Tigers organization following the season by *Baseball America*.
- Saw action in 11 games with Salt River in the Arizona Fall League following the season, posting a 2-0 record, 1.32 ERA (13.2IP/2ER), one save and 13 strikeouts.

Spent the entire **2010** season on the disabled list due to left elbow inflammation.

- Made three starts with the Gulf Coast League Tigers during an injury rehabilitation assignment June 22-July 12.
- Named the sixth-best prospect in the Tigers organization following the season by *Baseball America*.

Named the Tigers Minor League Pitcher of the Year and Single A West Michigan's Pitcher of the Year in **2009**.

- Selected to both the Midwest League's mid- and post-season all-star squads.
- Earned *Baseball America* Low Single A all-star honors.
- Named the best pitching prospect and rated as possessing the best fastball in the Midwest League by *Baseball America*.
- Fanned a season-high nine batters on April 9 versus South Bend.
- Tabbed the Midwest League Pitcher of the Week for June 22-28 -- fanned six batters as he earned the win with five hitless innings on June 28 versus Great Lakes to earn the honor...selected the Midwest League Pitcher of the Week for a second time, earning the honor July 20-26 -- won both of his starts during the week, compiling a 0.90 ERA (10.0IP/1ER) and 15 strikeouts.
- Tied for third in the Midwest League with three wins during June.
- Finished 2-2 with 1.33 ERA (27.0IP/4ER) and 33 strikeouts in six starts during July -- fourth in the Midwest League with a 1.33 ERA during the month, while he finished fifth with 33 strikeouts.
- Named the second-best prospect and rated as possessing the best fastball in the Tigers organization following the season by *Baseball America*...named the sixth-best prospect in the Midwest League following the season by *Baseball America*.

Sidelined until August 14 during the **2008** season as he recovered from left elbow reconstruction surgery.

- Started three games with the Gulf Coast League Tigers as he made his professional debut.
- Named the fourth-best prospect in the Tigers organization following the season by *Baseball America*.

Selected by the Tigers in the fifth round of the June **2007** draft...did not pitch after signing with the club on August 14.

- Underwent left elbow reconstruction surgery on November 27, a procedure performed by Dr. James Andrews in Birmingham, AL.
- Named the 13th-best prospect in the Tigers organization following the season by *Baseball America*.

PERSONAL/MISCELLANEOUS

Resides in Sycamore, IL during the off-season.

- Compiled a 6-2 record, 0.88 ERA and 92 strikeouts as a senior at Kaneland High School in Illinois in **2007**.
- Participated in the Tigers Winter Caravan.
- Recommended/signed by Marty Miller for the Tigers.

CASEY W. CROSBY'S CAREER RECORD

Year	Club	W-L	ERA	G	GS	CG	SHO	SV	IP	H	AB	R	ER	HR	HB	BB	SO	WP	BK	AVG
2008	GCL Tigers	0-0	0.00	3	3	0	0	0	4.2	4	19	1	0	0	0	3	2	1	0	.211
2009	West Michigan	10-4	2.41	24	24	0	0	0	104.2	70	359	36	28	3	3	48	117	7	0	.195
2010	GCL Tigers#	0-1	8.76	3	3	0	0	0	12.1	21	55	15	12	1	0	4	10	3	0	.382
2011	Erie	9-7	4.10	25	25	0	0	0	131.2	122	483	68	60	11	5	77	121	7	0	.253
MINOR LEAGUE TOTALS		19-12	3.55	55	55	0	0	0	253.1	217	916	120	100	15	8	132	250	18	0	.237

TRANSACTIONS

- Selected by the Tigers in the fifth round of the June 2007 draft
- On disabled list, June 19-August 14, 2008 (left elbow reconstruction surgery recovery)
- On disabled list, September 2-9, 2009 (blister)
- On disabled list, April 8-September 8, 2010 (left elbow inflammation)
- On disabled list, June 16-27, 2011 (left rotator cuff strain)



ARGENIS DIAZ

NON-ROSTER
INVITEE

Born: February 12, 1987
Birthplace: Guatire, VZ
Bats/Throws: R/R
Major League Service: 0.068
How Obtained: Signed by the Tigers as a minor league free agent on December 15, 2010
Opening Day Age: 25
Residence: Guatire, VZ
Height/Weight: 6-0/190
Signed Through: 2012

SHORTSTOP - 70

SEASON HIGHLIGHTS

Spent the entire **2011** season with Triple A Toledo after signing with the Tigers organization as a minor league free agent during the off-season.

- Seventh in the International League with a .342 batting average (25x73) in 19 games during May.
- Hit .308 (16x52) in 15 games during June.
- Compiled a season-best nine-game hitting streak July 9-20, batting .432 (16x37).
- Collected a season-high four hits on August 11 versus Louisville.
- Saw action in 41 games with Magallanes in the Venezuelan Winter League following the season, hitting .252 (28x111) with five doubles, two triples and 14 RBI.

Assigned to Triple A Indianapolis by Pittsburgh to open the **2010** season before he saw his first major league action in two separate stints with the Pirates.

- Compiled a season-high eight-game hitting streak for Indianapolis April 18-May 3, batting .400 (12x30).
- Recalled by Pittsburgh from Indianapolis on April 21 -- made his major league debut that night versus Milwaukee as a pinch-hitter...optioned back to Indianapolis on April 23.
- Recalled by Pittsburgh from Indianapolis for the remainder of the season on July 31.
- Singled off Mitchell Boggs as a pinch-hitter on August 1 at St. Louis for his first major league hit.
- Not tendered a contract by the Pirates for the 2011 season on December 2.
- Saw action in 21 games with Magallanes in the Venezuelan Winter League following the season, hitting .186 (8x43).

Began the **2009** season with Double A Portland in the Boston Red Sox organization before he was assigned to Indianapolis after being acquired by Pittsburgh in a three-player deal on July 22.

- Compiled two season-high 10-game hitting streaks with Portland, doing so April 29-May 11 and May 24-June 5 -- hit .385 (15x39) during the streak April 29-May 11, while he batted .368 (14x38) over the streak May 24-June 5.
- Named the best defensive infielder and rated as possessing the best infield arm in the Pirates organization following the season by *Baseball America*.
- Saw action in 47 games with Magallanes in the Venezuelan Winter League following the season, batting .194 (24x124) with 16 runs scored, three doubles and five RBI.

Saw action with both Single A Lancaster and Portland during the **2008** season, combining to hit .284 (112x395) with 51 runs scored, 17 doubles, eight triples, two home runs and 52 RBI in 110 games.

- Hit .314 (22x70) in 21 games during May with Lancaster.
- Had his option transferred from Lancaster to Portland on July 16.
- Finished 10th in the Eastern League with a .330 batting average (29x88) in 25 games during August with Portland.
- Hitless in four at-bats in one game during the Eastern League playoffs.
- Named the 17th-best prospect and best defensive infielder in the Red Sox organization following the season by *Baseball America*.
- Batted .184 (7x38) in 22 games with Magallanes in the Venezuelan Winter League following the season.

Topped all South Atlantic League shortstops with a .952 fielding percentage with Single A Greenville in **2007**.

- Sidelined May 6-26 with a left shoulder strain.
- Compiled a season-high nine-game hitting streak June 14-26, batting .526 (20x38).
- Batted .320 (33x103) with 19 runs scored, eight doubles, a home run and 17 RBI in 24 games during June.
- Named the 12th-best prospect and best defensive infielder in the Red Sox organization following the season by *Baseball America*.

2012 TIGERS



2012 TIGERS

- Saw action in 32 games with Honolulu in the Hawaii Winter League following the season, batting .358 (38x106) with 17 runs scored, five doubles, two triples and 16 RBI -- second in the league with a .358 batting average...named the 13th-best prospect in the Hawaii Winter League following the season by *Baseball America*.

Spent the entire **2006** season with the Gulf Coast League Red Sox.

- Hit .344 (21x61) in 17 games during July.
- Batted .167 (2x12) in three games during the Gulf Coast League playoffs.
- Named the best defensive infielder in the Red Sox organization following the season by *Baseball America*.

Tied for fourth in the Venezuelan Summer League with 37 runs scored for the Venezuelan Summer League Red Sox during the **2005** season, while he finished fifth with 203 at-bats and 38 walks.

- Topped all Venezuelan Summer League shortstops with 299 total chances, 94 putouts, 180 assists, 25 errors and 43 double plays.
- Third in the Venezuelan Summer League with a .439 batting average (18x41) in 11 games during May.

Made his professional debut with the Venezuelan Summer League Red Sox during the **2004** season.

Signed by the Red Sox as a non-drafted free agent on July 22, **2003**.

PERSONAL/MISCELLANEOUS

Resides in Guatire, VZ during the off-season.

ARGENIS JOSE DIAZ'S CAREER RECORD

Year	Club	AVG	G	AB	R	H	TB	2B	3B	HR	RBI	SH	SF	HB	BB	SO	SB	CS	OBP	SLG	E
2004	VSL Red Sox	.236	50	165	28	39	51	12	0	0	22	4	4	6	20	29	7	2	.333	.309	16
2005	VSL Red Sox	.266	58	203	37	54	74	10	2	2	26	5	3	5	38	25	14	2	.390	.365	25
2006	GCL Red Sox	.263	37	133	16	35	39	2	1	0	11	2	0	1	6	23	3	1	.300	.293	8
2007	Greenville	.279	99	405	62	113	154	25	5	2	40	0	2	4	36	92	5	9	.342	.380	24
2008	Lancaster	.281	71	256	31	72	93	9	6	0	29	0	5	1	20	60	3	2	.330	.363	17
	Portland	.288	39	139	20	40	58	8	2	2	23	1	2	1	10	30	0	1	.336	.417	6
2009	Portland	.253	76	277	21	70	86	14	1	0	24	6	1	2	21	60	7	4	.309	.310	18
	Indianapolis	.233	43	146	14	34	35	1	0	0	8	4	0	0	8	27	1	1	.273	.240	6
2010	Indianapolis	.248	80	274	28	68	78	8	1	0	22	9	0	2	19	61	5	1	.302	.285	7
	Pittsburgh	.242	22	33	0	8	9	1	0	0	2	0	0	0	3	10	0	1	.306	.273	2
2011	Toledo	.279	98	340	45	95	116	17	2	0	25	5	3	1	41	61	3	5	.356	.341	17
MINOR LEAGUE TOTALS		.265	651	2338	302	620	784	106	20	6	230	36	20	23	219	468	48	28	.332	.335	144
MAJOR LEAGUE TOTALS		.242	22	33	0	8	9	1	0	0	2	0	0	0	3	10	0	1	.306	.273	2

TRANSACTIONS

- Signed by Boston as a non-drafted free agent on July 22, 2003
- On disabled list, May 6-26, 2007 (left shoulder strain)
- Acquired by Pittsburgh along with Hunter Strickland from Boston, in exchange for Adam LaRoche on July 22, 2009
- Signed by the Tigers as a minor league free agent on December 15, 2010

CAREER FIELDING

	G	TC	PO	A	E	DP	PCT
Shortstop	15	26	5	19	2	3	.923

CAREER HIGHS

Hits: 2 - August 19, 2010 vs. Florida

Home Runs: No major league home runs

RBI: 1 (twice) - last, September 30, 2010 at Florida

Stolen Bases: No major league stolen bases

Hitting Streak: 4 - August 1-14, 2010

OPENING DAY TRIFECTA

Dmitri Young belted three home runs for the Tigers on Opening Day at Comerica Park on April 4, 2005, matching the franchise's single-game record for home runs. Young became just the third major league player to homer three times on Opening Day, joining George Bell of the Toronto Blue Jays (1988) and Karl "Tuffy" Rhodes of the Chicago Cubs (1994).

Player	Date	Opponent
George Bell	April 4, 1988	at Kansas City
Karl "Tuffy" Rhodes	April 4, 1994	vs. New York Mets
Dmitri Young	April 4, 2005	vs. Kansas City



ANDY DIRKS

Born: January 24, 1986
Birthplace: Hutchinson, KS
Bats/Throws: L/L
Major League Service: 0.139
How Obtained: Selected by the Tigers in the eighth round of the June 2008 draft
Opening Day Age: 26
Residence: Burrton, KS
Height/Weight: 6-0/195
Signed Through: 2012

OUTFIELDER - 12

SEASON HIGHLIGHTS

Saw his first action at the major league level in **2011**, playing in 78 games during two separate stints with the Tigers.

- Assigned to Triple A Toledo to begin the season -- connected for a season-high two home runs with the Mud Hens on April 18 at Columbus...equaled the high with two home runs on April 23 versus Louisville.
- Tabbed the International League Player of the Week for April 25-May 1 -- batted .433 (13x30) with three doubles, a home run and five RBI in seven games during the week.
- Selected the Tigers Minor League Player of the Month for April after hitting .330 (30x91) with six doubles, a triple, six home runs and 15 RBI in 24 games.
- Had his contract purchased from Toledo by the Tigers on May 13 -- tied for second in the International League with 43 hits at the time of his promotion, while he was tied for third with 25 runs scored and 10 stolen bases and tied for seventh with a .328 batting average.
- Made his major league debut on May 16 versus Toronto, starting in left field -- collected his first major league hit, a single to left field in the fifth inning off Kyle Drabek.
- Belted his first major league home run on May 23 versus Tampa Bay, a solo shot off Jeremy Hellickson.
- Homered in three straight games June 28-30, becoming the first Tigers rookie to hit a home run in three straight games since Jeff Larish did so in May of 2009.
- Established a career high with four hits on August 12 at Baltimore.
- Optioned to Toledo by the Tigers on August 19 -- hit .308 (8x26) with two doubles, a home run and four RBI in seven games with the Mud Hens before he was recalled by the Tigers for the remainder of the season on September 1.
- Collected a career-high four RBI on September 4 versus the Chicago White Sox.
- Batted .323 (10x31) versus lefthanded pitchers...hit .239 (45x188) with righties on the mound.
- Hit .290 (18x62) with runners in scoring position.
- Saw action in 16 games with Este in the Dominican Winter League following the season, batting .262 (17x65) with four doubles, two triples and four RBI.

Combined to hit .296 (141x476) with 78 runs scored, 30 doubles, three triples, 15 home runs, 63 RBI and 22 stolen bases in 120 games between Double A Erie and Toledo during the **2010** season to earn Tigers Minor League Player of the Year honors...named Erie's Player of the Year.

- Assigned to Erie to begin the season -- selected to the Eastern League's mid-season all-star squad.
- Led all Eastern League outfielders with 16 assists, while he tied for the lead with five double plays.
- Collected a season-high four hits on June 4 at Bowie -- equaled the high with four hits on June 23 versus Trenton.
- Hit .333 (37x111) with six doubles, four home runs and 14 RBI in 27 games during June.
- Had his contract transferred from Erie to Toledo on August 3.
- Sidelined August 20-30 with a right hamstring strain.
- Named the 11th-best prospect and best defensive outfielder in the Tigers organization following the season by *Baseball America*.
- Saw action in 46 games with Este in the Dominican Winter League following the season, hitting .315 (52x165) with 27 runs scored, seven doubles, seven triples, five home runs, 26 RBI and 10 stolen bases -- led the league with seven triples, while he finished second with 88 total bases, tied for second with 52 hits, finished third with a .315 batting average and .533 slugging percentage, tied for third with 26 RBI, finished fourth with 27 runs scored and tied for fourth with 19 extra-base hits.

Assigned to Single A Lakeland to open the **2009** season before his contract was transferred to Erie for the remainder of the season on May 8.



2012 TIGERS

- Tabbed the Florida State League Player of the Week for May 4-10 after hitting .714 (10x14) with a double and seven RBI in four games.
- Compiled a season-best 11-game hitting streak May 26-June 6 with Erie, batting .432 (19x44).
- Finished 15th in the Eastern League with a .325 batting average (26x80) in 21 games during May.
- Collected a season-high four hits on August 14 at Connecticut.
- Sidelined August 18-27 with a left wrist sprain.

Made his professional debut with Single A West Michigan after being selected by the Tigers in the eighth round of the June 2008 draft.

- Sidelined June 24-September 3 with a right hand fracture.
- Saw action in 10 games with the Gulf Coast League Tigers during an injury rehabilitation assignment August 14-28.
- Collected a season-best four hits on August 20 at the Gulf Coast League Yankees.

PERSONAL/MISCELLANEOUS

Resides in Burrton, KS during the off-season.

- In 54 games during his freshman season at Hutchinson Community College in 2005, he hit .341 (57x167) with 35 runs scored, 11 doubles, three triples, two home runs, 26 RBI and 19 stolen bases.
- Batted .301 (50x166) with 30 runs scored, seven doubles, 12 RBI and 34 stolen bases with Fayetteville in the Coastal Plain League during the summer of 2005.
- Hit .415 (56x135) with 59 runs scored, 10 doubles, five triples, 11 home runs, 52 RBI and 30 stolen bases in 46 games as a sophomore at Hutchinson Community College in 2006.
- In 60 games with Brainerd in the Northwoods League during the summer of 2006, he batted .308 (74x240) with 56 runs scored, 13 doubles, four triples, two home runs, 18 RBI and 34 stolen bases.
- Batted .320 (80x250) with 51 runs scored, 11 doubles, three home runs, 31 RBI and 19 stolen bases in 64 games as a junior at Wichita State University in 2007 to earn All-Missouri Valley Conference honorable mention honors.
- Saw action with Brainerd in the Northwoods League during the summer of 2007 and he earned all-star honors after hitting .347 (70x202) with 48 runs scored, 13 doubles, seven triples, three home runs, 22 RBI and 29 stolen bases in 53 games...reached base in 52 consecutive games to establish a Northwoods League record.
- An All-Missouri Valley Conference selection as a senior at Wichita State University in 2008, he hit .388 (97x250) with 84 runs scored, 22 doubles, three triples, 11 home runs, 62 RBI and 26 stolen bases in 65 games...selected to the First-Team All-American Baseball Coaches Association Midwest All-Region Team and he was tabbed a Third-Team All-American by the American Baseball Coaches Association.
- Recommended/signed by Chris Wimmer for the Tigers.

ANDREW L. DIRKS' CAREER RECORD

Year	Club	AVG	G	AB	R	H	TB	2B	3B	HR	RBI	SH	SF	HB	BB	SO	SB	CS	OBP	SLG	E
2008	GCL Tigers#	.412	10	34	10	14	21	3	2	0	7	0	1	0	3	6	2	0	.447	.618	0
	West Michigan	.100	3	10	0	1	1	0	0	0	2	0	0	0	1	2	0	0	.182	.100	0
2009	Lakeland	.330	27	103	11	34	39	5	0	0	18	0	0	1	13	11	10	2	.410	.379	0
	Erie	.255	98	361	46	92	126	14	1	6	44	2	6	3	36	61	11	5	.323	.349	3
2010	Erie	.278	98	388	64	108	165	20	2	11	46	1	5	5	35	59	19	4	.342	.425	4
	Toledo	.375	22	88	14	33	57	10	1	4	17	0	1	1	3	12	3	0	.398	.648	1
2011	Toledo	.325	41	157	30	51	82	8	1	7	24	1	2	0	12	28	12	2	.368	.522	2
	DETROIT	.251	78	219	34	55	89	13	0	7	28	2	0	3	11	36	5	2	.296	.406	2
MINOR LEAGUE TOTALS		.292	299	1141	175	333	491	60	7	28	158	4	15	10	103	179	57	13	.351	.430	10
MAJOR LEAGUE TOTALS		.251	78	219	34	55	89	13	0	7	28	2	0	3	11	36	5	2	.296	.406	2

TRANSACTIONS

- Selected by the Tigers in the eighth round of the June 2008 draft
- On disabled list, June 24-September 3, 2008 (right hand fracture)
- On disabled list, August 18-27, 2009 (left wrist sprain)
- On disabled list, August 20-30, 2010 (right hamstring strain)

DIVISION SERIES RECORD

Year	Club/Opp.	AVG	G	AB	R	H	TB	2B	3B	HR	RBI	SH	SF	HB	BB	SO	SB	CS	OBP	SLG	E
2011	DET vs. NYY - did not play																				

LEAGUE CHAMPIONSHIP SERIES RECORD

Year	Club/Opp.	AVG	G	AB	R	H	TB	2B	3B	HR	RBI	SH	SF	HB	BB	SO	SB	CS	OBP	SLG	E
2011	DET vs. TEX	.200	2	5	1	1	1	0	0	0	0	0	0	0	0	1	1	0	.200	.200	0



CAREER FIELDING

	G	TC	PO	A	E	DP	PCT
Outfield	71	133	127	4	2	0	.985

CAREER HIGHS

Hits: 4 - August 12, 2011 at Baltimore

Home Runs: 1 (seven times) - last, September 4, 2011 vs. Chicago White Sox

RBI: 4 - September 4, 2011 vs. Chicago White Sox

Stolen Bases: 1 (five times) - last, September 13, 2011 at Chicago White Sox

Hitting Streak: 6 - July 6-17, 2011



OCTAVIO DOTEL

Born: November 25, 1973

Birthplace: Santo Domingo, DR

Bats/Throws: R/R

Major League Service: 12.113

How Obtained: Signed by the Tigers as a free agent on December 9, 2011

Opening Day Age: 38

Residence: Santo Domingo, DR

Height/Weight: 6-0/230

Signed Through: 2012

RIGHTHANDED PITCHER - 20

CAREER HIGHLIGHTS

The 2012 season will mark Dotel's first season with the Tigers.

- Selected National League Player of the Week once during his career.

SEASON HIGHLIGHTS

Began the **2011** season with the Toronto Blue Jays after signing as a free agent on January 5...finished the season with the St. Louis Cardinals after being acquired from Toronto in an eight-player deal on July 27.

- Sidelined March 22-April 8 with a left hamstring strain.
- Did not allow a run in 12 straight outings June 17-July 19, tossing 9.2 scoreless innings.
- Fanned a season-high five batters on September 1 at Milwaukee.
- Limited righthanded batters to a .154 batting average (19x123)...lefties hit .236 (17x72) against him.

Saw action with the Pittsburgh Pirates, Los Angeles Dodgers and Colorado Rockies during the **2010** season -- posted a 3-4 record, 4.08 ERA (64.0IP/29ER), 22 saves and 75 strikeouts in 68 outings between the three clubs.

- Began the season with Pittsburgh after signing as a free agent with the club on January 21.
- Compiled a 0.82 ERA (11.0IP/1ER), eight saves and 16 strikeouts in 11 outings during May.
- Acquired by Los Angeles from Pittsburgh in a three-player deal on July 31.
- Acquired by Colorado from Los Angeles in a two-player deal on September 18.
- Compiled a 3.10 ERA (29.0IP/10ER) in 32 outings following the all-star break...posted a 4.89 ERA (35.0IP/19ER) in 36 appearances prior to the all-star break.
- Limited righthanded batters to a .166 batting average (24x145)...lefties batted .301 (28x93) against him.

Completed his second season with the Chicago White Sox in **2009**, finishing eighth among all American League relievers with 10.83 strikeouts per nine innings and 10th with 75 strikeouts.

- Did not allow a run in his first 14 outings of the season April 7-May 16, tossing 12.1 scoreless innings.
- Posted a 1.86 ERA (9.2IP/2ER) in eight appearances during July.

Signed by the White Sox as a free agent on January 22, he tied for the lead among all American League relievers with 92 strikeouts during the **2008** season.

- Tied for eighth in the American League with 72 appearances.
- Second among all league relievers with 12.36 strikeouts per nine innings.
- Fanned a season-high five batters on May 8 versus Minnesota.
- Compiled a 1.93 ERA (14.0IP/3ER) and 24 strikeouts in 14 outings during May.
- Posted a 2.98 ERA (42.1IP/14ER) in 45 appearances prior to the all-star break...compiled a 5.11 ERA (24.2IP/14ER) in 27 outings following the all-star break.

Signed by the Kansas City Royals as a free agent during the off-season, he was sidelined March 30-May 22 with a left



2012 TIGERS

oblique strain to begin the **2007** season.

- Appeared in three games with Double A Wichita during an injury rehabilitation assignment May 15-22.
- Compiled a 0.93 ERA (9.2IP/1ER) over a 10-outing stretch May 25-June 18.
- Acquired by the Atlanta Braves from the Royals in a two-player deal on July 31.
- Sidelined August 8-September 20 with a right shoulder strain.

Signed by the New York Yankees as a free agent on January 4, **2006**, he was sidelined March 24-August 16 as he continued to recover from right elbow surgery.

- Assigned to Triple A Columbus for an injury rehabilitation assignment on June 13 -- appeared in three games before he was recalled from the injury rehabilitation assignment on June 18 due to right tricep tendinitis.
- Joined Single A Tampa to begin an injury rehabilitation assignment on July 15 -- his injury rehabilitation assignment was transferred to Double A Trenton on July 18 after one outing with Tampa, and it was then transferred after one appearance with Trenton to Single A Staten Island on July 20...his injury rehabilitation assignment was recalled on July 21 after he again suffered right tricep tendinitis.
- Sent to the Gulf Coast League Yankees to begin a third injury rehabilitation assignment on August 1 -- appeared in three games with the Gulf Coast League Yankees before his injury rehabilitation assignment was transferred to Tampa on August 7...appeared in one game with each Tampa, Trenton and Columbus before he was reinstated from the disabled list by the Yankees on August 16.

Limited to 15 outings with the Oakland Athletics during the **2005** season before landing on the disabled list for the remainder of the season on May 19 with a right elbow strain...underwent right elbow reconstruction surgery on June 6, a procedure performed by Dr. James Andrews in Birmingham, AL.

- Compiled a 1.42 ERA (12.2IP/2ER) over his first 11 outings of the season April 6-May 6.

Began the **2004** season with the Houston Astros before he was acquired by Oakland as part of a five-player, three-team deal on June 24...registered a career-high 36 saves between Houston and Oakland.

- Third among all major league relievers with 12.87 strikeouts per nine innings between Houston and Oakland, while he tied for third with 122 strikeouts.
- Fanned a season-high five batters on May 16 versus the New York Mets.
- Posted a 1.04 ERA (17.1IP/2ER) and 20 strikeouts over a 17-outing stretch August 10-September 16.
- Compiled a 2.97 ERA (39.1IP/13ER) in 36 appearances following the all-star break...posted a 4.30 ERA (46.0IP/22ER) in 41 outings prior to the all-star break.
- Limited righthanded batters to a .188 batting average (29x154)...lefties batted .245 (39x159) against him.

Finished 10th among all National League relievers with a 2.48 ERA for Houston during the **2003** season.

- Fourth among all National League relievers with 87.0 innings pitched, a .172 batting average against and 5.48 hits per nine innings, while he tied for fourth with 97 strikeouts, finished 10th with 10.03 strikeouts per nine innings and tied for 10th with six wins.
- Posted a 1.02 ERA (17.2IP/2ER) and 23 strikeouts in 15 appearances during May.
- Did not allow a run over his final 12 outings of the season August 30-September 27, tossing 14.2 scoreless innings.
- Held lefthanded batters to a .152 batting average (20x132)...righties hit .186 (33x177) against him.

Appeared in a career-high 83 games with Houston during the **2002** season as he pitched exclusively in relief for the first time in his career -- second in the National League with 83 appearances.

- Led all National League relievers with 118 strikeouts, while he finished second with 97.1 innings pitched, a .173 batting average against and 5.36 hits per nine innings, third with 10.91 strikeouts per nine innings, fourth with a 1.85 ERA and tied for seventh with six wins.
- Posted a 0.58 ERA (46.2IP/3ER) and 57 strikeouts during a 40-outing stretch June 27-September 18.
- Compiled a 1.05 ERA (43.0IP/5ER) in 39 appearances following the all-star break...posted a 2.48 ERA (54.1IP/15ER) in 44 outings prior to the all-star break.

Completed his second season with Houston in **2001**, establishing a career high with 145 strikeouts.

- Opened the season in Houston's starting rotation, posting a 5.57 ERA (21.0IP/13ER) in four starts...compiled a 1.93 ERA (84.0IP/18ER) in 57 appearances in relief.
- Led all National League relievers with 128 strikeouts and 13.71 strikeouts per nine innings, while he finished fourth with a 1.93 ERA and 5.89 hits per nine innings, fifth with a .182 batting average against, sixth with 84.0 innings pitched and tied for sixth with six wins.
- Did not allow a run in 14 straight outings July 8-August 12, fanning 33 batters in 20.2 scoreless innings.
- Compiled a 1.77 ERA (40.2IP/8ER) in 30 appearances following the all-star break...posted a 3.22 ERA (64.1IP/23ER)



in 31 outings prior to the all-star break.

- Limited righthanded batters to a .178 batting average (38x213)...lefties batted .238 (41x172) against him.

Split time between the starting rotation and bullpen with Houston during the **2000** season after he was acquired during the off-season in a five-player deal with the New York Mets.

- Started 16 games and finished with 16 saves for the Astros to become the first National League pitcher and second pitcher in major league history to start at least 15 games and register at least 15 saves during a single season... Boston's Tim Wakefield started 17 games and finished with 15 saves during the 1999 season.
- Fanned 10 batters on April 18 at Los Angeles.
- Established a career high with 13 strikeouts on June 26 at Arizona.
- Registered the first save of his major league career on July 9 versus Kansas City.

Assigned to Triple A Norfolk to begin the **1999** season before he saw his first major league action with the Mets.

- Tabbed the International League Pitcher of the Week for May 24-30 -- went the distance in a win over Toledo in his lone start during the week on May 27, limiting the Mud Hens to one run as he fanned 17 batters.
- Recalled by the Mets from Norfolk on June 23 -- took the loss in his major league debut on June 26 at Atlanta.
- Earned his first major league win on July 1 at Florida.
- Compiled a career-best seven-game winning streak July 1-September 8.
- Optioned by the Mets to Norfolk on July 8 -- started one game with Norfolk before he was recalled by the Mets for the remainder of the season on July 19.
- Garnered National League Player of the Week honors for July 19-25 -- won both of his starts during the week, posting a 1.26 ERA (14.1IP/2ER) and 14 strikeouts.
- Fanned a season-high 10 batters for the Mets on August 6 versus Los Angeles.

Combined to post a 12-8 record, 2.84 ERA (167.2IP/53ER) and 200 strikeouts in 27 outings (26 starts) during the **1998** season between Double A Binghamton and Norfolk -- sixth among all minor league pitchers with 200 strikeouts.

- Rated as possessing the best fastball in the Eastern League by *Baseball America*.
- Tabbed the Eastern League Pitcher of the Week for May 11-17.
- Had his option transferred from Binghamton to Norfolk for the remainder of the season on June 10.
- Named the second-best prospect in the Mets organization, fifth-best prospect in the International League and eighth-best prospect in the Eastern League following the season by *Baseball America*.

Saw action with Single A St. Lucie and Binghamton during the **1997** season.

- Sidelined June 3-July 3 with a sore right shoulder -- assigned to the Gulf Coast League Mets during an injury rehabilitation assignment June 27-July 3.
- Named the seventh-best prospect in the Mets organization following the season by *Baseball America*.

Second among all South Atlantic League starters with 11.05 strikeouts per nine innings as he spent the entire **1996** season with Single A Capital City.

- Sidelined July 18-August 16 with a muscle strain.
- Named the 10th-best prospect in the Mets organization following the season by *Baseball America*.

Named to the Gulf Coast League's post-season all-star squad with the Gulf Coast League Mets in **1995**.

- Led the Gulf Coast League with 74.1 innings pitched and 86 strikeouts, while he tied for the lead with seven wins, tied for second with 12 games started and finished seventh with a 2.18 ERA.
- Had his contract transferred from the Gulf Coast League Mets to St. Lucie on August 26.

Completed his second season with the Dominican Summer League Mets in **1994**.

Made his professional debut with the Dominican Summer League Mets after signing with the New York as a non-drafted free agent on February 5, **1993**.

PERSONAL/MISCELLANEOUS

He and his wife Massiel reside in Santo Domingo, DR during the off-season.



2012 TIGERS

OCTAVIO EDUARDO DOTEI'S CAREER RECORD

Year	Club	W-L	ERA	G	GS	CG	SHO	SV	IP	H	AB	R	ER	HR	HB	BB	SO	WP	BK	AVG
1993	DSL Mets	6-2	4.10	15	11	0	0	0	59.1	46	209	30	27	1	6	38	48	6	3	.220
1994	DSL Mets	5-0	4.32	15	14	1	0	0	81.1	84	328	53	39	12	0	31	95	7	1	.256
1995	GCL Mets	7-4	2.18	13	12	2	0	0	74.1	48	270	23	18	0	5	17	86	9	0	.178
	St. Lucie	1-0	5.63	3	0	0	0	0	8.0	10	31	5	5	1	0	4	9	2	0	.323
1996	Capital City	11-3	3.59	22	19	0	0	0	115.1	89	419	49	46	7	7	49	142	12	4	.212
1997	GCL Mets#	0-0	0.96	3	2	0	0	1	9.1	9	36	1	1	0	1	2	7	0	2	.250
	St. Lucie	5-2	2.52	9	8	1	1	0	50.0	44	187	18	14	2	1	23	39	5	1	.235
	Binghamton	3-4	5.98	12	12	0	0	0	55.2	66	225	50	37	5	0	38	40	2	1	.293
1998	Binghamton	4-2	1.97	10	10	2	1	0	68.2	41	234	19	15	4	0	24	82	0	1	.175
	Norfolk	8-6	3.45	17	16	1	0	0	99.0	82	371	47	38	9	2	43	118	9	1	.221
1999	Norfolk	5-2	3.84	13	13	1	0	0	70.1	52	255	33	30	9	2	34	90	3	1	.204
	New York (NL)	8-3	5.38	19	14	0	0	0	85.1	69	305	52	51	12	6	49	85	3	2	.226
2000	Houston	3-7	5.40	50	16	0	0	16	125.0	127	480	80	75	26	7	61	142	6	0	.265
2001	Houston	7-5	2.66	61	4	0	0	2	105.0	79	385	35	31	5	2	47	145	4	0	.205
2002	Houston	6-4	1.85	83	0	0	0	6	97.1	58	335	21	20	7	4	27	118	2	0	.173
2003	Houston	6-4	2.48	76	0	0	0	4	87.0	53	309	25	24	9	3	31	97	2	0	.172
2004	Houston	0-4	3.12	32	0	0	0	14	34.2	27	127	15	12	4	1	15	50	3	1	.213
	Oakland	6-2	4.09	45	0	0	0	22	50.2	41	186	23	23	9	3	18	72	1	0	.220
2005	Oakland	1-2	3.52	15	0	0	0	7	15.1	10	54	6	6	2	0	11	16	1	0	.185
2006	GCL Yankees#	0-0	0.00	3	2	0	0	0	3.0	0	10	0	0	0	1	1	6	0	0	.000
	Staten Island#	0-0	0.00	1	0	0	0	0	1.0	2	4	0	0	0	0	0	1	0	0	.500
	Tampa#	0-0	0.00	2	1	0	0	0	2.0	1	7	0	0	0	0	0	2	1	0	.143
	Trenton#	0-0	0.00	2	0	0	0	0	2.0	1	6	0	0	0	0	0	3	0	0	.167
	Columbus#	0-0	3.38	5	0	0	0	0	5.1	6	21	2	2	1	1	0	8	0	0	.286
	New York (AL)	0-0	10.80	14	0	0	0	0	10.0	18	47	13	12	2	0	11	7	3	0	.383
2007	Wichita#	0-1	3.00	3	1	0	0	1	3.0	2	10	1	1	0	0	0	4	1	0	.200
	Kansas City	2-1	3.91	24	0	0	0	11	23.0	24	91	11	10	3	4	11	29	2	0	.264
	Atlanta	0-0	4.70	9	0	0	0	0	7.2	5	29	5	4	1	0	1	12	0	0	.172
2008	Chicago (AL)	4-4	3.76	72	0	0	0	1	67.0	52	250	34	28	12	5	29	92	4	0	.208
2009	Chicago (AL)	3-3	3.32	62	0	0	0	0	62.1	54	226	26	23	7	0	36	75	4	1	.239
2010	Pittsburgh	2-2	4.28	41	0	0	0	21	40.0	35	148	21	19	5	3	17	48	2	0	.236
	Los Angeles (NL)	1-1	3.38	19	0	0	0	1	18.2	11	66	7	7	3	0	11	21	3	0	.167
	Colorado	0-1	5.06	8	0	0	0	0	5.1	6	24	4	3	1	0	4	6	3	0	.250
2011	Toronto	2-1	3.68	36	0	0	0	1	29.1	20	107	13	12	5	2	12	30	0	0	.187
	St. Louis	3-3	3.28	29	0	0	0	2	24.0	16	88	10	9	1	0	5	32	1	0	.182
MINOR LEAGUE TOTALS		55-26	3.47	148	121	8	2	2	707.2	583	2623	331	273	51	26	304	780	57	15	.222
AL TOTALS		18-13	3.98	268	0	0	0	42	257.2	219	961	126	114	40	14	128	321	15	1	.228
NL TOTALS		36-34	3.64	427	34	0	0	66	630.2	486	2296	275	255	74	26	268	756	29	3	.212
MAJOR LEAGUE TOTALS		54-47	3.74	695	34	0	0	108	888.1	705	3257	401	369	114	40	396	1077	44	4	.216

TRANSACTIONS

- Signed by the New York Mets as a non-drafted free agent on February 5, 1993
- On disabled list, July 18-August 16, 1996 (muscle strain)
- On disabled list, June 3-July 3, 1997 (sore right shoulder)
- On disabled list, May 7-17, 1999 (blister on right thumb)
- Acquired by Houston along with Roger Cedeno and Kyle Kessel from the New York Mets, in exchange for Derek Bell and Mike Hampton on December 23, 1999
- Acquired by Oakland from Houston on June 24, 2004; Kansas City acquired Mark Teahen and Mike Wood from Oakland; Kansas City acquired John Buck and cash considerations from Houston; Houston acquired Carlos Beltran from Kansas City
- On disabled list, May 19-October 28, 2005 (right elbow strain)
- Signed by the New York Yankees as a free agent on January 4, 2006
- On disabled list, March 24-August 16, 2006 (right elbow surgery)
- Signed by Kansas City as a free agent on December 15, 2006
- On disabled list, March 30-May 22, 2007 (left oblique strain)
- Acquired by Atlanta from Kansas City, in exchange for Kyle Davies on July 31, 2007
- On disabled list, August 8-September 20, 2007 (right shoulder strain)
- Signed by the Chicago White Sox as a free agent on January 22, 2008
- Signed by Pittsburgh as a free agent on January 21, 2010
- Acquired by the Los Angeles Dodgers along with cash considerations from Pittsburgh, in exchange for Andrew Lambo and James McDonald on July 31, 2010
- Acquired by Colorado from the Los Angeles Dodgers, in exchange for a player to be named (Anthony Jackson on November 15, 2010) on September 18, 2010
- Signed by Toronto as a free agent on January 5, 2011
- On disabled list, March 22-April 8, 2011 (left hamstring strain)
- Acquired by St. Louis along with Edwin Jackson, Corey Patterson, Marc Rzepczynski and cash considerations from Toronto, in exchange for Trever Miller, Colby Rasmus, Brian Tallet and P.J. Walters on July 27, 2011
- Signed by the Tigers as a free agent on December 9, 2011



DIVISION SERIES RECORD

Year	Club/Opp.	W-L	ERA	G	GS	CG	SHO	SV	IP	H	AB	R	ER	HR	HB	BB	SO	WP	BK	AVG
1999	NYM vs. ARI	0-0	54.00	1	0	0	0	0	0.1	1	2	2	2	0	1	2	0	0	0	.500
2001	HOU vs. ATL	0-0	5.40	2	0	0	0	0	3.1	5	15	2	2	1	0	0	5	0	0	.333
2008	CWS vs. TB	0-0	13.50	4	0	0	0	0	1.1	2	6	2	2	0	0	0	3	1	0	.333
2011	STL vs. PHI	1-0	0.00	3	0	0	0	0	2.2	0	8	0	0	0	0	0	4	0	0	.000
DIVISION SERIES TOTALS		1-0	7.04	10	0	0	0	0	7.2	8	31	6	6	1	1	2	12	1	0	.258

LEAGUE CHAMPIONSHIP SERIES RECORD

Year	Club/Opp.	W-L	ERA	G	GS	CG	SHO	SV	IP	H	AB	R	ER	HR	HB	BB	SO	WP	BK	AVG
1999	NYM vs. ATL	1-0	3.00	1	0	0	0	0	3.0	4	12	1	1	0	0	2	5	0	0	.333
2011	STL vs. MIL	1-0	2.25	4	0	0	0	0	4.0	2	15	2	1	1	1	1	5	0	0	.133
LCS TOTALS		2-0	2.57	5	0	0	0	0	7.0	6	27	3	2	1	1	3	10	0	0	.222

WORLD SERIES RECORD

Year	Club/Opp.	W-L	ERA	G	GS	CG	SHO	SV	IP	H	AB	R	ER	HR	HB	BB	SO	WP	BK	AVG
2011	STL vs. TEX	0-1	4.91	5	0	0	0	0	3.2	3	13	2	2	0	0	1	5	1	0	.231

MAJOR LEAGUE HITTING RECORD

	AVG	AB	R	H	2B	3B	HR	RBI	SH	SF	HBP	BB	SO
2011	.000	2	0	0	0	0	0	0	0	0	0	0	1
Career	.065	77	3	5	0	0	0	1	9	0	1	5	44

CAREER FIELDING

	G	TC	PO	A	E	DP	PCT
Pitcher	695	123	42	72	9	5	.927

CAREER HIGHS

- Longest Winning Streak:** 7 - July 1-September 8, 1999
- Longest Losing Streak:** 4 - April 5-June 15, 2004
- Strikeouts:** 13 - June 26, 2000 at Arizona
- Walks:** 6 - May 29, 2000 at Colorado
- Innings (starter):** 8.0 - August 27, 1999 at Arizona
- Innings (relief):** 3.1 - May 23, 2001 vs. San Diego
- Low-Hit Game:** 1 (twice) - last, May 1, 2000 at Milwaukee (5.0IP)

10-OR-MORE STRIKEOUT GAMES (3)

August 6, 1999 vs. Los Angeles (10)

April 18, 2000 at Los Angeles (10)

June 26, 2000 at Arizona (13)



DARIN DOWNS

**NON-ROSTER
INVITEE**

Born: December 26, 1984
Birthplace: Southfield, MI
Bats/Throws: R/L
Major League Service: 0.000
How Obtained: Signed by the Tigers as a minor league free agent on November 14, 2011

Opening Day Age: 27
Residence: Lake Worth, FL
Height/Weight: 6-3/208
Signed Through: 2012

LEFTHANDED PITCHER - 75

SEASON HIGHLIGHTS

Split the **2011** season between Double A Jacksonville and Triple A New Orleans in the Florida Marlins organization after signing with the club as a minor league free agent during the off-season.

- Assigned to Jacksonville to begin the season -- posted a 3.09 ERA (23.1IP/8ER) in five outings (four starts) during April.
- Compiled a 0.92 ERA (19.2IP/2ER) over his final nine outings (one start) with Jacksonville June 16-July 17.
- Had his contract transferred from Jacksonville to New Orleans on July 19.
- Fanned a season-high eight batters on August 14 versus Reno.
- Started nine games with Aragua in the Venezuelan Winter League following the season, posting a 2-3 record and 3.35 ERA (40.1IP/15ER).

Compiled a 12-4 record, 2.95 ERA (88.1IP/29ER) and 102 strikeouts in 41 appearances (four starts) during the **2010**



2012 TIGERS

season between Double A Montgomery and Triple A Durham in the Tampa Bay Rays organization.

- Posted a season-best four-game winning streak with Montgomery April 20-May 12 -- equaled the high with a four-game winning streak with Durham July 29-August 11.
- Registered a 0.84 ERA (10.2IP/1ER) and 18 strikeouts over a seven-outing stretch May 29-June 18.
- Fanned a season-high seven batters on May 29 versus Tennessee.
- Had his contract transferred from Montgomery to Durham for the remainder of the season on June 22.
- Compiled a 1.15 ERA (15.2IP/2ER) and 16 strikeouts over a nine-outing stretch July 25-August 14.

Selected to the Florida State League's mid- and post-season all-star squads as he spent the majority of the **2009** season with Single A Charlotte.

- Led the Florida State League with a 2.00 ERA, while he finished fourth with 12 wins.
- Third among all league starters with 1.81 walks per nine innings, while he finished fourth with 10.83 baserunners per nine innings and fifth with 8.32 strikeouts per nine innings.
- Compiled a season-high five-game winning streak April 14-May 5 -- matched the high with a second five-game winning streak with Charlotte July 8-31.
- Went the distance to earn the win on April 19 at Palm Beach.
- Finished 4-0 with a 1.75 ERA (25.2IP/5ER) in four starts during April -- led the Florida State League with four wins during the month.
- Fanned a season-high 10 batters in back-to-back starts June 16 versus Lakeland and June 25 at Dunedin.
- Third in the Florida State League with 37 strikeouts during June -- posted a 2-1 record and 0.73 ERA (24.2IP/2ER) in four starts during the month.
- Posted a 5-1 record, 1.66 ERA (38.0IP/7ER) and 31 strikeouts in six starts during July -- led the Florida State League with five wins during the month, while he tied for fourth with 31 strikeouts.
- Had his contract transferred from Charlotte to Montgomery for the remainder of the season on August 6 -- started two games with Montgomery before landing on the disabled list for the remainder of the season on August 18 with a concussion.

Saw action with Single A Daytona and Double A Tennessee in the Chicago Cubs organization to begin the **2008** season before he was acquired by Tampa Bay for cash considerations on July 24.

- Assigned to Daytona to begin the season -- posted a 0.83 ERA (21.2IP/2ER) over a 12-outing stretch April 12-May 16.
- Had his contract transferred from Daytona to Tennessee on May 21.
- Joined Single A Vero Beach after being acquired by Tampa Bay on July 24.
- Struck out a season-high seven batters on August 14 versus Jupiter -- fanned seven batters on August 27 at Daytona to match the season best.

Fifth among all Florida State League relievers with 9.73 strikeouts per nine innings as he spent the entire **2007** season with Daytona.

- Compiled a 1.54 ERA (11.2IP/2ER) in seven appearances during May.
- Fanned a season-high five batters on July 6 versus St. Lucie -- matched the high with five strikeouts on July 20 versus Brevard County.
- Posted a 2.00 ERA (18.0IP/4ER) in 11 outings during August.

Spent the majority of the **2006** season with Single A Boise, tying for second on the club with four wins.

- Sideline July 14-25 with a right oblique strain.
- Had his contract transferred from Boise to the Arizona League Cubs on August 6 -- appeared in two games with the Arizona League Cubs before his contract was transferred back to Boise on August 11.
- Compiled a 2.79 ERA (9.2IP/3ER) in four outings with Boise during August.

Selected to the Northwest League's post-season all-star squad as he finished fourth among all league starters with 9.37 strikeouts per nine innings with Boise during the **2005** season.

- Assigned to Single A Peoria to begin the season -- made two starts with Peoria before he spent the remainder of the season with Boise.
- Tabbed the Northwest League Pitcher of the Week for June 20-26 -- won his only decision during the week, fanning 12 batters in 10.0 scoreless innings during his two outings (one start).
- Posted a 3-2 record, 2.54 ERA (28.1IP/8ER) and 26 strikeouts in six starts during July -- tied for second in the Northwest League with three wins during the month, while he finished eighth with a 2.54 ERA.

Spent the entire **2004** season with Boise, leading the club with 61 strikeouts.

- Compiled a 3-1 record and 3.32 ERA (21.2IP/8ER) in five starts during August.



Made his professional debut with the Arizona League Cubs after being selected by Chicago in the fifth round of the June 2003 draft.

- Named the 28th-best prospect in the Cubs organization following the season by *Baseball America*.

PERSONAL/MISCELLANEOUS

Resides in Lake Worth, FL during the off-season.

- Graduated from Santaluces High School in Florida in 2003.

DARIN DOWNS' CAREER RECORD

Year	Club	W-L	ERA	G	GS	CG	SHO	SV	IP	H	AB	R	ER	HR	HB	BB	SO	WP	BK	AVG
2003	AZL Cubs	0-2	6.57	13	11	0	0	0	38.1	48	151	30	28	2	3	17	32	5	0	.318
2004	Boise	5-3	4.95	14	13	0	0	0	60.0	55	204	36	33	5	2	35	61	2	0	.270
2005	Boise	5-4	3.50	14	13	0	0	0	61.2	61	235	30	24	5	4	22	63	6	0	.260
	Peoria	0-2	18.47	2	2	0	0	0	6.1	12	31	14	13	1	1	4	3	1	0	.387
2006	AZL Cubs	1-1	10.80	2	1	0	0	0	3.1	5	14	4	4	1	0	1	2	0	0	.357
	Boise	4-2	4.81	9	2	0	0	0	24.1	25	96	15	13	0	3	7	24	1	0	.260
2007	Daytona	3-7	4.11	34	2	0	0	2	61.1	61	239	39	28	10	1	17	65	5	0	.255
2008	Daytona	2-0	2.89	17	0	0	0	0	28.0	29	111	11	9	0	4	13	25	7	0	.261
	Tennessee	0-2	6.56	22	0	0	0	0	23.1	32	99	19	17	1	2	16	17	1	0	.323
	Vero Beach	0-3	6.00	10	1	0	0	0	21.0	24	87	15	14	1	0	9	24	2	0	.276
2009	Charlotte	12-4	2.00	20	19	1	0	0	121.2	117	462	35	27	11	4	23	111	4	0	.253
	Montgomery	0-2	4.76	2	2	0	0	0	11.1	13	44	6	6	1	0	4	9	0	0	.295
2010	Montgomery	6-2	1.69	18	3	0	0	0	48.0	40	173	16	9	2	1	15	57	1	1	.231
	Durham	6-2	4.46	23	1	0	0	0	40.1	44	159	21	20	4	4	17	45	5	0	.277
2011	Jacksonville	2-5	4.83	22	13	0	0	0	76.1	87	301	44	41	7	3	23	48	3	0	.289
	New Orleans	3-2	4.29	10	5	0	0	0	35.2	34	136	17	17	1	0	8	39	2	0	.250
MINOR LEAGUE TOTALS		49-43	4.13	232	88	1	0	2	661.0	687	2542	352	303	52	32	231	625	45	1	.270

TRANSACTIONS

- Selected by the Chicago Cubs in the fifth round of the June 2003 draft
- On disabled list, July 14-25, 2006 (right oblique strain)
- Acquired by Tampa Bay from the Chicago Cubs, in exchange for cash considerations on July 24, 2008
- On disabled list, August 18-September 8, 2009 (concussion)
- Signed by Florida as a minor league free agent on November 8, 2010
- Signed by the Tigers as a minor league free agent on November 14, 2011



PRINCE FIELDER

Born: May 9, 1984
Birthplace: Ontario, CA
Bats/Throws: L/R
Major League Service: 6.068
How Obtained: Signed by the Tigers as a free agent on January 27, 2012
Opening Day Age: 27
Residence: Windermere, FL
Height/Weight: 5-11/275
Signed Through: 2020

FIRST BASEMAN - 28

CAREER HIGHLIGHTS

The 2012 season will mark Fielder's first season with the Tigers...marks the first year of a nine-year contract he agreed to terms on with the club on January 27, 2012.

- Three-time National League all-star selection with the Milwaukee Brewers (2007, 2009, 2011).
- Won two National League Silver Slugger Awards with the Brewers (2007, 2011).
- Earned National League Player of the Month honors in May of 2007 and June of 2011.
- Selected National League Player of the Week four times during his career.
- Tabbed the National League Rookie of the Month with the Brewers in April of 2006.
- Selected to participate in the Futures Game held prior to Major League Baseball's All-Star Game in 2004.

SEASON HIGHLIGHTS

Garnered the second Silver Slugger Award of his career as he finished second in the National League with 38 home runs and 120 RBI for the Milwaukee Brewers during the 2011 season.

- Selected to the National League's all-star squad for the third time in his career, starting at first base for the second time

2012 TIGERS



2012 TIGERS

in his career -- belted a three-run home run off Texas' C.J. Wilson and he was selected the Most Valuable Player of the All-Star Game in Arizona.

- Led the National League with 162 games played, while he finished second with 107 walks and a .415 on-base percentage, third with 322 total bases and a .566 slugging percentage, tied for third with 75 extra-base hits, tied for seventh with 95 runs scored and tied for ninth with 36 doubles.
- Belted 38 home runs for Milwaukee, marking the fifth straight season he connected for 30-or-more home runs -- became the first player in Brewers franchise history to hit 30-or-more home runs in five straight seasons.
- Drew 107 walks during the season, the third consecutive season he walked 100-or-more times -- marked the first time a player in Brewers history drew 100-or-more walks in three straight seasons.
- Selected to *Baseball America's* First-Team Major League all-star squad following the season.
- Named to *The Sporting News's* National League all-star squad following the season.
- Rated as possessing the best power and the third-best strike-zone judgement in the National League by *Baseball America*.
- Tabbed the National League Player of the Week for April 4-10 after hitting .440 (11x25) with four doubles, two home runs and 11 RBI in seven games -- earned National League Player of the Week honors for a second time during the season, doing so June 6-12 after batting .500 (10x20) with two doubles, six home runs and 13 RBI in seven games.
- Second in the National League with 26 RBI during April -- hit .333 (32x96) with nine doubles, a triple and six home runs in 25 games during the month.
- Belted the 200th home run of his major league career on May 11 versus San Diego, a two-run home run off Tim Stauffer.
- Connected for two home runs on June 8 versus the New York Mets.
- Posted an 11-game hitting streak June 17-29, batting .371 (13x35) with two doubles, two home runs and 10 RBI.
- Selected the National League Player of the Month for June -- hit .337 (28x83) with four doubles, 10 home runs and 27 RBI in 27 games during the month...led the National League with 27 RBI during June, while he tied for the lead with 10 home runs.
- Compiled a 10-game hitting streak August 2-13, batting .447 (17x38) with four doubles, three home runs and 13 RBI.
- Third in the National League with 26 RBI during August.
- Collected a season-high four hits on September 2 at Houston.
- Recorded a season-high 12-game hitting streak September 6-19, batting .333 (14x42) with three doubles, three home runs and five RBI.
- Established a career high with three home runs on September 27 versus Pittsburgh -- collected a season-best five RBI.
- Batted .330 (29x88) with six doubles, nine home runs and 18 RBI in 25 games during September -- led the National League with nine home runs during the month.
- Hit .314 (49x156) with runners in scoring position.

Finished third in the National League with a .401 on-base percentage for the Brewers during the **2010** season.

- Topped the National League with 114 walks, while he tied for second with 161 games played and tied for sixth with 32 home runs...hit by a pitch 21 times, second most in the league.
- Third among all National League first basemen with a .997 fielding percentage.
- Belted a season-best two home runs on June 13 versus Texas -- equaled the high with two home runs on June 29 versus Houston and August 28 versus Pittsburgh.
- Led the National League with 10 home runs during June.
- Established a career high with five hits on August 2 at Chicago's Wrigley Field against the Cubs.
- Compiled a season-high 10-game hitting streak August 30-September 10, batting .361 (13x36) with four doubles, two home runs and six RBI.
- Hit .307 (31x101) with five doubles, four home runs and 23 RBI in 27 games during August.

Selected as the Brewers Most Valuable Player by Milwaukee's chapter of the BBWAA as he established a franchise record with 141 RBI during the **2009** season.

- Named to the National League's all-star squad for the second time during his career -- won the State Farm Home Run Derby, defeating Texas' Nelson Cruz.
- Led the National League with 162 games played, while he tied for the lead with 141 RBI, finished second with 46 home runs, 356 total bases and a .602 slugging percentage, third with 84 extra-base hits, fourth with 110 walks, fifth with a .412 on-base percentage and sixth with 103 runs scored.
- Selected to *Baseball America's* Second-Team Major League all-star squad following the season.
- Rated as possessing the second-best power in the National League by *Baseball America*.
- Belted a season-high two home runs on April 25 at Houston -- matched the high with two home runs on May 12 versus Florida, June 6 at Atlanta, August 13 versus San Diego and October 4 at St. Louis.
- Selected Milwaukee's Player of the Month for May after hitting .305 (29x95) with two doubles, nine home runs and 31



- RBI in 28 games -- led the National League with 31 RBI during the month, while he tied for fifth with nine home runs.
- Connected for the first grand slam of his career on June 15 at Cleveland -- established a career best with six RBI.
- Garnered Milwaukee's Player of the Month honors for the second straight month in June after batting .363 (37x102) with 12 doubles, eight home runs and 26 RBI in 27 games -- topped the National League with 12 doubles during the month, while he tied for third with eight home runs and 26 RBI and finished seventh with a .363 batting average.
- Named Milwaukee's Player of the Month for a third consecutive month in July -- hit .315 (29x92) with six doubles, five home runs and 17 RBI in 26 games during the month.
- Compiled a season-high 10-game hitting streak August 8-18, batting .405 (17x42) with two doubles, six home runs and 13 RBI.
- Tied for the lead in the National League with 11 home runs during August, while he finished second with 28 RBI.

Finished eighth in the National League with 34 home runs for the Brewers during the 2008 season.

- Tied for seventh in the National League with 159 games played.
- Connected for a season-best two home runs on April 23 versus Philadelphia -- equaled the high with two home runs on June 22 versus Baltimore, August 2 at Atlanta and September 16 at Chicago's Wrigley Field against the Cubs.
- Belted the second inside-the-park home run of his career on June 19 versus Toronto.
- Connected for the 100th home run of his career on July 19 at San Francisco, a solo shot off Osiris Matos.
- Posted a 12-game hitting streak July 28-August 9, batting .341 (15x44) with two doubles, six home runs and nine RBI.
- Equaled a career high with a 17-game hitting streak September 9-27 -- batted .409 (27x66) with eight doubles, six home runs and 19 RBI over the course of the hitting streak.
- Tabbed the National League Player of the Week for September 15-21 after hitting .462 (12x26) with six doubles, three home runs and 11 RBI in six games during the week.
- Selected Milwaukee's Player of the Month for September after batting .316 (30x95) with nine doubles, six home runs and 21 RBI in 25 games during the month.

Tabbed the Brewers Most Valuable Player by Milwaukee's chapter of the BBWAA after leading the National League with 50 home runs and a .618 slugging percentage during the 2007 season...earned his first Silver Slugger Award.

- Selected to the National League's all-star squad for the first time in his career, earning the start at first base -- became the first Milwaukee player voted into the starting lineup by the fans since Paul Molitor during the 1988 season.
- Third in the National League with 87 extra-base hits, while he tied for third with 119 RBI, finished fourth with 354 total bases, ninth with 90 walks and 10th with a .395 on-base percentage.
- Tabbed the National League's Outstanding Player as part of the Players Choice Balloting.
- Was the recipient of the Hank Aaron Award, given to the top offensive performer in each league.
- Selected to *Baseball America's* First-Team Major League all-star squad following the season.
- Named to *The Sporting News'* National League all-star squad following the season.
- Rated as possessing the best power in the National League by *Baseball America*.
- Established a franchise record with 50 home runs -- at 23 years and 139 days old, he became the youngest player in major league history to reach 50 home runs during a single season...Willie Mays previously held the record after belting his 50th home run at 24 years and 137 days old on September 20, 1955.
- Collected a season-high four hits on April 10 at Florida.
- Belted a season-best two home runs on April 23 at Chicago's Wrigley Field against the Cubs -- matched the high with two home runs on May 6 versus Pittsburgh, May 21 at Los Angeles' Dodger Stadium, July 7 at Washington and September 25 versus Washington.
- Tabbed the National League Player of the Week for April 30-May 6 after batting .440 (11x25) with a double, four home runs and 12 RBI in seven games during the week.
- Selected the National League Player of the Month for May after hitting .321 (34x106) with seven doubles, 13 home runs and 28 RBI -- led the National League with 13 home runs during the month, while he finished second with 28 RBI.
- Connected for the first inside-the-park home run of his career on June 17 at Minnesota.
- Established a career high with a 17-game hitting streak September 1-19 -- batted .383 (23x60) with a double, eight home runs and 15 RBI during the hitting streak.
- Tied for third in the National League with 11 home runs during September -- hit .333 (30x90) with three doubles and 22 RBI in 27 games during the month.

Selected the Brewers Newcomer of the Year by Milwaukee's chapter of the BBWAA as he topped all National League rookies with 28 home runs during the 2006 season...named to the TOPPS Rookie All-Star team.

- Established Brewers rookie records with 28 home runs and 81 RBI -- both records were broken during the 2007 season as Ryan Braun finished with 34 home runs and 97 RBI.
- Belted a season-high two home runs on April 29 at Chicago's Wrigley Field against the Cubs -- matched the best with



2012 TIGERS

two home runs on May 12 versus the New York Mets and June 26 at Chicago's Wrigley Field against the Cubs.

- Tabbed the National League Rookie of the Month for April after hitting .344 (33x96) with five doubles, five home runs and 16 RBI in 25 games during the month.

Third in the Pacific Coast League with a home run once every 13.50 at-bats with Triple A Nashville during the **2005** season, while he finished fifth with 28 home runs...saw his first major league action in two separate stints with the Brewers.

- Selected to *Baseball America's* Triple A all-star squad following the season.
- Named the best power prospect in the Pacific Coast League by *Baseball America*.
- Connected for a season-high two home runs with Nashville on May 23 at Portland -- matched the high with two home runs on May 29 versus New Orleans, June 12 at Iowa and August 6 at Colorado Springs.
- Tabbed the Pacific Coast League Player of the Week for May 23-29 after hitting .360 (9x25) with two doubles, seven home runs and 16 RBI in seven games during the week.
- Collected a season-best six RBI for Nashville on May 28 versus New Orleans -- equaled the best with six RBI on August 6 at Colorado Springs.
- Had his contract purchased by Milwaukee from Nashville on June 13 -- made his major league debut that evening at Tampa Bay, going hitless in four at-bats as the designated hitter.
- Collected his first major league hit on June 15 at Tampa Bay, a double off Hideo Nomo.
- Belted his first major league home run on June 25 versus Minnesota, a three-run shot off Jesse Crain.
- Optioned to Nashville by Milwaukee on July 4.
- Collected a season-high five hits for Nashville on August 6 at Colorado Springs.
- Batted .459 (28x61) with five doubles, seven home runs and 21 RBI in 16 games with Nashville during August before he was recalled by Milwaukee for the remainder of the season on August 18.
- Named the top prospect in the Brewers organization and the third-best prospect in the Pacific Coast League following the season by *Baseball America*.
- Saw action in six games with Peoria in the Arizona Fall League following the season.

Tabbed the Minor League Player of the Year by *USA Today* after spending the **2004** season with Double A Huntsville.

- Selected to the Southern League's mid-season all-star squad.
- Led the Southern League with 235 total bases, while he tied for third with 23 home runs and 53 extra-base hits, tied for fourth with 78 RBI, finished fifth with 497 at-bats and 65 walks and tied for fifth with 135 hits.
- Earned a spot on the U.S. Team for the Futures Game held at Houston's Minute Maid Park prior to Major League Baseball's All-Star Game.
- Rated as possessing the best strike-zone discipline in the Southern League by *Baseball America*.
- Belted a season-high two home runs on April 10 versus Montgomery.
- Tabbed the Southern League Player of the Week for April 30-May 6 after hitting .360 (9x25) with two doubles, four home runs and nine RBI in eight games during the week.
- Named the second-best prospect in the Brewers organization and the fourth-best prospect in the Southern League following the season by *Baseball America*.

Garnered Midwest League Most Valuable Player honors with Single A Beloit during the **2003** season.

- Earned the Robin Yount Performance Award as Milwaukee's Minor League Player of the Year.
- Selected to the Midwest League's mid- and post-season all-star squads.
- Topped the Midwest League with 112 RBI, while he finished second with 264 total bases, 27 home runs, a home run once every 18.59 at-bats, .409 on-base percentage and .526 slugging percentage, tied for second with 137 games played, finished third with 157 hits, tied for third with a .313 batting average, finished fourth with 51 extra-base hits and tied for fourth with 71 walks.
- Selected to *Baseball America's* minor league all-star squad following the season...tabbed the Low Single A Player of the Year and he was named to the Low Single A all-star squad following the season by the publication.
- Named the best batting prospect and power prospect and rated as possessing the best strike-zone discipline in the Midwest League by *Baseball America*.
- Posted a 10-game hitting streak April 9-16, batting .447 (17x38) with three doubles, five home runs and 11 RBI.
- Collected a season-high five hits on April 24 at Lansing.
- Tabbed the Midwest League Player of the Week for June 16-22 after hitting .500 (5x10) with two home runs and seven RBI in four games during the week -- earned Midwest League Player of the Week honors for a second time during the season, doing so July 7-13 after batting .375 (12x32) with two doubles, six home runs and 15 RBI in seven games during the week.
- Belted a season-high two home runs and collected a season-best six RBI on June 21 versus Peoria -- equaled the high



with two home runs on July 11 versus Burlington.

- Compiled a season-high 18-game hitting streak July 7-26, batting .361 (26x72) with five doubles, eight home runs and 22 RBI.
- Hit .339 (38x112) with six doubles, 12 home runs and 34 RBI in 28 games during July.
- Named the top prospect in the Midwest League and the second-best prospect in the Brewers organization following the season by *Baseball America*.

Made his professional debut with Rookie level Ogden after being selected by Milwaukee in the first round (seventh overall pick) of the June 2002 draft.

- Named to *Baseball America's* Rookie level all-star squad following the season.
- Tied for second in the Pioneer League with 10 home runs.
- Collected a season-high five RBI on June 19 versus Idaho Falls.
- Belted a season-best two home runs on July 10 at Missoula.
- Tabbed the Pioneer League Player of the Week for July 22-28 after hitting .591 (13x22) with three doubles, two home runs and seven RBI in seven games during the week.
- Collected a season-high four hits on July 23 versus Medicine Hat -- equaled the high with four hits on July 31 versus Casper...collected four hits with Beloit on August 16 at Cedar Rapids to match the season best.
- Hit .431 (44x102) with eight doubles, nine home runs and 30 RBI in 28 games during July.
- Had his contract transferred from Ogden to Beloit for the remainder of the season on August 2.
- Named the third-best prospect in the Brewers organization and the fourth-best prospect in the Pioneer League following the season by *Baseball America*.

PERSONAL/MISCELLANEOUS

He, his wife Chanel and sons Jady (8/17/04) and Haven (3/21/06) reside in Windermere, FL during the off-season.

- Selected to *Baseball America's* First-Team High School All-America squad after batting .524 (44x82) with 14 doubles, a triple, 11 home runs and 42 RBI as a senior at Eau Gallie High School in Florida in 2002.
- Toured Beijing, China and Tokyo, Japan following the 2010 season to promote the game of baseball as part of the Major League Baseball International Ambassador program.

PRINCE SEMIEN FIELDER'S CAREER RECORD

Year	Club	AVG	G	AB	R	H	TB	2B	3B	HR	RBI	SH	SF	HB	BB	SO	SB	CS	OBP	SLG	E
2002	Ogden	.390	41	146	35	57	99	12	0	10	40	0	1	8	37	27	3	4	.531	.678	8
	Beloit	.241	32	112	15	27	43	7	0	3	11	0	0	3	10	27	0	0	.320	.384	7
2003	Beloit	.313	137	502	81	157	264	22	2	27	112	0	6	15	71	80	2	1	.409	.526	18
2004	Huntsville	.272	135	497	70	135	235	29	1	23	78	0	4	11	65	93	11	7	.366	.473	15
2005	Nashville	.291	103	378	68	110	215	21	0	28	86	0	2	7	54	93	8	5	.388	.569	12
	Milwaukee	.288	39	59	2	17	27	4	0	2	10	0	1	0	2	17	0	0	.306	.458	0
2006	Milwaukee	.271	157	569	82	154	275	35	1	28	81	0	8	12	59	125	7	2	.347	.483	11
2007	Milwaukee	.288	158	573	109	165	354	35	2	50	119	0	4	14	90	121	2	2	.395	.618	14
2008	Milwaukee	.276	159	588	86	162	298	30	2	34	102	0	10	12	84	134	3	2	.372	.507	17
2009	Milwaukee	.299	162	591	103	177	356	35	3	46	141	0	9	9	110	138	2	3	.412	.602	7
2010	Milwaukee	.261	161	578	94	151	272	25	0	32	83	0	1	21	114	138	1	0	.401	.471	4
2011	Milwaukee	.299	162	569	95	170	322	36	1	38	120	0	6	10	107	106	1	1	.415	.566	15
MINOR LEAGUE TOTALS		.297	448	1635	269	486	856	91	3	91	327	0	13	44	237	320	24	17	.398	.524	60
MAJOR LEAGUE TOTALS		.282	998	3527	571	996	1904	200	9	230	656	0	39	78	566	779	16	10	.390	.540	68

TRANSACTIONS

- Selected by Milwaukee in the first round (seventh overall) of the June 2002 draft
- On suspended list, May 28-31, 2004
- On suspended list, August 24-26, 2007
- Signed by the Tigers as a free agent on January 27, 2012

ALL-STAR GAME RECORD

Year	League/Site	POS.	AVG	AB	R	H	TB	2B	3B	HR	RBI	SH	SF	HB	BB	SO	SB	CS	OBP	SLG	E
2007	NL/San Francisco	1B	.000	1	0	0	0	0	0	0	0	0	0	0	1	0	0	0	.500	.000	1
2009	NL/St. Louis	PH	1.000	1	0	1	2	1	0	0	1	0	0	0	0	0	0	0	1.000	2.000	0
2011	NL/Arizona	1B	.500	2	1	1	4	0	0	1	3	0	0	0	0	0	0	0	.500	2.000	0
ALL-STAR GAME TOTALS			.500	4	1	2	6	1	0	1	4	0	0	0	1	0	0	0	.600	1.500	1

2012 TIGERS



2012 TIGERS

DIVISION SERIES RECORD

Year	Club/Opp.	AVG	G	AB	R	H	TB	2B	3B	HR	RBI	SH	SF	HB	BB	SO	SB	CS	OBP	SLG	E
2008	MIL vs. PHI	.071	4	14	1	1	4	0	0	1	2	0	1	0	2	5	0	0	.176	.286	0
2011	MIL vs. ARI	.278	5	18	2	5	10	2	0	1	3	0	0	1	2	5	0	0	.381	.556	0
DIVISION SERIES TOTALS		.188	9	32	3	6	14	2	0	2	5	0	1	1	4	10	0	0	.289	.438	0

LEAGUE CHAMPIONSHIP SERIES RECORD

Year	Club/Opp.	AVG	G	AB	R	H	TB	2B	3B	HR	RBI	SH	SF	HB	BB	SO	SB	CS	OBP	SLG	E
2011	MIL vs. STL	.200	6	20	4	4	12	2	0	2	3	0	0	1	4	4	0	0	.360	.600	0

CAREER FIELDING

	G	TC	PO	A	E	DP	PCT
First Base	948	8371	7787	516	68	733	.992

CAREER HIGHS

Hits: 5 - August 2, 2010 at Chicago Cubs
Home Runs: 3 - September 27, 2011 vs. Pittsburgh
RBI: 6 - June 15, 2009 at Cleveland
Stolen Bases: 2 - September 29, 2007 vs. San Diego
Hitting Streak: 17 (twice) - last, September 9-27, 2008

GRAND SLAMS (1)

June 15, 2009 at Cleveland (Rafael Perez)

THREE HOME RUN GAMES (1)

September 27, 2011 vs. Pittsburgh

TWO HOME RUN GAMES (21)

April 26, 2006 at Chicago Cubs
 April 23, 2007 at Chicago Cubs
 July 7, 2007 at Washington
 June 22, 2008 vs. Baltimore
 April 25, 2009 at Houston
 August 13, 2009 vs. San Diego
 June 29, 2010 vs. Houston

May 12, 2006 vs. New York Mets
 May 6, 2007 vs. Pittsburgh
 September 25, 2007 vs. St. Louis
 August 2, 2008 at Atlanta
 May 12, 2009 vs. Florida
 October 4, 2009 at St. Louis
 August 28, 2010 vs. Pittsburgh

June 26, 2006 at Chicago Cubs
 May 21, 2007 at Los Angeles Dodgers
 April 23, 2008 vs. Philadelphia
 September 16, 2008 at Chicago Cubs
 June 6, 2009 at Atlanta
 June 13, 2010 vs. Texas
 June 8, 2011 vs. New York Mets



DOUG FISTER

Born: February 4, 1984
Birthplace: Merced, CA
Bats/Throws: L/R
Major League Service: 2.058

Opening Day Age: 28
Residence: Merced, CA
Height/Weight: 6-8/200
Signed Through: 2012

How Obtained: Acquired by the Tigers along with David Pauley from Seattle, in exchange for Charlie Furbush, Francisco Martinez, Casper Wells and a player to be named (Chance Ruffin on August 17, 2011) on July 30, 2011

RIGHTHANDED PITCHER - 58

CAREER HIGHLIGHTS

The 2012 season will mark Fister's second season with the Tigers.

- Earned American League Pitcher of the Month honors with the Tigers in September of 2011.

SEASON HIGHLIGHTS

Began the 2011 season with the Seattle Mariners before he was acquired by the Tigers in a six-player deal on July 30 -- compiled an 11-13 record and 2.83 ERA (216.1IP/68ER) in 32 outings (31 starts) between the two clubs.

- Fourth in the American League with a 2.83 ERA...finished fourth in the league with 1.5 walks per nine innings.
- Established career highs with 11 wins, 216.1 innings pitched and 146 strikeouts.
- Tossed the first complete game of his career on April 14 at Kansas City -- threw two more complete games during the season, going the distance on June 9 at Detroit and July 2 versus San Diego.
- Suffered the loss in seven straight decisions June 4-July 26, equaling a career-long losing streak.
- Earned the win in his Tigers debut on August 3 versus Texas -- did not allow a walk or strike out a batter in seven innings of work...became the first Tigers pitcher to work seven-or-more innings while not allowing a walk or striking out a batter since Justin Verlander did so in eight innings of work on May 17, 2006 versus Minnesota.
- Compiled a career-best seven-game winning streak August 20-September 26 -- posted a 0.65 ERA (55.2IP/4ER) and



52 strikeouts during the eight-outing (seven-start) stretch.

- Posted a 17.0-inning scoreless streak over a three-start stretch August 20-30.
- Finished 3-1 with a 2.97 ERA (36.1IP/12ER) in six starts during August.
- Established a career high with 13 strikeouts on September 5 at Cleveland.
- Tabbed both the American League and Tigers Pitcher of the Month for September after posting a 5-0 record, 0.53 ERA (34.0IP/2ER) and 34 strikeouts in five outings (four starts) -- led the American League with a 0.53 ERA during the month, while he tied for the lead with five wins and tied for seventh with 34 strikeouts.
- Limited righthanded hitters to a .235 batting average (84x357)...lefties hit .239 (109x456) against him.
- Compiled an 8-3 record and 2.47 ERA (91.0IP/25ER) in 14 appearances (13 starts) following the all-star break... finished 3-10 with a 3.09 ERA (125.1IP/43ER) in 18 starts prior to the all-star break.
- Fanned six batters in relief in Game One of the American League Division Series on September 30 at New York's Yankee Stadium -- marked the most strikeouts by a Tigers pitcher in relief during a single post-season game.
- Surrendered two runs in 7.1 innings of work to earn the win in Game Three of the American League Championship Series on October 11 versus Texas -- marked the fifth time a Tigers pitcher has worked seven-or-more innings and allowed two-or-fewer runs during an American League Championship Series game...marked the 16th time a Tigers pitcher has accomplished the feat during a post-season game.

Completed his first full season at the major league level with Seattle in **2010**.

- Third among all American League pitchers with 1.68 walks per nine innings.
- Compiled a 2-1 record and 1.67 ERA (27.0IP/5ER) in four starts during April -- third in the American League with a 1.67 ERA during the month.
- Suffered the loss in seven straight decisions May 19-August 4, establishing a career-long losing streak.
- Sidelined June 1-25 with right shoulder inflammation -- started one game with Triple A Tacoma during an injury rehabilitation assignment on June 20 at Portland.
- Finished 3-4 with a 3.09 ERA (84.1IP/29ER) in 13 starts prior to the all-star break...posted a 3-10 record and 5.09 ERA (86.2IP/49ER) in 15 starts following the all-star break.

Saw action with Double A West Tenn and Tacoma during the **2009** season, before he joined Seattle for his first major league action.

- Assigned to West Tenn by Seattle to begin the season -- saw action in two games with West Tenn before he was transferred to Tacoma on April 17.
- Posted a 3-2 record and 2.94 ERA (33.2IP/11ER) in six outings (five starts) with Tacoma during July.
- Had his contract purchased by Seattle from Tacoma on August 8 -- made his major league debut that evening versus Tampa Bay, tossing a scoreless inning of relief.
- Compiled a 2-1 record and 2.87 ERA (37.2IP/12ER) over his first six starts with Seattle August 11-September 6.
- Earned his first major league win on August 16 versus the New York Yankees.
- Limited lefthanded hitters at the major league level to a .237 batting average (32x135)...righties hit .298 (31x104) with Fister on the mound.

Spent the entire **2008** season with West Tenn, finishing second in the Southern League with 14 losses.

- Tabbed the Southern League Pitcher of the Week for April 14-20 -- earned the win in both of his starts during the week, fanning 11 batters in 13.2 scoreless innings of work.
- Finished 3-1 with a 2.10 ERA (34.1IP/8ER) in six starts during April -- tied for fourth in the Southern League with three wins during the month, while he finished ninth with a 2.10 ERA.
- Compiled a 0.96 ERA (9.1IP/1ER) and 11 strikeouts over his final six outings of the season August 14-29.
- Saw action in 11 games with Peoria in the Arizona Fall League following the season, posting a 3.32 ERA (19.0IP/7ER) and 22 strikeouts.

Tied for the lead on the staff at West Tenn with seven wins during the **2007** season.

- Sidelined June 5-28 with a right shoulder strain.
- Tossed a complete game on August 15 versus Huntsville, earning the win -- tied for fifth in the Southern League with one complete game.
- Finished 4-0 with a 3.90 ERA (32.1IP/14ER) in five starts during August -- tied for the lead in the Southern League with four wins during the month.

Made his professional debut with Single A Everett after being selected by the Mariners in the seventh round of the June **2006** draft.

- Fanned a season-high nine batters on June 22 versus Tri-City.
- Compiled a 1.17 ERA (15.1IP/2ER) in eight outings (two starts) during July.



2012 TIGERS

PERSONAL/MISCELLANEOUS

Resides in Merced, CA during the off-season.

- Selected by San Francisco in the 49th round of the June 2003 draft out of Merced Junior College, but he did not sign.
- Finished 7-6 with a 4.32 ERA (93.2IP/45ER) in 21 outings as a junior at Fresno State University in 2005.
- Selected by the New York Yankees in the sixth round of the June 2005 draft out of Fresno State University, but he did not sign.
- Earned All-Western Athletic Conference honors as a senior at Fresno State University in 2006 -- compiled an 8-6 record, 4.10 ERA (116.1IP/53ER) and 108 strikeouts in 20 appearances.
- Participated in the Tigers Winter Caravan.

DOUGLAS WILDES FISTER'S CAREER RECORD

Year	Club	W-L	ERA	G	GS	CG	SHO	SV	IP	H	AB	R	ER	HR	HB	BB	SO	WP	BK	AVG
2006	Everett	3-5	2.25	20	4	0	0	4	40.0	35	153	18	10	2	1	11	35	2	1	.229
2007	West Tenn	7-8	4.60	24	24	1	0	0	131.0	156	516	78	67	14	3	32	85	3	0	.302
2008	West Tenn	6-14	5.43	31	23	0	0	0	134.1	155	536	95	81	12	11	45	104	4	2	.289
2009	West Tenn	1-0	0.00	2	0	0	0	0	5.2	2	18	0	0	0	0	1	5	0	0	.111
	Tacoma	6-4	3.81	22	17	0	0	0	106.1	132	433	51	45	10	5	11	79	4	1	.305
	Seattle	3-4	4.13	11	10	0	0	0	61.0	63	239	29	28	11	2	15	36	1	0	.264
2010	Tacoma#	0-0	4.50	1	1	0	0	0	4.0	4	15	2	2	0	0	0	3	0	0	.267
	Seattle	6-14	4.11	28	28	0	0	0	171.0	187	676	85	78	13	6	32	93	8	3	.277
2011	Seattle	3-12	3.33	21	21	3	0	0	146.0	139	551	57	54	7	9	32	89	3	1	.252
	DETROIT	8-1	1.79	11	10	0	0	0	70.1	54	262	19	14	4	3	5	57	0	0	.206
MINOR LEAGUE TOTALS		23-31	4.38	100	69	1	0	4	421.1	484	1671	244	205	38	20	100	311	13	4	.290
DETROIT TOTALS		8-1	1.79	11	10	0	0	0	70.1	54	262	19	14	4	3	5	57	0	0	.206
MAJOR LEAGUE TOTALS		20-31	3.49	71	69	3	0	0	448.1	443	1728	190	174	35	20	84	275	12	4	.256

TRANSACTIONS

- Selected by San Francisco in the 49th round of the June 2003 draft
- Selected by the New York Yankees in the sixth round of the June 2005 draft
- Selected by Seattle in the seventh round of the June 2006 draft
- On disabled list, June 5-28, 2007 (right shoulder strain)
- On disabled list, June 1-25, 2010 (right shoulder inflammation)
- Acquired by the Tigers along with David Pauley from Seattle, in exchange for Charlie Furbush, Francisco Martinez, Casper Wells and a player to be named (Chance Ruffin on August 17, 2011) on July 30, 2011

DIVISION SERIES RECORD

Year	Club/Opp.	W-L	ERA	G	GS	CG	SHO	SV	IP	H	AB	R	ER	HR	HB	BB	SO	WP	BK	AVG
2011	DET vs. NYY	1-1	6.52	2	1	0	0	0	9.2	12	41	7	7	1	0	4	10	0	1	.293

LEAGUE CHAMPIONSHIP SERIES RECORD

Year	Club/Opp.	W-L	ERA	G	GS	CG	SHO	SV	IP	H	AB	R	ER	HR	HB	BB	SO	WP	BK	AVG
2011	DET vs. TEX	1-0	2.45	1	1	0	0	0	7.1	7	25	2	2	0	1	0	3	0	0	.280

MAJOR LEAGUE HITTING RECORD

	AVG	AB	R	H	2B	3B	HR	RBI	SH	SF	HBP	BB	SO
2011	.333	6	1	2	1	0	0	1	1	0	0	0	1
Career	.250	8	1	2	1	0	0	1	1	0	0	0	3

CAREER FIELDING

	G	TC	PO	A	E	DP	PCT
Pitcher	71	108	47	56	5	9	.954

CAREER HIGHS

- Longest Winning Streak:** 7 - August 20-September 26, 2011
- Longest Losing Streak:** 7 (twice) - last, June 4-July 26, 2011
- Strikeouts:** 13 - September 5, 2011 at Cleveland
- Walks:** 5 - April 30, 2011 at Boston
- Innings (starter):** 9.0 - July 2, 2011 vs. San Diego
- Innings (relief):** 3.0 - September 21, 2011 at Kansas City
- Low-Hit Game (CG):** 6 - July 2, 2011 vs. San Diego

10-OR-MORE STRIKEOUT GAMES (1)

September 5, 2011 at Cleveland (13)



AVISAIL GARCIA

Born: June 12, 1991
Birthplace: Anzoategui, VZ
Bats/Throws: R/R
Major League Service: 0.000
How Obtained: Signed by the Tigers as a non-drafted free agent on July 6, 2007
Opening Day Age: 20
Residence: Anzoategui, VZ
Height/Weight: 6-4/240
Signed Through: 2012

OUTFIELDER - 33

SEASON HIGHLIGHTS

Finished third on his Single A Lakeland club with 129 hits and 11 home runs during the **2011** season, while he tied for third with 56 RBI.

- Third in the Florida State League with 132 strikeouts.
- Posted a season-best nine-game hitting streak April 23-May 2, batting .385 (15x39) with two doubles, a triple, home run and five RBI -- matched the high with a nine-game hitting streak July 26-August 4, batting .417 (15x36) with three doubles, a home run and five RBI.
- Collected a season-high four hits on May 1 at Brevard County -- equaled the high with four hits on May 31 versus Fort Myers and June 28 versus Clearwater.
- Belted a season-best two home runs on August 26 at Clearwater.
- Tied for fourth in the Florida State League with six home runs during August.
- Hit .313 (46x147) with runners in scoring position.
- Named the 10th-best prospect and best defensive outfielder and rated as possessing the best outfield arm in the Tigers organization following the season by *Baseball America*.
- Saw action in nine games with Anzoategui in the Venezuelan Winter League following the season.

Spent the entire **2010** season with Single A West Michigan, hitting .281 in 125 games.

- Collected a season-high four hits on May 2 at South Bend -- equaled the high with four hits on August 21 at Great Lakes.
- Batted .349 (38x109) with five doubles, two home runs and 17 RBI in 27 games during July -- finished 11th in the Midwest League with a .349 batting average during the month.
- Compiled a 13-game hitting streak August 7-21, batting .345 (19x55).
- Named the ninth-best prospect in the Tigers organization following the season by *Baseball America*.
- Saw action in five games with Anzoategui in the Venezuelan Winter League following the season.

After seeing action in three games with Lakeland, he had his contract transferred to West Michigan for the remainder of the **2009** season on May 14.

- Collected a season-best four hits on May 22 at Peoria -- matched the high with four hits on July 9 at Wisconsin.
- Compiled an 11-game hitting streak August 12-28, batting .372 (16x43).
- Named the 17th-best prospect in the Tigers organization following the season by *Baseball America*.
- Saw action in four games with Anzoategui in the Venezuelan Winter League following the season.

Made his professional debut with the Venezuelan Summer League Tigers during the **2008** season -- named the Venezuelan Summer League Tigers Player of the Year.

- Tied for fourth in the Venezuelan Summer League with 110 total bases and seven home runs, while he finished fifth with a .449 slugging percentage and tied for fifth with 73 hits.
- Finished fourth in the Venezuelan Summer League with 40 total bases during June, while he tied for fourth with three home runs and 16 RBI.
- Posted an 18-game hitting streak July 5-25, the Venezuelan Summer League's third-longest such streak -- batted .406 (26x69) with four doubles, three home runs and 10 RBI during the streak.
- Collected a season-high four hits on July 5 versus the Venezuelan Summer League Cardinals.
- Belted a season-best two home runs on July 7 versus the Venezuelan Summer League Astros.
- Hit .317 (33x104) with four doubles, three home runs and 11 RBI in 27 games during July -- tied for second in the Venezuelan Summer League with 46 total bases and three home runs during the month, while he finished 13th with a .317 batting average.



2012 TIGERS

Signed by the Tigers as a non-drafted free agent on July 6, 2007.

PERSONAL/MISCELLANEOUS

Resides in Anzoategui, VZ during the off-season.

- Recommended/signed by Alejandro Rodriguez and Pedro Chavez for the Tigers.

AVISAIL ANTONIO GARCIA'S CAREER RECORD

Year	Club	AVG	G	AB	R	H	TB	2B	3B	HR	RBI	SH	SF	HB	BB	SO	SB	CS	OBP	SLG	E
2008	VSL Tigers	.298	63	245	33	73	110	12	2	7	34	0	1	2	15	39	7	5	.342	.449	8
2009	West Michigan	.264	81	299	36	79	97	11	2	1	31	0	4	4	8	70	8	7	.289	.324	10
	Lakeland	.250	3	8	1	2	2	0	0	0	0	0	0	0	2	0	0	0	.250	.250	0
2010	West Michigan	.281	125	494	58	139	176	17	4	4	63	0	5	5	20	113	20	4	.313	.356	6
2011	Lakeland	.264	129	488	53	129	190	16	6	11	56	0	3	6	18	132	14	5	.297	.389	8
MINOR LEAGUE TOTALS		.275	401	1534	181	422	575	56	14	23	184	0	13	17	61	356	49	21	.308	.375	32

TRANSACTIONS

- Signed by the Tigers as a non-drafted free agent on July 6, 2007



JERAD HEAD

**NON-ROSTER
INVITEE**

Born: November 15, 1982

Birthplace: Topeka, KS

Bats/Throws: R/R

Major League Service: 0.017

How Obtained: Signed by the Tigers as a minor league free agent on November 21, 2011

Opening Day Age: 29

Residence: Orlando, FL

Height/Weight: 6-0/210

Signed Through: 2012

OUTFIELDER - 72

SEASON HIGHLIGHTS

Played the majority of the 2011 season with Triple A Columbus before he received his first major league action during two separate stints with the Cleveland Indians.

- Second in the International League with a .526 slugging percentage, while he finished third with one home run every 17.58 at-bats, tied for third with 24 home runs and tied for fifth with 53 extra-base hits.
- Belted a season-best two home runs on April 17 versus Toledo.
- Batted .303 (27x89) with seven doubles, a triple, six home runs and 13 RBI in 22 games during August.
- Had his contract purchased by Cleveland from Columbus on August 28 -- made his major league debut that afternoon versus Kansas City, starting in left field...collected an infield single off Bruce Chen for his first major league hit.
- Designated for assignment by Cleveland on September 7 -- had his contract outrighted to Columbus on September 9.
- Saw action in five games with Columbus during the International League playoffs before he had his contract purchased by Cleveland from Columbus for the remainder of the season on September 25.
- Batted .239 (21x88) with four doubles, a triple, two home runs and 10 RBI in 24 games with Licey in the Dominican Winter League following the season.

Saw action with both Columbus and Double A Akron during the 2010 season, tying for third among all Indians minor leaguers with 17 home runs.

- Opened the season with Columbus -- saw action in six games with Columbus before his contract was transferred to Akron on May 21.
- Belted a season-high two home runs on June 20 at Portland -- equaled the high with two home runs on July 25 at Reading and August 19 at Reading.
- Collected a season-best four hits on June 26 versus Binghamton -- matched the high with four hits on July 18 versus Erie.
- Batted .343 (24x70) with eight doubles, four home runs and 13 RBI in 20 games during June.
- Hit .318 (27x85) with six doubles, seven home runs and 18 RBI in 23 games during July.
- Had his contract transferred from Akron to Columbus on July 31 -- saw action in 12 games with Columbus before his contract was transferred back to Akron on August 16.
- Batted .340 (18x53) with three doubles, three home runs and 18 RBI in 14 games during August with Akron before his contract was transferred back to Columbus for the remainder of the season on September 3.



- Saw action in 39 games with Carolina in the Puerto Rican Winter League following the season, batting .254 (36x142) with nine doubles, a triple, four home runs and 22 RBI.

Spent the entire **2009** season with Akron, hitting .282 in 98 games.

- Batted .350 (14x40) in 13 games during April.
- Sidelined July 17-26 with a right shoulder dislocation.
- Hit .315 (17x54) in 15 games during July.

Played the majority of the **2008** season with Single A Kinston before seeing action with both Akron and Triple A Buffalo.

- Had his contract transferred from Kinston to Buffalo on August 13 -- saw action in three games with Buffalo before his contract was transferred back to Kinston on August 17.
- Joined Akron on August 20 after his contract was transferred from Kinston -- saw action in two games with Akron before his contract was transferred back to Kinston on August 22.
- Collected a season-high four hits on August 25 at Winston-Salem.
- Had his contract transferred from Kinston to Akron on September 4.

Saw action in 83 games as he spent the entire **2007** season with Kinston.

- Collected a season-best four hits on July 17 versus Potomac.

Made his professional debut with Single A Lake County, seeing action in one game before spending the remainder of the **2006** season with Rookie level Burlington.

- Led the Appalachian League with 52 RBI, while he tied for the lead with five triples, finished third with 44 runs scored and 111 total bases, tied for third with 10 home runs, finished fourth with 27 extra-base hits and fifth with 240 at-bats and one home run every 24.00 at-bats.
- Belted a season-high two home runs and collected a season-best seven RBI on July 14 at Greeneville.
- Tied for the lead in the Appalachian League with six home runs during July, while he finished fourth with 23 RBI.
- Hit .284 (33x116) with four doubles, three triples, four home runs and 24 RBI in 26 games during August -- second in the Appalachian League with 24 RBI during the month.

Did not play after signing with Cleveland as a non-drafted free agent on August 16, **2005**.

PERSONAL/MISCELLANEOUS

Resides in Orlando, FL during the off-season.

JERAD LEE HEAD'S CAREER RECORD

Year	Club	AVG	G	AB	R	H	TB	2B	3B	HR	RBI	SH	SF	HB	BB	SO	SB	CS	OBP	SLG	E
2006	Burlington	.246	59	240	44	59	111	12	5	10	52	0	1	6	16	41	7	2	.308	.463	11
	Lake County	.000	1	4	1	0	0	0	0	0	0	0	0	0	0	1	0	0	.000	.000	0
2007	Kinston	.266	83	252	39	67	105	17	3	5	32	2	1	17	29	56	7	3	.378	.417	9
	Kinston	.238	92	307	53	73	131	17	4	11	46	2	2	12	25	58	14	6	.318	.427	19
2008	AKron	.143	2	7	0	1	1	0	0	0	1	0	0	0	1	2	0	0	.250	.143	0
	Buffalo	.286	3	7	1	2	6	1	0	1	2	0	0	0	1	1	0	0	.375	.857	1
2009	AKron	.282	98	326	49	92	141	23	4	6	47	5	2	12	23	72	6	2	.350	.433	8
2010	AKron	.312	65	237	47	74	137	18	0	15	51	1	3	4	18	46	2	1	.366	.578	3
	Columbus	.257	21	74	12	19	34	9	0	2	15	0	1	3	5	20	0	0	.325	.459	0
2011	Columbus	.284	114	422	67	120	222	28	1	24	70	1	4	11	25	99	3	1	.338	.526	6
	Cleveland	.125	10	24	2	3	4	1	0	0	1	0	0	1	0	5	1	0	.160	.167	1
MINOR LEAGUE TOTALS		.270	538	1876	313	507	888	125	17	74	316	11	14	65	143	396	39	15	.341	.473	57
MAJOR LEAGUE TOTALS		.125	10	24	2	3	4	1	0	0	1	0	0	1	0	5	1	0	.160	.167	1

TRANSACTIONS

- Signed by Cleveland as a non-drafted free agent on August 16, 2005
- On disabled list, July 17-26, 2009 (right shoulder dislocation)
- Signed by the Tigers as a minor league free agent on November 21, 2011

CAREER FIELDING

	G	TC	PO	A	E	DP	PCT
Outfield	9	16	15	0	1	0	.938

CAREER HIGHS

Hits: 1 (three times) - last, September 26, 2011 at Detroit

Home Runs: No major league home runs

RBI: 1 - September 4, 2011 at Kansas City

Stolen Bases: 1 - September 3, 2011 at Kansas City

Hitting Streak: 2 - September 4-26, 2011



2012 TIGERS



JUSTIN HENRY

**NON-ROSTER
INVITEE**

Born: April 30, 1985	Opening Day Age: 26
Birthplace: Houston, MS	Residence: Vicksburg, MS
Bats/Throws: L/R	Height/Weight: 6-3/180
Major League Service: 0.000	Signed Through: 2012
How Obtained: Selected by the Tigers in the ninth round of the June 2007 draft	

INFIELDER/OUTFIELDER - 78

SEASON HIGHLIGHTS

Selected to the Eastern League's mid-season all-star squad as he spent the majority of the **2011** season with Double A Erie...tabbed Erie's Player of the Year.

- Second in the Eastern League with a .410 on-base percentage, while he finished sixth with a .309 batting average... fanned once every 8.60 plate appearances, the fourth-toughest batter to strike out in the league.
- Collected a season-high four hits on May 12 at Altoona.
- Tabbed the Eastern League Player of the Week for May 9-15 after hitting .464 (13x28) with a double, triple and two RBI in seven games.
- Garnered Tigers Minor League Player of the Month honors for May after batting .340 (34x100) with six doubles, a triple and nine RBI in 29 games.
- Sidelined June 12-20 with a right finger laceration.
- Compiled a season-best 11-game hitting streak July 27-August 9, batting .405 (17x42).
- Had his contract transferred from Erie to Triple A Toledo on August 26 -- saw action in two games with Toledo before his contract was transferred back to Erie on August 28...had his contract transferred from Erie to Toledo for the remainder of the season on September 1.
- Saw action in 52 games with Aguilas in the Venezuelan Winter League following the season, batting .328 (65x198) with nine doubles, a triple and 20 RBI -- sixth in the league with a .328 batting average.

Split the **2010** season between Erie and Toledo, seeing action in 111 games between the two stops.

- Hit .348 (16x46) in 17 games during June with Erie -- had his contract transferred from Erie to Toledo on June 24.
- Saw action in five games with Toledo before he was transferred back to Erie on July 6.
- Had his contract transferred from Erie to Toledo for the remainder of the season on July 21.

Spent the entire **2009** season with Single A Lakeland, leading the club with 22 stolen bases.

- Fanned once every 11.95 plate appearances, the fourth-toughest batter to strike out in the Florida State League.
- Finished 11th in the Florida State League with a .324 batting average (24x74) in 20 games during May.
- Compiled a season-best 10-game hitting streak July 2-12, batting .350 (14x40).
- Collected a season-high five hits on August 2 at St. Lucie.

Finished sixth in the Midwest League with a .295 batting average with Single A West Michigan during the **2008** season...tabbed West Michigan's Player of the Year.

- Fanned once every 14.78 plate appearances, the toughest batter in the Midwest League to strike out.
- Topped all Midwest League second basemen with 564 total chances, 213 putouts, 332 assists and 78 double plays.
- Compiled a season-high 10-game hitting streak July 1-13, batting .395 (17x43) -- equaled the high as he batted .410 (16x39) over the course of a 10-game hitting streak July 30-August 10.
- Collected a season-best four hits on July 4 versus Fort Wayne -- matched the high with four hits on July 17 at Beloit, August 2 at Kane County and August 21 versus Dayton.
- Shared TOPPS Midwest League Player of the Month honors for July after hitting .396 (38x96) in 24 games -- led the league with a .396 batting average during the month.

Made his professional debut with Single A Oneonta after being selected by the Tigers in the ninth round of the June **2007** draft...selected to the New York-Penn League's mid-season all-star squad.

- Finished second in the New York-Penn League with 85 hits, while he finished third with a .340 batting average and tied for fourth with 49 runs scored.
- Fanned once every 13.45 plate appearances, the second-toughest batter in the New York-Penn League to strike out.



- Collected a season-high five hits on July 14 versus Batavia.
- Posted a season-best 11-game hitting streak July 29-August 8, batting .415 (17x41).
- Sixth in the New York-Penn League with a .354 batting average (35x99) in 28 games during July.

PERSONAL/MISCELLANEOUS

Resides in Vicksburg, MS during the off-season.

- Batted .374 (46x123) with two doubles, three triples, two home runs, 26 RBI and seven stolen bases during his freshman season at the University of Mississippi in **2005**.
- Played for Thomasville in the Coastal Plain League during the summer of **2005**, hitting .335 (62x185) with 12 doubles, two triples, two home runs, 22 RBI and 13 stolen bases in 49 games.
- Hit .332 (89x268) with 12 doubles, three triples, a home run, 30 RBI and 18 stolen bases as a sophomore at the University of Mississippi in **2006**.
- Saw action with Bourne in the Cape Cod League during the summer of **2006**, hitting .237 (36x152) with two doubles, 19 RBI and 15 stolen bases.
- Batted .381 (99x260) with 14 doubles, eight triples, 38 RBI and 22 stolen bases in 65 games during his junior season at the University of Mississippi in **2007** -- named to the All-Tournament Team at the Southeastern Conference Tournament.
- Recommended/signed by Jim Rough for the Tigers.

JUSTIN TAYLOR HENRY'S CAREER RECORD

Year	Club	AVG	G	AB	R	H	TB	2B	3B	HR	RBI	SH	SF	HB	BB	SO	SB	CS	OBP	SLG	E
2007	Oneonta	.340	67	250	49	85	103	11	2	1	31	4	4	5	33	22	14	7	.421	.412	8
2008	West Michigan	.295	120	475	74	140	171	24	2	1	46	7	3	3	44	36	27	7	.356	.360	19
2009	Lakeland	.257	116	424	56	109	131	14	4	0	43	6	1	2	45	40	22	7	.331	.309	8
2010	Erie	.260	67	200	28	52	71	12	2	1	15	4	1	0	36	40	9	6	.371	.355	7
	Toledo	.269	44	156	18	42	52	8	1	0	14	2	2	1	18	25	9	4	.345	.333	1
2011	Erie	.309	113	376	52	116	152	24	6	0	46	3	2	4	62	52	21	8	.410	.404	9
	Toledo	.421	6	19	5	8	10	2	0	0	1	0	0	0	3	2	2	1	.500	.526	2
MINOR LEAGUE TOTALS		.291	533	1900	282	552	690	95	17	3	196	26	13	15	241	217	104	40	.373	.363	54

TRANSACTIONS

- Selected by the Tigers in the ninth round of the June 2007 draft
- On disabled list, June 12-20, 2011 (right finger laceration)



MATT HOFFMAN

Born: November 8, 1988
Birthplace: Owasso, OK
Bats/Throws: L/L
Major League Service: 0.000
How Obtained: Selected by the Tigers in the 26th round of the June 2007 draft
Opening Day Age: 23
Residence: Owasso, OK
Height/Weight: 6-2/224
Signed Through: 2012

LEFTHANDED PITCHER - 44

SEASON HIGHLIGHTS

Spent the majority of the **2011** season with Triple A Toledo, finishing second on the staff with 49 appearances.

- Assigned to Double A Erie to begin the season, appearing in one game before his contract was transferred to Toledo for the remainder of the season on April 8.
- Did not allow a run in nine straight outings April 24-May 17, tossing 11.0 scoreless innings.
- Fanned a season-high four batters on July 17 versus Scranton/Wilkes-Barre.
- Sidelined July 24-August 3 with a left hamstring strain.
- Did not allow a run over his final 10 appearances of the season August 14-September 5, tossing 14.0 scoreless innings.
- Named the 16th-best prospect in the Tigers organization following the season by *Baseball America*.
- Saw action in two games with Salt River in the Arizona Fall League following the season, tossing 3.1 scoreless innings.

Appeared in 45 games as he saw action with Single A Lakeland, Erie and Toledo during the **2010** season.

- Assigned to Lakeland to begin the season -- appeared in 16 games with the Flying Tigers before his contract was transferred to Erie on May 26.



2012 TIGERS

- Had his contract transferred from Erie to Toledo on June 11 -- made three appearances with the Mud Hens before his contract was transferred back to Erie for the remainder of the season on June 23.
- Named the 16th-best prospect in the Tigers organization following the season by *Baseball America*.
- Appeared in nine games with Surprise in the Arizona Fall League following the season, posting a 7.27 ERA (8.2IP/7ER), one save and nine strikeouts.

Assigned to Single A West Michigan to begin the 2009 season, before he was promoted to Lakeland on May 15.

- Finished 3-0 with a 1.56 ERA (17.1IP/3ER) in four outings (one start) during April -- tied for second in the Midwest League with three wins during the month, while he finished seventh with a 1.56 ERA.
- Went the distance in his first outing with Lakeland, tossing a six-hit shutout in the second game of a doubleheader on May 21 at Tampa -- tied for second in the Florida State League with one shutout.
- Sidelined August 5-22 with a left shoulder strain.

Made his professional debut with West Michigan, appearing in five games (two starts) with the club before his contract was transferred to Single A Oneonta for the remainder of the 2008 season on June 27.

- Posted a 2-2 record and 2.49 ERA (25.1IP/7ER) in five starts with Oneonta during August.

Selected by the Tigers in the 26th round of the June 2007 draft...did not pitch after signing on August 9.

PERSONAL/MISCELLANEOUS

Resides in Owasso, OK during the off-season.

- Posted an 8-1 record as a senior at Owasso High School in 2007...fired a three-hit shutout to lead his school to a 1-0 win over Edmond Memorial High School for the school's ninth state championship.
- Participated in the Tigers Winter Caravan.
- Recommended/signed by Steve Taylor for the Tigers.

MATTHEW C. HOFFMAN'S CAREER RECORD

Year	Club	W-L	ERA	G	GS	CG	SHO	SV	IP	H	AB	R	ER	HR	HB	BB	SO	WP	BK	AVG
2008	Oneonta	3-5	3.05	12	10	0	0	0	56.0	49	207	24	19	1	2	24	44	5	0	.237
	West Michigan	0-2	4.60	5	2	0	0	0	15.2	19	67	10	8	1	0	14	20	3	0	.284
2009	West Michigan	5-0	1.12	7	3	0	0	1	40.1	24	142	5	5	1	0	8	33	0	0	.169
	Lakeland	3-7	6.79	16	10	1	1	0	62.1	79	256	52	47	9	3	21	32	3	1	.309
2010	Lakeland	0-1	1.59	16	0	0	0	3	22.2	17	79	5	4	1	0	2	18	0	0	.215
	Erie	1-2	7.43	26	0	0	0	0	26.2	36	117	26	22	3	0	20	22	2	1	.308
	Toledo	0-0	10.38	3	0	0	0	0	4.1	9	19	5	5	1	0	4	4	1	0	.474
2011	Erie	0-0	54.00	1	0	0	0	0	0.1	0	1	2	2	0	0	2	0	0	0	.000
	Toledo	2-5	3.18	49	0	0	0	0	62.1	60	237	26	22	3	4	23	46	0	0	.253
MINOR LEAGUE TOTALS		14-22	4.15	135	25	1	1	4	290.2	293	1125	155	134	20	9	118	219	14	2	.260

TRANSACTIONS

- Selected by the Tigers in the 26th round of the June 2007 draft
- On disabled list, August 5-22, 2009 (left shoulder strain)
- On disabled list, July 24-August 3, 2011 (left hamstring strain)



BRYAN HOLADAY

**NON-ROSTER
INVITEE**

Born: November 19, 1987 **Opening Day Age:** 24
Birthplace: Dallas, TX **Residence:** Dallas, TX
Bats/Throws: R/R **Height/Weight:** 6-0/205
Major League Service: 0.000 **Signed Through:** 2012
How Obtained: Selected by the Tigers in the sixth round of the June 2010 draft

CATCHER - 76

SEASON HIGHLIGHTS

Spent the entire 2011 season with Double A Erie, serving as the club's primary catcher.

- Led all Eastern League catchers with 78 assists, while he tied for the lead with nine double plays.
- Collected a season-best three hits on April 29 at Altoona -- equaled the high with three hits on June 20 at Reading, June 29 versus Binghamton and August 12 at Portland.



- Compiled a season-high 11-game hitting streak April 29-May 17, batting .318 (14x44) with five doubles, a home run and nine RBI.

Made his professional debut with Single A Lakeland after being selected by the Tigers in the sixth round of the June 2010 draft.

- Collected a season-high five hits on July 9 versus Clearwater.
- Batted .365 (23x63) in 18 games during July.
- Named the 20th-best prospect and best defensive catcher in the Tigers organization following the season by *Baseball America*.

PERSONAL/MISCELLANEOUS

Resides in Dallas, TX during the off-season.

- Earned All-Mountain West Conference honors as a sophomore at Texas Christian University in 2008 after hitting .311 (68x219) with 34 runs scored, 12 doubles, two triples, a home run and 41 RBI in 62 games.
- Batted .300 (61x203) with 39 runs scored, 10 doubles, a triple, 10 home runs and 48 RBI during his junior season at Texas Christian University in 2009 to garner All-Mountain West Conference honors.
- Hit .355 (99x279) with 72 runs scored, 24 doubles, a triple, 17 home runs and 53 RBI in 68 games during his senior season at Texas Christian University in 2010 to earn All-Mountain West Conference honors...won the Coleman Company-Johnny Bench Award, the award given annually to the top catcher in collegiate baseball.
- Recommended/signed by Tim Grieve for the Tigers.

JOHN BRYAN HOLADAY'S CAREER RECORD

Year	Club	AVG	G	AB	R	H	TB	2B	3B	HR	RBI	SH	SF	HB	BB	SO	SB	CS	OBP	SLG	E
2010	Lakeland	.220	44	159	14	35	52	8	0	3	12	0	1	7	21	43	0	0	.335	.327	1
2011	Erie	.242	95	330	35	80	119	18	0	7	42	6	4	4	27	76	6	1	.304	.361	9
MINOR LEAGUE TOTALS		.235	139	489	49	115	171	26	0	10	54	6	5	11	48	119	6	1	.315	.350	10

TRANSACTIONS

- Selected by the Tigers in the sixth round of the June 2010 draft



BRANDON INGE

Born: May 19, 1977
Birthplace: Lynchburg, VA
Bats/Throws: R/R
Major League Service: 10.095

Opening Day Age: 34
Residence: Saline, MI
Height/Weight: 5-11/188
Signed Through: 2012
 (club option for 2013)

How Obtained: Selected by the Tigers in the second round of the June 1998 draft

THIRD BASEMAN - 15

CAREER HIGHLIGHTS

The 2012 season will mark Inge's 12th season at the major league level with the Tigers...marks the final year of a two-year contract, plus a club option for 2013, he agreed to terms on with the club on October 21, 2010.

- Selected to the American League's all-star squad with the Tigers in 2009 -- won the All-Star Game Final Vote, establishing an American League record with 11.8 million votes.
- Played five different positions during his career with the Tigers: catcher (376 games), third base (997 games), left field (10 games), center field (33 games) and right field (two games).
- Is third all-time in Tigers history with 997 games played at third base.
- Holds the Tigers single-season record for third basemen with 42 double plays in 2005 and 398 assists in 2006.
- Leads all American League third basemen with 1,892 assists since the start of the 2005 season, while he is second with 2,725 total chances and 731 putouts.
- Selected to participate in the Futures Game held prior to Major League Baseball's All-Star Game in 2000.

SEASON HIGHLIGHTS

The longest-tenured Tigers player, he completed his 11th season with the club in 2011 -- saw action in 102 games, marking the fewest games he has played with the club since appearing in 95 games during the 2002 season.

- Saw action in 99 games at third base during the season, passing Tom Brookens (979) to move into third place in Tigers

2012 TIGERS



2012 TIGERS

history with 997 games played at third base.

- Sideline June 2-23 with mononucleosis -- joined Triple A Toledo for an injury rehabilitation assignment on June 16... hit .250 (7x28) with two home runs in seven games with the Mud Hens.
- Designated for assignment by the Tigers on July 21 -- had his contract outrighted to Toledo on July 26.
- Hit .361 (22x61) with four doubles, four home runs and 16 RBI over a 16-game stretch with Toledo July 26-August 12.
- Returned to Detroit for the remainder of the season after his contract was purchased from Toledo on August 20.
- Collected a season-high three hits on September 4 versus the Chicago White Sox -- equaled the high with three hits on September 12 at Chicago's U.S. Cellular Field against the White Sox.
- Batted .324 (11x34) in 21 games during September.
- Hit .245 (24x98) versus lefthanded pitchers...batted .170 (29x171) with righties on the mound.
- Batted .242 (15x62) in 35 games following the all-star break...hit .184 (38x207) in 67 games prior to the all-star break.

Completed his 10th season at the major league level with the Tigers in **2010**, belting 10-or-more home runs for the seventh consecutive season.

- Led all American League third basemen with a .977 fielding percentage.
- Ninth in the American League with 134 strikeouts.
- Tabbed the third-best defensive third baseman in the American League by *Baseball America*.
- Saw action in 144 games at third base during the season, passing Travis Fryman (768), Bob Jones (774), George Kell (826) and Mike Higgins (842) to move into fourth place in Tigers history with 898 games played at third base.
- Equaled a career high with two home runs on April 26 at Texas.
- Compiled a season-high 10-game hitting streak June 3-15, batting .350 (14x40).
- Sideline July 20-August 4 with a non-displaced fracture of the fifth metacarpal in his left hand -- saw action in one game with Single A West Michigan on August 3 as part of an injury rehabilitation assignment.
- Batted .326 (15x46) with five doubles, two triples and 10 RBI in 13 games during July.
- Collected the 1,000th hit of his major league career on August 24 versus Kansas City, a single in the fourth inning off Kyle Davies -- became the 29th player in Tigers history to collect 1,000 hits with the franchise.
- Hit .288 (74x257) in 72 games at home...batted .206 (53x257) in 72 games on the road.

Returned to third base for the Tigers in **2009**, being selected to the American League's all-star squad for the first time in his career as he established a career high with 84 RBI and matched a career high with 27 home runs.

- Won the All-Star Game Final Vote, establishing an American League record with 11.8 million votes.
- Tied for the American League lead with 161 games played...second in the league with 170 strikeouts.
- Hit by a pitch 17 times during the season, tied for second most in the American League -- tied for the fifth most by a Tigers player during a single season, matching Heinie Manush (1923).
- Topped all American League third basemen with 444 total chances and 143 putouts.
- Rated as possessing the best infield arm in the American League by *Baseball America*.
- Saw action in 161 games at third base during the season, passing George Moriarty (633) and Marv Owen (717) to move into eighth place in Tigers history with 754 games played at third base.
- Homered in each of the Tigers first three games of the season April 6-8 -- according to the Elias Sports Bureau, he became the first Tigers player to ever do so.
- Reached base safely in each of his first 24 games of the season April 6-May 3 -- marked the longest such streak by a Tigers player to begin a season since Ron LeFlore reached base in 30 straight games to open the 1976 season.
- Connected for his 100th career home run on April 12 versus Texas, a solo shot in the eighth inning off C.J. Wilson.
- Played in his 1,000th career game on April 13 versus the Chicago White Sox.
- Belted his seventh home run of the season on April 26 at Kansas City and, according to the Elias Sports Bureau, he became the fifth player in Tigers history with at least seven home runs in the club's first 18 games of the season -- Cecil Fielder (1996) and Chris Shelton (2006) hit nine through the first 18 games, while Inge joined Norm Cash (1962), Al Kaline (1962) and Fielder (1992) with seven.
- Tabbed the Tigers Player of the Month for April after hitting .319 (22x69) with 17 runs scored, three doubles, seven home runs and 18 RBI in 21 games during the month -- tied for fourth in the American League with seven home runs during April, while he finished fifth with a .447 on-base percentage and .667 slugging percentage.
- Belted his fourth career grand slam on May 15 versus Oakland -- equaled a career high with five RBI.
- Belted a game-winning, two-run home run with two outs in the ninth inning on June 28 at Houston to lead the Tigers to a 4-3 win -- according to the Elias Sports Bureau, he became the sixth major league player in 2009 to hit a go-ahead home run with his team one out away from a loss and the first Tigers player to do so since Craig Monroe belted a game-winning, three-run home run in a 5-3 win over New York at Yankee Stadium on August 30, 2006.
- Selected the Tigers Player of the Month for June after batting .287 (27x94) with three doubles, a triple, six home runs and 19 RBI in 28 games -- tied for ninth in the American League with 19 RBI during the month.



- Equaled a career high with two home runs on July 12 versus Cleveland.
- Connected for his fourth career walk-off home run on August 14 versus Kansas City to lead the Tigers to a 1-0 win -- according to the Elias Sports Bureau, it marked the first time the Tigers have won a game with the only runs being scored on a game-ending home run since May 19, 1989 versus Kansas City when Lou Whitaker belted a two-run home run in the bottom of the ninth inning in Detroit's 2-0 win...additionally, it marked the first time the Tigers have posted a 1-0 win at home in walk-off fashion since May 13, 1981 versus Seattle when Ricky Peters singled in the bottom of the ninth inning to plate Kirk Gibson with the winning run.
- Belted his fifth career grand slam on September 6 at Tampa Bay -- the grand slam led the Tigers back from a 3-1 deficit to a 5-3 win in the ninth inning...according to the Elias Sports Bureau, he became the first Tigers player to hit a grand slam in the ninth inning-or-later which turned a deficit into a lead since Lou Whitaker did so in the ninth inning at Tiger Stadium on June 21, 1994 versus Cleveland to lead the Tigers to a 7-5 win after they trailed 5-3.
- Hit .500 (9x18) with 24 RBI when batting with the bases loaded.
- Batted .268 (80x299) with 21 home runs in 86 games prior to the all-star break -- according to the Elias Sports Bureau, he joined Dean Palmer (22 home runs at the all-star break in 1999) as the only two third basemen in club history to hit 20-or-more home runs prior to the all-star break...hit .186 (49x263) with six home runs in 75 games following the all-star break.
- Underwent surgery to address the chronic patellar tendinitis in both of his knees that plagued him throughout the season on November 3, a procedure performed by Dr. Stephen Lemos at the Detroit Medical Center -- the procedure involved the debridement and repair of the patellar tendon in both his left and right knees.

Completed his eighth season with the Tigers at the major league level in **2008**, showing his versatility as he saw action at four positions: catcher (60 games), third base (51 games), left field (two games) and center field (13 games).

- Played in 113 games for the Tigers, marking his fewest with the club since he played in 104 games in 2003.
- Did not commit an error in his first 110 games of the season March 31-September 26.
- Sidelined June 23-July 10 with a pulled oblique -- saw action in three games with Toledo during an injury rehab assignment July 7-9, batting .300 (3x10) with a home run and four RBI.
- Became the Tigers primary catcher following the trade of Ivan Rodriguez to the New York Yankees on July 30 -- started behind the plate in 33 of the club's next 42 games before returning to third base.
- Batted .238 (43x181) with eight home runs in 60 games at Comerica Park...hit .169 (28x166) with three home runs in 53 games on the road.
- Second among all American League catchers with 11 passed balls.

Completed his third full season as Detroit's primary third baseman in **2007**.

- Led all American League third basemen with 434 total chances and 325 assists, while he tied for the lead with 18 errors.
- Hit by a pitch 11 times, tied for ninth most in the league...fourth in the league with 150 strikeouts.
- Rated as possessing the second-best infield arm in the American League by *Baseball America*.
- Swiped a career-high two bases on April 14 at Toronto.
- Batted .373 (19x51) over a 15-game stretch May 6-22, collecting four doubles, four home runs and nine RBI.
- Sustained a small chip fracture of his left great toe after being hit by a pitch on May 29 at Tampa Bay -- missed five games before returning to action on June 5 at Texas.
- Collected a career-high five RBI on June 10 versus the New York Mets.
- Hit .343 (24x70) with 15 runs scored, six doubles, three home runs and 19 RBI in 21 games during June -- 10th in the American League during the month with a .440 on-base percentage and tied for 11th with 19 RBI.
- Established a career high with three doubles on August 27 versus the New York Yankees.
- Tied for seventh in the American League with two triples during August.
- Hit safely in a season-high seven straight games September 4-10, batting .435 (10x23) with a double, two home runs and five RBI.
- Connected for a solo home run on September 6 versus the Chicago White Sox -- his first home run since July 21 versus Kansas City, snapping a stretch of 135 at-bats without a home run.
- Hit .333 (37x111) against lefthanded pitchers -- 10th in the American League with a .419 on-base percentage against lefties...batted .209 (83x397) with righties on the mound.
- Seventh in the American League with 4.23 pitches per plate appearance.

Established career highs with 83 runs scored, 27 home runs and 83 RBI with the Tigers during the **2006** season.

- Belted 27 home runs at third base, the most by a Tigers third baseman since Dean Palmer hit 38 home runs in 1999.
- Rated as possessing the second-best infield arm and named the third-best defensive third baseman in the American League by *Baseball America*.
- Belted a lead-off home run on April 6 at Texas -- fifth career lead-off home run.



2012 TIGERS

- Equaled a career high with two home runs on April 14 versus Cleveland -- connected for two home runs on June 18 at Chicago's Wrigley Field against the Cubs to match the high.
- Tied for ninth in the American League with seven home runs during May -- batted .220 (20x91) with 19 RBI in 28 games during the month.
- Hit safely in 11-of-12 games July 13-25, batting .439 (18x41) with four doubles, three home runs and 13 RBI.
- Belted his third career grand slam on September 15 versus Baltimore, connecting against Senny Rleal.
- Managed a .221 batting average (65x294) in 85 games prior to the all-star break...batted .290 (72x248) in 74 games following the all-star break.
- Led all American League third basemen with 555 total chances and 398 assists, while he was second with 22 errors and third with 135 putouts -- established a franchise record for assists by a third baseman.
- Collected three hits in Game One of the American League Championship Series on October 10 at Oakland, matching the club record for hits in a league championship series game.

Established career highs in nearly every offensive category for the Tigers in **2005**, including games played (160), at-bats (616), runs scored (75), hits (161), total bases (258), doubles (31), triples (9), home runs (16), RBI (72) and stolen bases (7).

- Fifth in the American League with nine triples and tied for eighth with 160 games played...second in the league with 140 strikeouts.
- His 160 games played at third base were the most by a Tigers third baseman since Aurelio Rodriguez played in 160 games during the 1973 season.
- Equaled a career best with a 13-game hitting streak April 13-28, batting .365 (19x52) with 12 runs scored, two doubles, two triples, a home run and nine RBI.
- In 22 games during April, he hit .333 (27x81) with 17 runs scored, three doubles, three triples, two home runs and 13 RBI -- ninth in the American League with a .419 on-base percentage during the month, while he tied for 11th with 17 runs scored and tied for 12th with a .333 batting average.
- Led off the game on May 8 at Angel Stadium of Anaheim with a home run off Jarrod Washburn of the Los Angeles Angels of Anaheim, his first career lead-off home run -- led off the game with a home run three more times during the season: May 31 versus Texas (Kenny Rogers), June 18 versus San Francisco (Kirk Rueter) and July 18 at Chicago's U.S. Cellular Field against the White Sox (Orlando Hernandez).
- Tied for eighth in the league with 32 hits and 15 walks during May -- hit .294 (32x109) with 15 runs scored, six doubles, two triples, three home runs and 10 RBI in 27 games.
- Cleared the center field fence at Comerica Park with a home run on June 14 versus San Diego -- cleared the fence two more times during the season (June 18 versus San Francisco and September 26 against the Chicago White Sox) to become the first player to homer three times to center field at Comerica Park.
- Did not play on July 26 at Seattle, snapping his 141 consecutive games played streak dating back to August 20, 2004.
- Belted two home runs on September 26 versus the Chicago White Sox to match a career high.
- Matched a career best with four hits versus the Chicago White Sox on September 29.
- Hit .282 (87x308) in 80 games at Comerica Park...in 80 games on the road, he batted .240 (74x308).
- Batted .285 (85x298) with a .371 on-base percentage when hitting in the lead-off spot -- fourth in the league with the .371 on-base percentage.
- Averaged 4.00 pitches per plate appearance, 11th most in the league.
- Fanned once every 4.96 plate appearances, ninth highest in the league.
- Led all league third basemen with 530 total chances, 378 assists and 23 errors, while he was second with 129 putouts.
- His 530 total chances at third base were the most by a Tigers player since Aurelio Rodriguez posted 536 total chances in 1975...most total chances by a major league third baseman since Robin Ventura accepted 536 total chances for the Chicago White Sox in 1992.
- His 378 assists at third base were the most by a Tigers player since Aurelio Rodriguez established the club record with 389 in 1974.
- Participated in 42 double plays at third base, the most in Tigers history -- also, the most by a major league third baseman since Cincinnati's Aaron Boone participated in 42 double plays in 2002.

Established career highs in nearly every offensive category for the Tigers in **2004** and displayed versatility by seeing action as the catcher (39), at third base (73), in left field (seven), center field (19) and right field (two).

- Tied for seventh in the American League with seven triples.
- Posted a 10-game hitting streak April 15-24, batting .455 (15x33) with eight runs scored, two doubles, a triple, two home runs and 10 RBI.
- Belted his first career grand slam on April 23 versus Cleveland's Jason Anderson...added a second grand slam on April 27 against Anaheim's Scot Shields -- tied for fourth in the league with two grand slams.



- Became the first major leaguer since Kansas City's Roger Maris on August 3, 1958 versus Washington to triple and hit a grand slam in the same inning after pulling off the feat in the sixth inning on April 23 versus Cleveland.
- Collected three outfield assists on April 27 versus Anaheim, two from left field and one from center field -- first major league outfielder with three assists in a single game since Florida's Mark Kotsay on July 16, 2000 at Baltimore.
- In 18 games during April, he hit .333 (18x54) with nine runs scored, two doubles, a triple, three home runs and 15 RBI -- tied for 16th in the league with his .333 batting average during the month.
- Did not commit an error in 38 consecutive games May 1-June 23, a stretch of 151 total chances at catcher, third base, in left field, center field and right field.
- Hit .372 (16x43) in 20 games during June -- fourth in the league with a .372 batting average during the month.
- Scratched from the lineup on June 26 versus Arizona due to a right hand injury resulting from being hit during a sacrifice bunt attempt on June 25 against Arizona...X-rays revealed a non-displaced fracture of his right index finger and he was placed on the disabled list retroactive to June 26 with the injury on June 27.
- After being reinstated from the disabled list on July 15, he played in 72 of the club's final 75 games.
- Collected a career-best four hits on July 26 at Cleveland -- equaled the high with four hits at Anaheim on August 13.
- In 27 games during August, he batted .306 (26x85) with three doubles, two triples, a home run and 13 RBI.
- Recorded a career-high 13-game hitting streak September 3-17, batting .365 (19x52) with a double, triple, home run and six RBI.
- Hit .286 (28x98) with four doubles, a triple, two home runs and 12 RBI in 27 games during September.
- Batted .327 (55x168) with lefties on the mound, compared to .258 (62x240) against righthanded pitchers.
- Hit .284 (31x109) with runners in scoring position.
- Batted .455 (5x11) with 18 RBI when hitting with the bases loaded -- his 18 RBI tied for 11th in the league.
- Hit .319 (68x213) when playing third base, compared to .238 (29x122) when catching and .257 (18x70) when playing in the outfield.
- Tied for eighth among league third basemen with 12 errors.

Second among all American League catchers with a .996 fielding percentage in his third season with the Tigers in **2003**.

- Did not commit an error in his first 57 games behind the plate March 31-June 15.
- Established a career high with two home runs on May 7 at Baltimore.
- Optioned to Toledo by the Tigers on June 17.
- Hit safely in 15 of his 16 games with the Mud Hens July 2-21, batting .339 (20x59) with five doubles, three home runs and seven RBI.
- Recalled from Toledo by the Tigers on August 6 -- hit safely in his first 12 games back with the Tigers August 7-19, batting .404 (19x47) with six doubles, a home run and eight RBI...marked the longest hitting streak by a Tigers catcher since Joe Oliver hit safely in 13 straight games April 28-May 22, 1998.
- Hit .325 (27x83) with six doubles, a triple, three home runs and 14 RBI in 22 games during August.
- Fourth among American League catchers by throwing out 30.0 percent of baserunners attempting to steal (30x100).
- Topped all league catchers with 11 double plays.

Began the **2002** season with Toledo before becoming the Tigers regular catcher following his recall on April 22 -- started 94 games behind the plate for the Tigers.

- Named the best defensive catcher in the International League by *Baseball America*.
- Belted his first major league home run on April 28 versus Minnesota, a solo shot off Brad Radke in the fourth inning.
- Sidelined May 12-27 with a dislocated left shoulder -- hit .308 (8x26) with two doubles, two triples, a home run and nine RBI in eight games during an injury rehab assignment with Toledo May 17-25.
- Second among all American League catchers with a .998 fielding percentage...tied for third among league catchers with 10 passed balls.
- Underwent arthroscopic surgery to repair his left shoulder on October 9, a procedure performed by Dr. Kyle Anderson in Detroit.

Made the Tigers Opening Day roster out of Spring Training in **2001**, seeing his first major league action.

- Made his major league debut on April 3 versus Minnesota, starting behind the plate for the Tigers -- first rookie to start behind the plate for the Tigers on Opening Day since John Sullivan on April 12, 1965 at Kansas City.
- Doubled in the third inning off Jim Parque on April 6 at Chicago's Comiskey Park against the White Sox for his first major league hit.
- Dislocated his left shoulder sliding head-first into home plate on June 24 versus Minnesota -- sidelined June 25-August 6 with the dislocated left shoulder.
- Assigned to the Gulf Coast League Tigers as part of an injury rehab assignment on July 25 -- saw action in three games before his injury rehab assignment was transferred to West Michigan on July 29.



2012 TIGERS

- Had his injury rehab assignment transferred to Toledo on August 2 -- optioned to Toledo on August 6 after being reinstated from the disabled list by the Tigers.
- Compiled a 12-game hitting streak August 5-17 with the Mud Hens, batting .405 (17x42) with seven doubles, two home runs and 10 RBI.
- Recalled from Toledo by the Tigers on September 1.
- Threw out 42.3 percent of baserunners attempting to steal (22x52) with the Tigers...fourth among all American League catchers with 10 passed balls.
- Named the 67th-best prospect in baseball prior to the season by *Baseball America*.
- Played for Escogido in the Dominican Winter League following the season...batted .259 (15x58) with two doubles, a triple and three RBI in 17 games.

Opened the **2000** season with Double A Jacksonville before being promoted to Toledo in July...appeared in 133 games between the two levels.

- Selected to the Southern League's mid- and post-season all-star squads.
- Participated in the Futures Game held at Turner Field in Atlanta prior to the Major League Baseball All-Star Game.
- Named the best defensive catcher in the Southern League by *Baseball America*...led all league catchers with a .990 fielding percentage.
- Posted a season-high eight-game hitting streak April 15-24, batting .500 (16x32) with five runs, five doubles, a triple, two home runs and 16 RBI.
- Collected an RBI in 10 consecutive games April 15-26, totaling 19 RBI.
- Drove in a season-high five runs, belting a grand slam, against Birmingham on April 21.
- Earned Southern League Player of the Week honors for April 21-27.
- Named the Tigers Minor League Player of the Month for April, hitting .353 (30x85) with 14 runs, 11 doubles, a triple, two home runs and 24 RBI in 22 games.
- Finished with a season-high four hits and matched a season high with five RBI versus Carolina on May 5.
- Hit safely in nine-of-10 games May 14-24, batting .351 (13x37) with six runs, six doubles, a home run and two RBI.
- Named the 17th-best prospect in both the International League and Southern League following the season by *Baseball America*.
- Named the top prospect in the Tigers organization following the season by *Baseball America*.
- Rated as the best defensive catcher in the Tigers organization following the season by *Baseball America*.
- Hit .293 (22x75) with 15 runs, four doubles, three home runs, 10 RBI and three stolen bases for the Scottsdale Scorpions in the Arizona Fall League following the season...named to the Arizona Fall League's All-Prospect team.

Spent his second year in professional baseball with West Michigan in **1999**, making 95 starts behind the plate after being converted from a shortstop to catcher in 1998.

- Collected a season-high four hits on May 23 at Clinton.
- Compiled a 12-game hitting streak June 10-26, tying for the team's longest streak in 1999...batted .350 (14x40) during that stretch with eight doubles, two home runs and 12 RBI.
- Drilled a grand slam on July 14 against South Bend, collecting a season-high four RBI.
- Led Midwest League catchers with 114 assists...posted a .990 fielding percentage, committing eight errors.
- Named Most Valuable Player of the California Fall League after batting .407 (35x86) with 35 runs scored, seven doubles, four triples, eight home runs and 28 RBI for Lancaster following the season...led the league with a .407 batting average, while he tied for the league lead with four triples.

Made his professional debut in **1998** with Single A Jamestown as he was converted from a shortstop to catcher.

- Led the Jammers in doubles (10), home runs (8) and RBI (29)...finished third on the team with 44 hits.

PERSONAL/MISCELLANEOUS

He, his wife Shani and sons Tyler Mason (10/6/04) and Samuel Chase (8/9/07) reside in Saline, MI in the off-season.

- All-Colonial Athletic Conference as a relief pitcher during his freshman season at Virginia Commonwealth University in **1996**...posted a 6-2 record, 4.19 ERA and eight saves in 21 games on the mound...he hit .333 (68x204) with 34 runs, 15 doubles, three triples, four home runs, 41 RBI and six stolen bases.
- Played for Wayne in the Shenandoah Valley League during the summer of **1996**...hit .322 (39x121) with 26 runs, four doubles, three triples, three home runs, 14 RBI and nine stolen bases.
- Was an All-Colonial Athletic Association selection as both a shortstop and relief pitcher during his sophomore season in **1997**...batted .343 (62x181) with 47 runs, 10 doubles, two triples, nine home runs, 42 RBI and nine stolen bases.
- Named to the Cape Cod League's all-star squad during the summer of **1997** after hitting .265 (40x151) with 14 doubles, five home runs and 19 RBI for Bourne.
- Selected as the Colonial Athletic Association Co-Player of the Year as a junior in **1998** as he led his team to its



second straight league title.

- All-Colonial Athletic Association as a relief pitcher in **1998**...posted a 5-2 record, 2.09 ERA and 11 saves in 23 games ...batted .330 (70x212) with 68 runs, 21 doubles, five triples, 15 home runs, 61 RBI and 21 stolen bases.
- Led the conference with 68 runs, five triples and 11 saves as a junior in **1998**.
- Named a Second-Team All-American by *Baseball America* in **1998**.
- Batted .335 with 28 home runs and 144 RBI over his three-year career at VCU.
- Inducted into the Virginia Commonwealth University Athletics Hall of Fame on December 11, **2004**.
- Had his high school jersey uniform number seven retired by Brookville High School in Lynchburg, VA in **2006**.
- Actively participates with Tigers Dreams Come True and the Detroit Tigers Autographed Memorabilia Donation Program, participates in Autographs for a Cause (donated funds to C.S. Mott Children's Hospital), served as a judge for the Comerica Bank Grand Slam Grant program providing a \$10,000 grant to support a Michigan high school baseball/softball program and participated in the Tigers Winter Caravan.
- Recommended/signed by Rob Guzik for the Tigers.

CHARLES BRANDON INGE'S CAREER RECORD

Year	Club	AVG	G	AB	R	H	TB	2B	3B	HR	RBI	SH	SF	HB	BB	SO	SB	CS	OBP	SLG	E
1998	Jamestown	.230	51	191	24	44	80	10	1	8	29	0	1	6	17	53	8	8	.312	.419	6
1999	West Michigan	.244	100	352	54	86	142	25	2	9	46	2	6	3	39	87	15	3	.320	.403	8
2000	Jacksonville	.258	78	298	39	77	122	25	1	6	53	1	5	0	26	73	10	3	.313	.409	5
	Toledo	.221	55	190	24	42	72	9	3	5	20	1	1	1	15	51	2	1	.280	.379	3
2001	GCL Tigers#	.100	3	10	1	1	4	0	0	1	2	0	0	0	2	2	0	0	.250	.400	0
	West Michigan#	.188	4	16	3	3	4	1	0	0	2	0	0	1	2	5	0	0	.316	.250	0
	Toledo	.289	27	90	11	26	45	11	1	2	15	1	3	1	7	24	1	0	.337	.500	2
	DETROIT	.180	79	189	13	34	45	11	0	0	15	2	2	0	9	41	1	4	.215	.238	4
2002	Toledo	.262	21	65	10	17	36	2	4	3	13	2	1	2	11	16	1	3	.380	.554	4
	DETROIT	.202	95	321	27	65	107	15	3	7	24	1	1	4	24	101	1	3	.266	.333	1
2003	Toledo	.275	39	142	15	39	63	9	0	5	15	1	0	0	11	23	3	1	.327	.444	0
	DETROIT	.203	104	330	32	67	112	15	3	8	30	4	3	5	24	79	4	4	.265	.339	2
2004	DETROIT	.287	131	408	43	117	185	15	7	13	64	8	6	4	32	72	5	4	.340	.453	16
2005	DETROIT	.261	160	616	75	161	258	31	9	16	72	6	6	3	63	140	7	6	.330	.419	23
2006	DETROIT	.253	159	542	83	137	251	29	2	27	83	4	5	7	43	128	7	4	.313	.463	22
2007	DETROIT	.236	151	508	64	120	191	25	2	14	71	7	4	11	47	150	9	2	.312	.376	18
2008	Toledo#	.300	3	10	2	3	6	0	0	1	4	0	0	0	2	2	0	0	.417	.600	0
	DETROIT	.205	113	347	41	71	128	16	4	11	51	5	4	8	43	94	4	3	.303	.369	1
2009	DETROIT	.230	161	562	71	129	228	16	1	27	84	1	3	17	54	170	2	5	.314	.406	20
2010	West Michigan#	.400	1	5	0	2	4	2	0	0	1	0	0	0	0	2	0	0	.400	.800	0
	DETROIT	.247	144	514	47	127	204	28	5	13	70	0	7	5	54	134	4	3	.321	.397	9
2011	Toledo	.287	29	108	18	31	56	4	0	7	19	0	0	1	17	30	0	0	.389	.519	1
	DETROIT	.197	102	269	29	53	76	10	2	3	23	5	3	2	24	74	1	1	.265	.283	9
MINOR LEAGUE TOTALS		.251	411	1477	201	371	634	98	12	47	219	8	17	15	149	368	40	19	.323	.429	29
MAJOR LEAGUE TOTALS		.235	1399	4606	525	1081	1785	211	38	139	587	43	44	66	417	1183	45	39	.305	.388	125

2012 TIGERS

TRANSACTIONS

- Selected by the Tigers in the second round of the June 1998 draft
- On temporarily inactive list, July 8-10, 2000 (Participating in Futures Game)
- On disabled list, June 25-August 6, 2001 (dislocated left shoulder)
- On disabled list, May 12-27, 2002 (dislocated left shoulder)
- On disabled list, June 26-July 15, 2004 (non-displaced fracture of right index finger)
- On disabled list, June 23-July 10, 2008 (pulled oblique)
- On disabled list, July 20-August 4, 2010 (non-displaced fracture of the fifth metacarpal in his left hand)
- On disabled list, June 2-23, 2011 (mononucleosis)

ALL-STAR GAME RECORD

Year	League/Site	POS.	AVG	AB	R	H	TB	2B	3B	HR	RBI	SH	SF	HB	BB	SO	SB	CS	OBP	SLG	E
2009	AL/St. Louis	3B	.000	1	0	0	0	0	0	0	0	0	0	0	0	0	0	0	.000	.000	0

DIVISION SERIES RECORD

Year	Club/Opp.	AVG	G	AB	R	H	TB	2B	3B	HR	RBI	SH	SF	HB	BB	SO	SB	CS	OBP	SLG	E
2006	DET vs. NYY	.133	4	15	1	2	2	0	0	0	0	1	0	0	0	6	0	0	.133	.133	0
2011	DET vs. NYY	.429	4	7	3	3	4	1	0	0	0	0	0	1	0	0	0	0	.500	.571	0
DIVISION SERIES TOTALS		.227	8	22	4	5	6	1	0	0	0	1	0	1	0	6	0	0	.261	.273	0



2012 TIGERS

LEAGUE CHAMPIONSHIP SERIES RECORD

Year	Club/Opp.	AVG	G	AB	R	H	TB	2B	3B	HR	RBI	SH	SF	HB	BB	SO	SB	CS	OBP	SLG	E
2006	DET vs. OAK	.333	4	12	3	4	8	1	0	1	3	0	1	0	3	3	0	0	.438	.667	0
2011	DET vs. TEX	.267	6	15	3	4	7	0	0	1	1	1	0	0	3	3	0	0	.389	.467	0
LCS TOTALS		.296	10	27	6	8	15	1	0	2	4	1	1	0	6	6	0	0	.412	.556	0

WORLD SERIES RECORD

Year	Club/Opp.	AVG	G	AB	R	H	TB	2B	3B	HR	RBI	SH	SF	HB	BB	SO	SB	CS	OBP	SLG	E
2006	DET vs. STL	.353	5	17	0	6	8	2	0	0	1	0	0	0	1	6	0	0	.389	.471	3

CAREER FIELDING

	G	TC	PO	A	E	DP	PCT
Catcher	376	2119	1893	216	10	22	.995
Third Base	997	2910	773	2023	114	204	.961
Outfield	41	79	71	7	1	1	.987

IN-DEPTH CATCHING STATISTICS

Year	G	SB	CS	CS %	CERA	PB	CPKO
2001	79	30	22	42.3%	4.89	10	0
2002	94	44	13	22.8%	4.77	10	3
2003	104	70	30	30.0%	5.15	5	1
2004	39	30	18	37.5%	5.09	4	0
2008	60	26	10	27.8%	5.62	11	0
Totals	376	200	93	31.7%	5.07	40	4

* - Does not include pitcher-assisted caught stealing

CAREER HIGHS

Hits: 4 (three times) - last, September 29, 2005 vs. Chicago White Sox

Home Runs: 2 (six times) - last, April 26, 2010 at Texas

RBI: 5 (twice) - last, May 15, 2009 vs. Oakland

Stolen Bases: 2 - April 14, 2007 at Toronto

Hitting Streak: 13 (twice) - last, April 13-28, 2005

GRAND SLAMS (5)

April 23, 2004 vs. Cleveland (Jason Anderson)
May 15, 2009 vs. Oakland (Dan Giese)

April 27, 2004 vs. Anaheim (Scot Shields)
September 6, 2009 at Tampa Bay (Russ Springer)

September 15, 2006 vs. Baltimore (Sandy Rieal)

TWO HOME RUN GAMES (6)

May 7, 2003 at Baltimore
June 18, 2006 at Chicago Cubs

September 26, 2005 vs. Chicago White Sox
July 12, 2009 vs. Cleveland

April 14, 2006 vs. Cleveland
April 26, 2010 at Texas



AUSTIN JACKSON

Born: February 1, 1987

Birthplace: Denton, TX

Bats/Throws: R/R

Major League Service: 2.000

How Obtained: Acquired by the Tigers along with Phil Coke and Ian Kennedy from the New York Yankees, in exchange for Curtis Granderson on December 9, 2009

Opening Day Age: 25

Residence: Denton, TX

Height/Weight: 6-1/185

Signed Through: 2012

OUTFIELDER - 14

CAREER HIGHLIGHTS

The 2012 season will mark Jackson's third season with the Tigers.

- Selected American League Player of the Week once during his career.
- Named the American League Rookie of the Month with the Tigers in April of 2010.

SEASON HIGHLIGHTS

Completed his second season with the Tigers in **2011**, establishing career highs with 11 triples and 10 home runs.

- Tied for the lead in the American League with 11 triples -- first Tigers player to lead the league in triples since Curtis Granderson did so with 13 triples during the 2008 season...second in the league with 181 strikeouts, while he tied for fourth with 14 sacrifice hits.



- Finished the season with 22 doubles, 11 triples, 10 home runs and 22 stolen bases -- marked the 18th time a Tigers player has posted double-digit totals during a single season in those four categories...he is first Tigers player to accomplish the feat since Curtis Granderson did so in both 2007 and 2008.
- Compiled a career-best 12-game hitting streak May 6-20, batting .346 (18x52) with five doubles, two home runs and eight RBI.
- Established a career high with four RBI on May 9 at Toronto.
- Led off the game on May 13 versus Kansas City with a home run off Luke Hochevar, his third career lead-off home run -- connected for his fourth career lead-off home run on August 25 at Tampa Bay off Jeremy Hellickson.
- Collected two triples on June 11 versus Seattle to establish a career high -- matched the high with two triples on September 3 versus the Chicago White Sox.
- Batted .291 (32x110) with three doubles, four triples, a home run and nine RBI in 28 games during June.
- Tabbed the American League Player of the Week for August 29-September 4 -- hit .529 (18x34) with 13 runs scored, three doubles, three triples, two home runs and five RBI in seven games during the week.
- Collected a season-best four hits on August 31 versus Kansas City -- equaled the best with four hits on September 3 versus the Chicago White Sox.
- Hit .271 (76x280) in 75 games at home...batted .228 (71x311) in 78 games on the road.
- Collected three hits in Game Three of the American League Championship Series on October 11 versus Texas -- matched the franchise record for hits by a Tigers player during an American League Championship Series game.

In his first season with the Tigers organization in **2010**, he topped all American League rookies with 103 runs scored, 181 hits, 247 total bases, 48 extra-base hits, 34 doubles, 10 triples and 27 stolen bases.

- Named the American League Rookie of the Year by *The Sporting News*, as well as being tabbed the American League Outstanding Rookie in the Players Choice Award balloting.
- Selected to the TOPPS Rookie All-Star squad.
- Tabbed the Detroit Sports Broadcasters Association Tigers Rookie of the Year.
- Tied for second in the American League with 10 triples, while he tied for sixth with 103 runs scored and finished ninth with 618 at-bats and 181 hits...led the league with 170 strikeouts.
- Became just the fourth player in major league history since 1901 to collect at least 100 runs scored, 180 hits, 30 doubles, 10 triples and 25 stolen bases as a rookie -- joined Joe Jackson (1911), Juan Samuel (1984) and Hanley Ramirez (2006) in accomplishing the feat.
- Scored 103 runs to become just the sixth rookie in Tigers history to score at least 100 runs -- his 103 runs scored marked the most by a Tigers rookie since Barney McCosky scored 120 runs in 1939.
- His 181 hits marked the most by a Tigers rookie since Harvey Kuenn finished with 209 hits in 1953.
- Registered 16 games with three-or-more hits, marking the most by a Tigers rookie since Harvey Kuenn finished the 1953 season with 21 such games.
- Made his major league debut for the Tigers on April 5 at Kansas City, hitting lead-off and playing center field -- first Tigers player to bat lead-off in his major league debut on Opening Day since Jake Wood did so in 1961, while he became the first Tigers player to make his major league debut on Opening Day as the starting center fielder since Barney McCosky did so in 1939.
- Collected his first major league hit on April 5 at Kansas City, a run-scoring double off Robinson Tejeda.
- Led off the game on April 25 at Texas with his first major league home run off Colby Lewis -- connected for his second career lead-off home run on August 17 at Yankee Stadium off New York's CC Sabathia.
- Compiled a 10-game hitting streak April 28-May 9, batting .478 (22x46).
- Collected a career-high five hits on April 30 versus the Los Angeles Angels of Anaheim -- became the first Tigers rookie with five hits in a game since Curtis Granderson did so on September 18, 2005 at the Los Angeles Angels of Anaheim.
- Tabbed the American League Rookie of the Month for April after hitting .364 (36x99) with 20 runs scored, six doubles, two triples, a home run and seven RBI in 23 games -- led all American League players with 36 hits during the month, while he finished third with a .364 batting average and tied for third with 20 runs scored.
- Established a career high with an 11-game hitting streak June 26-July 7, batting .333 (15x45).
- Recorded a 10-game hitting streak July 16-25, batting .444 (20x45).
- Hit .314 (32x102) with 16 runs scored, seven doubles, four triples and six RBI in 24 games during July.
- Batted .317 (144x454) versus righthanded pitchers -- 10th-best in the American League...hit .226 (37x164) versus lefthanded pitchers.
- Hit .310 (92x297) in 75 games at home...batted .277 (89x321) in 76 games on the road.
- Tied for eighth among all American League outfielders with nine assists.

Named the International League's Rookie of the Year with Triple A Scranton/Wilkes-Barre as he led the league with nine

2012 TIGERS



2012 TIGERS

triples during the **2009** season.

- Second in the International League with 151 hits, while he finished third with 504 at-bats and tied for third with 132 games played.
- Selected to the International League's mid-season all-star squad.
- Tabbed the best hitting prospect in the International League by *Baseball America*.
- Hit .386 (17x44) over a 10-game hitting streak April 9-25.
- Sixth in the International League with a .371 batting average (23x62) in 16 games during April.
- Compiled an 11-game hitting streak May 17-28, batting .395 (17x43) with four doubles, a triple and seven RBI.
- Seventh in the International League with a .339 batting average (37x109) in 30 games during May.
- Batted .320 (8x25) with three doubles and two RBI in seven games during the International League playoffs.
- Named the third-best prospect and best defensive outfielder in the Tigers organization following the season by *Baseball America*.

Earned Eastern League mid-season all-star honors as he spent the entire **2008** season with Double A Trenton.

- Second in the Eastern League with 520 at-bats, while he tied for third with 148 hits and tied for fourth with 75 runs scored and 33 doubles.
- Tabbed the best defensive outfielder in the Eastern League by *Baseball America*.
- Compiled a season-high 12-game hitting streak April 12-23, batting .340 (18x53).
- Collected a season-best seven RBI on May 21 at Reading -- equaled the high with seven RBI on June 1 at New Britain.
- Tied for third in the Eastern League with five home runs during June, while he tied for fourth with 21 RBI.
- Batted .553 (21x38) over an 11-game hitting streak July 11-24.
- Tabbed the Eastern League Player of the Week for July 14-20 after hitting .643 (9x14) with three doubles, a home run and two RBI in four games.
- Tied for seventh in the Eastern League with a .330 batting average (35x106) in 28 games during July.
- Sidelined August 23-30 with a left lumbar spine muscle strain.
- Selected the Most Valuable Player of the Eastern League playoffs after hitting .259 (7x27) with two doubles, two home runs and seven RBI in seven games as Trenton captured the league's championship.
- Named the top prospect in the Yankees organization and 10th-best prospect in the Eastern League following the season by *Baseball America*.
- Saw action in 28 games for Peoria in the Arizona Fall League following the season, batting .246 (28x114) with six doubles, three triples, a home run and 18 RBI.

Combined to hit .304 (151x496) with 88 runs scored, 32 doubles, seven triples, 13 home runs, 59 RBI and 33 stolen bases in 128 games with Single A Charleston, Single A Tampa and Scranton/Wilkes-Barre during the **2007** season to earn the Kevin Lawn Award as the Yankees top minor league position player.

- Sidelined April 18-28 with a right hip strain.
- Batted .405 (15x37) over the course of a 10-game hitting streak April 30-May 10.
- Compiled a 12-game hitting streak May 23-June 4, batting .306 (15x49).
- Transferred from Charleston to Tampa on June 22 -- posted a 16-game hitting streak July 1-17, batting .387 (24x62) with four doubles, two triples, four home runs and 11 RBI.
- Hit .357 (40x112) with eight doubles, three triples, six home runs and 16 RBI in 29 games during July -- led the Florida State League with 72 total bases, while he was third with a .357 batting average and tied for fifth with six home runs.
- Transferred from Tampa to Scranton/Wilkes-Barre on September 2 -- saw action in one game before his contract was then transferred to Trenton on September 5.
- Saw action in eight games with Trenton during the Eastern League playoffs, hitting .200 (7x35) with a double and four RBI as the club captured the league's championship.
- Named the second-best prospect in the Yankees organization and 10th-best prospect in the Florida State League following the season by *Baseball America*.
- Hit .271 (36x133) with 10 doubles, five triples, three home runs and 22 RBI in 39 games for Honolulu in the Hawaii Winter League following the season to earn league all-star honors...named the second-best prospect in the Hawaii Winter League following the season by *Baseball America*.

Selected to the South Atlantic League's mid-season all-star squad as he spent the entire **2006** season with Charleston.

- Led the South Atlantic League with 535 at-bats, while he tied for third with 134 games played.
- Hit .321 (27x84) with 20 runs scored, four doubles, a triple, home run and 12 RBI in 22 games during April.
- Named the 18th-best prospect in the Yankees organization following the season by *Baseball America*.

Made his professional debut with the Gulf Coast League Yankees after being selected by New York in the eighth round of the June **2005** draft.



- Compiled a 16-game hitting streak August 1-18, batting .379 (25x66).
- Tied for 10th in the Gulf Coast League with a .354 batting average (29x82) in 20 games during August.
- Named the fifth-best prospect in the Yankees organization and 11th-best prospect in the Gulf Coast League following the season by *Baseball America*.

PERSONAL/MISCELLANEOUS

Resides in Denton, TX during the off-season.

- Graduated from Ryan High School in Texas in **2005**.
- Actively participates with Tigers Dreams Come True and the Detroit Tigers Autographed Memorabilia Donation Program, participates in Autographs for a Cause (donated funds to Denton Ryan Raiders), recorded a public service announcement to support anti-bullying campaign with CBS Radio stations, recorded a public service announcement to support Play Baseball Detroit and encourage youth to lead active and healthy lifestyles, participated in a pre-game ceremony to recognize the winners of the 2011 Detroit Tigers Jackie Robinson Art, Essay and Poetry contest, attended and sponsored several families from area pediatric hospitals to attend "Keeping Kids in the Game" and participated in the Tigers Winter Caravan.

AUSTIN J. JACKSON'S CAREER RECORD

Year	Club	AVG	G	AB	R	H	TB	2B	3B	HR	RBI	SH	SF	HB	BB	SO	SB	CS	OBP	SLG	E
2005	GCL Yankees	.304	40	148	32	45	60	11	2	0	14	0	4	1	18	26	11	2	.374	.405	0
2006	Charleston	.260	134	535	90	139	185	24	5	4	47	5	4	6	61	151	37	12	.340	.346	3
2007	Charleston	.260	60	235	33	61	88	16	1	3	25	1	2	4	24	59	19	6	.336	.374	3
	Tampa	.345	67	258	53	89	146	15	6	10	34	0	2	2	22	48	13	5	.398	.566	1
	Scranton/WB	.333	1	3	2	1	2	1	0	0	0	0	0	0	2	2	1	0	.600	.667	0
2008	Trenton	.285	131	520	75	148	218	33	5	9	69	2	4	2	56	113	19	6	.354	.419	3
2009	Scranton/WB	.300	132	504	67	151	204	23	9	4	65	1	6	6	40	123	24	4	.354	.405	2
2010	DETROIT	.293	151	618	103	181	247	34	10	4	41	3	3	4	47	170	27	6	.345	.400	6
2011	DETROIT	.249	153	591	90	147	221	22	11	10	45	14	3	4	56	181	22	5	.317	.374	3
MINOR LEAGUE TOTALS		.288	565	2203	352	634	903	123	28	30	254	9	22	21	223	522	124	35	.356	.410	12
MAJOR LEAGUE TOTALS		.271	304	1209	193	328	468	56	21	14	86	17	6	8	103	351	49	11	.331	.387	9

2012 TIGERS

TRANSACTIONS

- Selected by the New York Yankees in the eighth round of the June 2005 draft
- On disabled list, April 18-28, 2007 (right hip strain)
- On disabled list, August 23-30, 2008 (left lumbar spine muscle strain)
- Acquired by the Tigers along with Phil Coke and Ian Kennedy from the New York Yankees, in exchange for Curtis Granderson on December 9, 2009

DIVISION SERIES RECORD

Year	Club/Opp.	AVG	G	AB	R	H	TB	2B	3B	HR	RBI	SH	SF	HB	BB	SO	SB	CS	OBP	SLG	E
2011	DET vs. NYY	.125	5	16	3	2	3	1	0	0	0	1	0	0	4	8	1	0	.300	.188	0

LEAGUE CHAMPIONSHIP SERIES RECORD

Year	Club/Opp.	AVG	G	AB	R	H	TB	2B	3B	HR	RBI	SH	SF	HB	BB	SO	SB	CS	OBP	SLG	E
2011	DET vs. TEX	.240	6	25	3	6	10	1	0	1	4	0	0	1	3	11	0	1	.345	.400	1

CAREER FIELDING

	G	TC	PO	A	E	DP	PCT
Outfield	301	788	762	17	9	5	.989

CAREER HIGHS

Hits: 5 - April 30, 2010 vs. Los Angeles Angels of Anaheim
Home Runs: 1 (14 times) - last, September 18, 2011 at Oakland
RBI: 4 - May 9, 2011 at Toronto
Stolen Bases: 2 - June 12, 2010 vs. Pittsburgh
Hitting Streak: 12 - May 6-20, 2011

INSIDE-THE-PARK HOME RUNS BY TIGERS

Curtis Granderson connected for the 287th inside-the-park home run in Tigers history on August 26, 2007 versus the New York Yankees at Comerica Park. It marked the fourth inside-the-park home run by a Tigers player in the 12-year history of Comerica Park.

Ty Cobb holds the franchise record for inside-the-park home runs during a career with 47, including a club-record nine inside-the-park home runs during the 1909 season.

Courtesy of David Vicent



2012 TIGERS



DON KELLY

Born: February 15, 1980

Birthplace: Butler, PA

Bats/Throws: L/R

Major League Service: 2.149

How Obtained: Signed by the Tigers as a minor league free agent on January 14, 2009

Opening Day Age: 32

Residence: Wexford, PA

Height/Weight: 6-4/190

Signed Through: 2012

INFILDER/OUTFIELDER - 32

SEASON HIGHLIGHTS

Completed his second full season at the major league level with the Tigers in **2011** after making the club's Opening Day roster out of Spring Training for the second straight season.

- Saw action at seven different positions for the Tigers -- pitcher (one game), catcher (one game), first base (15 games), third base (45 games), left field (17 games), center field (four games) and right field (39 games).
- Batted .306 (11x36) in 17 games during May.
- Hit .308 (16x52) during a 17-game stretch June 6-26.
- Became the first Tigers position player to pitch in a game since Shane Halter did so on October 1, 2000 versus Minnesota, doing so on June 29 versus the New York Mets -- retired the only batter he faced.
- Made his first career appearance behind the plate on July 2 versus San Francisco, catching the final six innings.
- Batted .343 (12x35) over a 12-game stretch September 2-21.
- Collected a season-high three hits on September 21 at Kansas City.
- Equaled a career high with three RBI on September 25 versus Baltimore.
- Hit .321 (17x53) with three doubles, a triple, three home runs and 12 RBI in 19 games during September.

In his first full season at the major league level, he established career highs in nearly every offensive category as he saw action at first base, third base, in left field, center field and right field for the Tigers during the **2010** season.

- Belted his first major league home run on April 21 at the Los Angeles Angels of Anaheim, a solo shot in the fifth inning off Jered Weaver.
- Hit .333 (8x24) in 19 games during May.
- Established a career high with four hits on August 20 versus Cleveland.
- Batted .341 (14x41) with a double, four home runs and eight RBI in 21 games during August.
- Collected a career-high three RBI on September 6 versus the Chicago White Sox.
- Hit .276 (35x127) in 63 games at home...batted .207 (23x111) in 56 games on the road.
- Batted .220 (22x100) with one home run in 66 games prior to the all-star break...hit .261 (36x138) with eight home runs in 53 games following the all-star break.
- Hit .286 (14x49) with runners in scoring position.

Finished second in the International League with a .331 batting average for Triple A Toledo in **2009**, while he was third with a .404 on-base percentage...tabbed Toledo's Player of the Year.

- Selected to the International League's post-season all-star squad.
- Drove in a season-high five runs for Toledo on May 2 at Lehigh Valley.
- Compiled a 13-game hitting streak May 19-June 1, batting .490 (25x51) with five doubles, a home run and six RBI.
- Tabbed the International League Player of the Week for May 25-31 after hitting .556 (15x27) with four doubles and five RBI in seven games.
- Earned Tigers Minor League Player of the Month honors for May after batting .365 (38x104) with seven doubles, three triples, two home runs and 15 RBI in 29 games -- third in the International League with a .365 batting average during the month.
- Had his contract purchased by the Tigers from Toledo on June 12.
- Hit safely in six of his seven games June 14-21, batting .476 (10x21) with two doubles and three RBI.
- Designated for assignment by the Tigers on July 8 -- had his contract outrighted to Toledo on July 9.
- Finished with a season-high four hits for Toledo on July 23 versus Syracuse -- equaled the high for the Mud Hens with four hits on August 22 at Columbus.
- Finished ninth in the International League with a .337 batting average (35x104) in 29 games during August -- collected



six doubles, two triples, three home runs and 14 RBI during the month.

- Had his contract purchased by the Tigers from Toledo on September 5 -- saw action in 12 games with Detroit over the remainder of the season.

Spent the entire **2008** season with Triple A Tucson after signing with the Arizona Diamondbacks as a minor league free agent during the off-season.

- Second-hardest batter to strike out in the Pacific Coast League, fanning once every 10.89 plate appearances.
- Belted a season-high two home runs and collected a season-best four RBI on May 4 at Albuquerque -- matched the high with four RBI on June 14 versus Colorado Springs.
- Collected a season-best five hits on August 14 at Colorado Springs.
- Hit .319 (36x113) with six doubles, a triple and 14 RBI in 28 games during August.

Received his first major league action after making the Pittsburgh Pirates Opening Day roster in **2007**.

- Made his major league debut as a pinch-hitter on April 2 at Houston, popping out to shortstop.
- Collected his first major league hit on April 13 versus San Francisco, a single as a pinch-hitter in the second inning off Russ Ortiz.
- Designated for assignment by the Pirates on June 12 -- had his contract outrighted to Triple A Indianapolis on June 20...saw action in 18 games with Indianapolis before having his contract purchased by the Pirates on July 15.
- Limited to one appearance as a pinch-hitter with the Pirates before being designated for assignment on July 19 -- had his contract outrighted to Indianapolis on July 24.

Opened the **2006** season with Toledo before having his option transferred to Double A Erie on July 4.

- Collected a season-best four RBI for Toledo on May 17 at Norfolk.
- Posted a nine-game hitting streak with Erie August 8-16, batting .389 (14x36).
- Designated for assignment by the Tigers on September 3 -- had his contract outrighted to Erie on September 8.

Topped all Tigers minor leaguers with a .311 batting average between Erie and Toledo in **2005**.

- Named to the Eastern League's post-season all-star squad.
- Tabbed the best batting prospect in the Eastern League by *Baseball America*.
- Belted a season-high two home runs for the SeaWolves on April 7 versus Trenton.
- Hit .349 (29x83) with 18 runs scored, six doubles, two triples, five home runs and 16 RBI in 22 games during April.
- Recorded a 13-game hitting streak May 24-June 5, batting .463 (25x54) with nine runs scored, six doubles, a home run and six RBI.
- Tabbed the Tigers Minor League Player of the Month for May after hitting .364 (39x107) with 14 runs scored, nine doubles, a home run and 15 RBI in 27 games.
- Hit .378 (17x45) over a 10-game hitting streak June 11-21, scoring eight runs and collecting three doubles, three home runs and 18 RBI...drove in 17 runs over a seven-game stretch June 15-22, including a season-high five runs on June 15 versus Akron.
- Promoted to Toledo on June 30 -- batted .236 (21x89) in 24 games for the Mud Hens before landing on the disabled list on July 28 with a left groin strain.
- Reinstated from the disabled list and transferred back to Erie on August 10 -- promoted back to Toledo for the remainder of the season on August 15 after six more games with the SeaWolves.
- In six games during the International League playoffs for Toledo, he batted .300 (6x20) with two doubles, a triple and seven RBI.
- Named the 19th-best prospect in the Tigers organization following the season by *Baseball America*.
- Batted .294 (25x85) in 22 games for Mesa in the Arizona Fall League following the season, scoring 15 runs and collecting three doubles and 11 RBI.

Limited to 31 games with Erie and the Gulf Coast League Tigers during an injury-plagued **2004** season.

- Landed on the disabled list on May 25 with a right shoulder nerve injury -- sidelined for the remainder of the season, with the exception of a three-game stint with the Gulf Coast League Tigers August 2-5.

Opened the **2003** season at Single A Lakeland before earning a promotion to Erie, combining to lead all Tigers minor leaguers with a .306 batting average...his .306 batting average was tied for third-best among all shortstops in minor league baseball.

- Fanned once every 13.41 plate appearances between his two stops, 13th best in the minor leagues.
- Earned both mid- and post-season all-star honors in the Florida State League for Lakeland.
- Rated as possessing the best strike-zone judgement in the Florida State League by *Baseball America*.
- Collected a season-high four hits on April 29 versus Sarasota -- equaled the high four more times for Lakeland: May



2012 TIGERS

- 11 at Palm Beach, May 31 versus Sarasota, June 2 at Fort Myers and July 16 versus Tampa.
- Hit .326 (15x46) in 14 games during April.
- Reached base safely via a hit or walk in 36 straight games May 5-June 17, the longest such streak in the Florida State League.
- Posted a 13-game hitting streak May 6-21, batting .438 (21x48) with two doubles, two triples and 10 RBI.
- Hit .472 (17x36) with nine runs scored, two doubles, a triple, home run and seven RBI over the course of a 10-game hitting streak May 23-June 2.
- Tabbed the Tigers Minor League Player of the Month for May after batting .362 (34x94) with 17 runs scored, three doubles, two triples, a home run and 16 RBI in 27 games...led the Florida State League with a .362 batting average during the month.
- Earned Tigers Minor League Player of the Month honors for June -- hit .319 (23x72) with 13 runs scored, six doubles, two triples, 10 RBI and seven stolen bases in 20 games...his .319 batting average was 10th best in the league.
- Promoted to Erie on August 4 -- collected three hits in his first 18 at-bats (.167) over a five-game stretch August 5-9.
- Over his final 17 games August 10-September 1, he hit .292 (19x65) with five doubles, a triple, home run and 12 RBI.
- Fared better against righthanders in the Florida State League, batting .326 (76x233), but managed to hit just .242 (16x66) against them in the Eastern League...batted .286 (20x70) with lefties on the mound in the Florida State League and .353 (6x17) in the Eastern League.
- Named the 19th-best prospect in the Tigers organization following the season by *Baseball America*.
- Played with Grand Canyon in the Arizona Fall League following the season...batted .213 (20x94) with 11 runs scored, a double, triple, two home runs and 12 RBI.

Selected to the Midwest League's mid-season all-star squad, he finished seventh among all Tigers minor leaguers with a .286 batting average for Single A West Michigan in **2002**.

- Toughest batter to fan in the Midwest League and 11th-hardest in the minors, striking out once every 13.10 plate appearances.
- Opened the season with a 10-game hitting streak April 4-13, batting .324 (12x37) with four doubles, a triple and seven RBI.
- Hit safely in 17-of-18 games May 11-June 1 -- compiled a .324 batting average (22x68) over the stretch, scoring 11 runs and collecting three doubles, three triples, a home run and 16 RBI.
- Drove in a season-best five runs at Dayton on May 15.
- Collected an RBI in six straight games May 27-June 1, totaling 10 RBI.
- Tallied a season-high four hits on July 6 at Kane County.
- Hit .359 (28x78) with nine runs scored, three doubles and 13 RBI in 23 games during July.
- Equaled a season high with a 10-game hitting streak August 14-23 -- batted .364 (12x33) with six runs scored, two doubles and six RBI during the streak.
- Posted a .360 batting average (40x111) when hitting with runners in scoring position.
- In five games during the Midwest League playoffs, he batted .438 (7x16) with three runs scored, six RBI and three stolen bases.

Made his professional debut with Single A Oneonta after being selected by the Tigers in the eighth round of the June **2001** draft.

- Second-hardest batter in the New York-Penn League and all short-season leagues to strike out, fanning once every 18.25 plate appearances.
- Tallied a season-high five hits on July 22 versus Vermont.

PERSONAL/MISCELLANEOUS

He, his wife Carrie and sons Brett Walker (2/16/09) and Luke Thomas (8/26/11) reside in Wexford, PA during the off-season.

- Attended Point Park College in Pennsylvania...hit .367 (44x120) with 35 runs scored, 10 doubles, two triples, 15 RBI and 12 stolen bases in 38 games as a freshman in **1999**.
- Earned NAIA All-American Honorable Mention and First-Team All-American Mideast Conference honors as a sophomore in **2000**...hit .411 (65x158) with 58 runs scored, 15 doubles, three triples, 32 RBI and 23 stolen bases in 46 games.
- Played for Petersburg in the Coastal Plain League during the summer of **2000**...garnered all-star honors after batting .313 (57x182) with 30 runs scored, four doubles, three triples, 18 RBI and 28 stolen bases.
- Named a NAIA First-Team All-American, the American Mideast Conference Player of the Year and First-Team All-American Mideast Conference following his junior season in **2001**...batted .450 (68x151) with 45 runs scored, nine doubles, two triples, two home runs, 45 RBI and 39 stolen bases in 45 games.



- Departed Point Park College as the school's all-time leading hitter with a .413 batting average and fourth all-time with 74 stolen bases.
- Inducted into the Point Park College Pioneer Athletic Hall of Fame on October 10, **2010**.
- Actively participates with Tigers Dreams Come True and the Detroit Tigers Autographed Memorabilia Donation Program, supports Gloves for Kids, visited and interacted with veterans at the Department of Veterans Affairs Detroit Medical Center, participated in a Baseball Fantasy Camp for Kids, joined youths in celebrating the holiday season at the Detroit Tigers/SportService Holiday Giving Party, participated in the annual PLAY (Promoting a Lifetime of Activity among Youth) Campaign, sponsored several families from area pediatric hospitals to attend "Keeping Kids in the Game" and participated in the Tigers Winter Caravan.
- Recommended/signed by Lou Laslo for the Tigers.

DONALD THOMAS KELLY'S CAREER RECORD

Year	Club	AVG	G	AB	R	H	TB	2B	3B	HR	RBI	SH	SF	HB	BB	SO	SB	CS	OBP	SLG	E
2001	Oneonta	.286	67	262	41	75	89	8	3	0	25	2	3	0	25	16	8	5	.345	.340	21
2002	West Michigan	.286	128	455	72	130	164	21	5	1	59	2	5	3	59	40	9	6	.368	.360	28
2003	Lakeland	.317	87	303	48	96	124	17	4	1	38	1	5	1	45	25	15	2	.401	.409	7
	Erie	.265	22	83	14	22	32	5	1	1	13	3	0	0	15	9	0	0	.378	.386	4
2004	GCL Tigers#	.400	3	10	2	4	4	0	0	0	0	0	0	0	2	1	0	.400	.400	0	
	Erie	.228	28	101	17	23	33	6	2	0	9	1	1	1	15	13	3	1	.331	.327	8
2005	Erie	.340	82	329	54	112	167	22	3	9	54	0	5	1	36	43	10	2	.402	.508	24
	Toledo	.250	43	160	22	40	51	8	0	1	13	3	0	0	13	15	8	2	.306	.319	8
2006	Erie	.275	58	207	30	57	70	11	1	0	24	0	5	1	27	23	5	3	.354	.338	9
	Toledo	.228	66	237	23	54	74	14	3	0	19	4	0	2	24	32	18	7	.304	.312	12
2007	Indianapolis	.247	52	150	20	37	46	5	2	0	11	4	0	2	18	17	6	4	.335	.307	3
	Pittsburgh	.148	25	27	2	4	4	0	0	0	0	0	0	2	3	3	0	0	.281	.148	0
2008	Tucson	.275	124	436	61	120	178	24	5	8	55	4	5	2	32	44	2	1	.324	.408	18
2009	Toledo	.331	105	372	57	123	173	20	6	6	40	2	0	3	43	51	27	4	.404	.465	4
	DETROIT	.250	31	56	8	14	19	3	1	0	3	1	0	1	4	10	1	0	.311	.339	0
2010	DETROIT	.244	119	238	30	58	89	4	0	9	27	1	2	2	8	42	3	0	.272	.374	5
2011	DETROIT	.245	113	257	35	63	98	8	3	7	28	6	1	3	14	32	2	1	.291	.381	5
MINOR LEAGUE TOTALS		.288	865	3105	461	893	1205	161	35	27	360	26	29	16	352	330	112	37	.360	.388	146
NL TOTALS		.148	25	27	2	4	4	0	0	0	0	0	2	3	3	0	0	0	.281	.148	0
DETROIT TOTALS		.245	263	551	73	135	206	15	4	16	58	8	3	6	26	84	6	1	.285	.374	10
MAJOR LEAGUE TOTALS		.240	288	578	75	139	210	15	4	16	58	8	3	8	29	87	6	1	.285	.363	10

2012 TIGERS

TRANSACTIONS

- Selected by the Tigers in the eighth round of the June 2001 draft
- On disabled list, May 25-September 15, 2004 (right shoulder nerve injury)
- On disabled list, July 28-August 10, 2005 (left groin strain)
- Signed by Pittsburgh as a minor league free agent on November 16, 2006
- Signed by Arizona as a minor league free agent on November 24, 2007
- Signed by the Tigers as a minor league free agent on January 14, 2009
- On paternity list, August 26-28, 2011

DIVISION SERIES RECORD

Year	Club/Opp.	AVG	G	AB	R	H	TB	2B	3B	HR	RBI	SH	SF	HB	BB	SO	SB	CS	OBP	SLG	E
2011	DET vs. NYY	.364	4	11	3	4	7	0	0	1	2	0	0	0	0	4	0	0	.364	.636	0

LEAGUE CHAMPIONSHIP SERIES RECORD

Year	Club/Opp.	AVG	G	AB	R	H	TB	2B	3B	HR	RBI	SH	SF	HB	BB	SO	SB	CS	OBP	SLG	E
2011	DET vs. TEX	.222	5	9	0	2	3	1	0	0	0	0	0	0	0	0	0	0	.222	.333	0

CAREER FIELDING

	G	TC	PO	A	E	DP	PCT
Pitcher	1	0	0	0	0	0	—
Catcher	1	3	3	0	0	0	1.000
First Base	45	220	201	17	2	33	.991
Second Base	4	3	1	2	0	1	1.000
Third Base	64	151	37	107	7	13	.954
Shortstop	5	11	5	6	0	0	1.000
Outfield	154	186	179	6	1	0	.995



2012 TIGERS

IN-DEPTH CATCHING STATISTICS

Year	G	SB	CS	CS %	CERA	PB	CPKO
2011	1	0	0	—	6.00	1	0
Totals	1	0	0	—	6.00	1	0

* - Does not include pitcher-assisted caught stealing

CAREER HIGHS

Hits: 4 - August 20, 2010 vs. Cleveland

Home Runs: 1 (16 times) - last, September 25, 2011 vs. Baltimore

RBI: 3 (twice) - last, September 25, 2011 vs. Baltimore

Stolen Bases: 1 (six times) - last, May 9, 2011 at Toronto

Hitting Streak: 5 (four times) - last, June 16-22, 2011



GERALD LAIRD

Born: November 13, 1979

Birthplace: Westminster, CA

Bats/Throws: R/R

Major League Service: 7.077

How Obtained: Signed by the Tigers as a free agent on November 18, 2011

Opening Day Age: 32

Residence: Scottsdale, AZ

Height/Weight: 6-1/225

Signed Through: 2012

CATCHER - 9

CAREER HIGHLIGHTS

The 2012 season will mark Laird's third season with the Tigers, his first season during his second stint with the club after agreeing to terms on a one-year contract on November 18, 2011.

- Named the American League Rookie of the Month with the Texas Rangers in April of 2004.

SEASON HIGHLIGHTS

Served as the back-up catcher for the St. Louis Cardinals during the **2011** season after signing with the club as a free agent during the off-season.

- Collected a season-high three hits on April 13 at Arizona.
- Sidelined May 23-July 7 with a right finger fracture -- assigned to Triple A Memphis for an injury rehabilitation assignment on July 5, seeing action in two games with the club.
- Hit .357 (5x14) in six games during July.

Completed his second season with the Tigers in **2010**, splitting the club's catching duties with Alex Avila.

- Threw out 29.2 percent of runners attempting to steal (24x82), third best among all American League catchers.
- Third among all American League catchers with 52 assists.
- Collected a season-high three hits on June 15 versus Washington -- equaled the high with three hits on June 27 at Atlanta.
- Batted .333 (8x24) with a double, home run and five RBI over a season-high seven-game hitting streak August 13-26.
- Entered the game on September 2 at Minnesota as a pinch-hitter in the 11th inning and he successfully recorded a sacrifice bunt before he belted a game-winning home run in the 13th inning -- according the Elias Sports Bureau, it marked the first time a player entered the game in extra innings to put down a sacrifice bunt in his first trip to the plate and hit a home run later in the game since Milwaukee's Jim Gantner did so against Boston on August 14, 1992.

Acquired by the Tigers in a three-player deal with the Texas Rangers during the off-season, he served as Detroit's primary catcher in **2009** and saw action in a career-high 135 games.

- Threw out 40.4 percent of runners attempting to steal (40x99), tops among American League catchers.
- Topped all American League catchers with a .997 fielding percentage and 78 assists.
- Hit by a pitch 10 times during the season, tied for seventh most in the American League...tied for eighth in the league with 10 sacrifice hits.
- Tabbed the second-best defensive catcher in the American League by *Baseball America*.
- Did not commit an error in his first 56 games of the season behind the plate April 6-June 17.
- Hit .340 (16x47) with two doubles, a triple, home run and five RBI over his first 14 games of the season April 6-25.
- Collected a season-high three hits on April 11 versus Texas -- matched the high with three hits on April 25 at Kansas



City, May 16 versus Oakland, May 23 versus Colorado and September 26 at Chicago's U.S. Cellular Field against the White Sox.

- Batted .341 (15x44) with four doubles, a triple, two home runs and eight RBI over a 13-game stretch June 18-July 6.
- Hit .357 (15x42) with three doubles and four RBI over a 13-game stretch September 10-26.
- Hit .260 (53x204) in 68 games at home...batted .191 (40x209) in 67 games on the road.
- Batted .241 (55x228) in 74 games prior to the all-star break...hit .205 (38x185) in 61 games following the all-star break.

Served as the primary catcher for the Texas Rangers for the majority of the **2008** season, seeing action in 95 games.

- Equaled career highs with four hits and two home runs on April 6 at the Los Angeles Angels of Anaheim, while he established a career best with six RBI -- belted two home runs on August 3 versus Toronto to match the career high.
- Posted a career-high 10-game hitting streak April 21-May 8, batting .359 (14x39) with three doubles, a home run and four RBI.
- Started at third base on June 6 versus Tampa Bay -- first appearance at the position during his major league career.
- Sidelined June 21-July 26 with a left hamstring strain -- saw action in four games during an injury rehabilitation assignment with Triple A Oklahoma July 22-26.
- Ejected by home plate umpire Bill Hohn on August 31 at the Los Angeles Angels of Anaheim for arguing a called third strike in the eighth inning -- marked his first career ejection.
- Fared better against righthanded pitchers, batting .288 (72x250)...hit .245 (23x94) versus lefties.
- Batted .306 (56x183) in 51 games prior to the all-star break...hit .242 (39x161) in 44 games following the all-star break.

Saw action in a career-high 120 games for Texas in **2007**, establishing career bests with nine home runs and 47 RBI.

- Led all American League catchers with 75 assists...threw out 39.8 percent of runners attempting to steal (39x98), second best among league catchers.
- Belted his first career grand slam on May 21 versus Minnesota -- collected a season-high five RBI.
- Compiled a nine-game hitting streak July 16-29, batting .333 (12x36).

Spent the entire **2006** season at the major league level with the Rangers, serving as the club's back-up catcher.

- Combined to hit .366 (37x101) in 33 games during May, June and July.
- Collected a career-high four hits and two home runs on June 4 at Chicago's U.S. Cellular Field against the White Sox.
- Fared better against lefthanded pitchers, batting .400 (34x85)...hit .241 (38x158) versus righties.
- Batted .323 (32x99) in 35 games prior to the all-star break...hit .278 (40x144) in 43 games following the all-star break.
- Threw out 43.2 percent of runners attempting to steal (19x44).

Opened the **2005** season with Oklahoma, spending the majority of the season with that club in addition to seeing action in two separate stints with the Rangers.

- Selected to the Pacific Coast League's mid-season all-star squad -- homered and collected four RBI in the Triple A All-Star Game to earn Pacific Coast League Most Valuable Player honors...tied the Triple A All-Star Game record with four RBI.
- Tabbed the best defensive catcher in the Pacific Coast League by *Baseball America*.
- Named the Pacific Coast League Player of the Week for April 18-24 after hitting .684 (13x19) with three doubles, a triple, two home runs and eight RBI in five games.
- Earned Rangers Minor League Player of the Month honors for April after hitting .381 (24x63) with three doubles, a triple, four home runs and 11 RBI in 15 games -- tied for seventh in the Pacific Coast League with a .381 batting average during the month.
- Recalled from Oklahoma by the Rangers on June 27 -- saw action in one game with Texas before being optioned back to Oklahoma on June 28.
- Sidelined July 20-August 19 with a left hamstring strain -- assigned to the Arizona League Rangers for an injury rehabilitation assignment August 3-19.
- Recalled from Oklahoma by the Rangers on September 1 -- saw action in 12 games for the Rangers over the remainder of the season.

Made the Rangers Opening Day roster out of Spring Training for the first time in his major league career in **2004**.

- Started behind the plate on Opening Day (April 5 at Oakland) for the Rangers to become the first rookie catcher to start for the club on Opening Day in team history.
- Selected the American League Rookie of the Month for April after hitting .346 (18x52) with four doubles and five RBI in 16 games.
- Sidelined May 21-July 23 with a left thumb ligament injury -- saw action in six games with Oklahoma during an injury rehabilitation assignment July 17-23.
- Fared better against lefthanded pitchers, batting .317 (13x41)...hit .189 (20x106) versus righthanded pitchers.



2012 TIGERS

Opened the **2003** season with Oklahoma before receiving his first major league action in two separate stints with the Rangers.

- Led all Pacific Coast League catchers with 71 assists...tied for the league lead among catchers with 11 errors.
- Recalled from Oklahoma by the Rangers on April 30 -- made his major league debut that night as a defensive replacement behind the plate at Toronto.
- Collected his first major league hit on May 6 versus Toronto, a double off Doug Creek.
- Optioned to Oklahoma by the Rangers on May 15.
- Belted a season-high two home runs, while he drove in a season-best six runs for Oklahoma on August 19 at Nashville.
- Recalled from Oklahoma by the Rangers for the remainder of the season on September 2.
- Connected for his first major league home run on September 27 at Anaheim, a solo shot off Ramon Ortiz.
- Named the sixth-best prospect in the Rangers organization following the season by *Baseball America*.
- Played for Team USA in the International Championships following the season.

Assigned to Double A Tulsa after being acquired from the Oakland Athletics in a six-player deal on January 14, **2002**.

- Sideline May 1-10 with a right ankle sprain.
- Batted .356 (36x101) with four doubles, a triple, three home runs and 19 RBI in 27 games during July.
- Hit .310 (13x42) with two doubles, a home run and eight RBI in 10 games during the Texas League playoffs.
- Named the fifth-best prospect in the Rangers organization and 20th-best prospect in the Texas League following the season by *Baseball America*.
- Saw action with Peoria in the Arizona Fall League following the season, hitting .214 in 21 games.

Spent the entire **2001** season with Single A Modesto in the Athletics organization.

- Earned honorable mention honors to the California League's post-season all-star squad.
- Named the 19th-best prospect in the Rangers organization following the season by *Baseball America*.
- Hit .333 (6x18) in eight games with Phoenix in the Arizona Fall League following the season before being sidelined with a fractured right hand.

Limited to 47 games with Single A Visalia and the Arizona League Athletics in **2000** due to two stints on the disabled list.

- Saw action in five games with Visalia before being sidelined April 13-June 20 with a right wrist contusion.
- Transferred to the Arizona League Athletics on June 21, only to be returned to Visalia that same day and placed back on the disabled list with a right wrist fracture -- sidelined with the injury until July 4.
- Transferred to the Arizona League Athletics from Visalia on July 4 -- returned to Visalia on July 22 after seeing action in 13 games with the Arizona League Athletics.
- Collected a season-high four hits on August 2 versus Mudville.
- Named the 11th-best prospect in the Athletics organization following the season by *Baseball America*.

Made his professional debut with Single A Southern Oregon after signing as a draft-and-follow selection on June 1, **1999** -- earned Northwest League post-season all-star honors.

- Led all Northwest League catchers with 70 assists, 11 errors and 19 passed balls.
- Hit .330 (32x97) with two doubles, a triple, home run and 17 RBI in 24 games during July.

Selected by Oakland in the second round of the June **1998** draft out of La Quinta High School in Westminster, CA.

PERSONAL/MISCELLANEOUS

He, his wife Kelly, daughter Berlin Elizabeth (12/22/06) and son Boston (12/7/10) reside in Scottsdale, AZ during the off-season.

- Tabbed a First-Team High School All-American by *Baseball America* following his senior season at La Quinta High School in Westminster, CA in **1998** -- hit .630 (68x108) with eight home runs, 46 RBI and 42 stolen bases.
- Played for Cypress Junior College in Cypress, CA in **1999**.
- His brother Brandon plays in the New York Yankees organization.

WALKING-OFF WITH THREE WINS

The Tigers ended three straight games June 26-29, 2004 with walk-off home runs by Eric Munson, Carlos Pena and Dmitri Young, marking the first time the club has done so in three consecutive games since September 17-19, 1998. During that three-game stretch, Damion Easley homered in the first and third games, while Tony Clark accomplished the feat in the middle game. Additionally, Pena's walk-off grand slam on June 27 versus Arizona was the first by a Tigers player since Lou Whitaker connected off Cleveland's Derek Lilliquist on June 21, 1994.



GERALD LEE LAIRD'S CAREER RECORD

Year	Club	AVG	G	AB	R	H	TB	2B	3B	HR	RBI	SH	SF	HB	BB	SO	SB	CS	OBP	SLG	E
1999	Southern Oregon	.285	60	228	45	65	82	7	2	2	39	2	5	2	28	43	10	5	.361	.360	11
2000	AZL Athletics	.300	14	50	10	15	19	2	1	0	9	0	1	1	6	7	2	0	.379	.380	0
	Visalia	.243	33	103	14	25	28	3	0	0	13	0	2	1	14	27	7	2	.333	.272	8
2001	Modesto	.255	119	443	71	113	151	13	5	5	46	4	6	10	48	101	10	9	.337	.341	16
2002	Tulsa	.276	123	442	70	122	184	21	4	11	67	1	10	5	45	95	8	6	.343	.416	8
2003	Oklahoma	.260	99	338	50	88	145	20	5	9	42	1	2	7	37	61	9	3	.344	.429	11
	Texas	.273	19	44	9	12	19	2	1	1	4	0	0	1	5	11	0	0	.360	.432	1
2004	Oklahoma#	.182	6	22	2	4	6	2	0	0	2	0	0	0	2	8	1	0	.250	.273	1
	Texas	.224	49	147	20	33	42	6	0	1	16	4	3	2	12	35	0	1	.287	.286	5
2005	AZL Rangers#	.192	8	26	4	5	11	2	2	0	3	0	0	1	2	2	1	0	.276	.423	0
	Oklahoma	.310	75	281	51	87	158	12	4	17	55	1	2	5	28	61	12	2	.380	.562	6
	Texas	.225	13	40	7	9	14	2	0	1	4	0	0	0	2	7	0	0	.262	.350	3
2006	Texas	.296	78	243	46	72	115	20	1	7	22	1	2	2	12	54	3	1	.332	.473	6
2007	Texas	.224	120	407	48	91	142	18	3	9	47	5	4	2	30	103	6	2	.278	.349	12
2008	Oklahoma#	.000	4	12	1	0	0	0	0	0	2	0	2	2	1	3	0	0	.176	.000	0
	Texas	.276	95	344	54	95	137	24	0	6	41	4	4	6	23	63	2	4	.329	.398	8
2009	DETROIT	.225	135	413	49	93	132	23	2	4	33	10	4	10	40	68	5	0	.306	.320	3
2010	DETROIT	.207	89	270	22	56	82	11	0	5	25	6	2	3	18	57	3	1	.263	.304	5
2011	Memphis#	.429	2	7	2	3	4	1	0	0	1	0	0	0	2	1	0	0	.556	.571	0
	St. Louis	.232	37	95	11	22	34	7	1	1	12	2	1	1	9	19	1	1	.302	.358	3
MINOR LEAGUE TOTALS		.270	543	1952	320	527	788	83	23	44	279	9	30	34	213	409	60	27	.347	.404	61
AL TOTALS		.242	598	1908	255	461	683	106	7	34	192	30	19	26	142	398	19	9	.300	.358	43
NL TOTALS		.232	37	95	11	22	34	7	1	1	12	2	1	1	9	19	1	1	.302	.358	3
DETROIT TOTALS		.218	224	683	71	149	214	34	2	9	58	16	6	13	58	125	8	1	.289	.313	8
MAJOR LEAGUE TOTALS		.241	635	2003	266	483	717	113	8	35	204	32	20	27	151	417	20	10	.300	.358	46

TRANSACTIONS

- Selected by Oakland in the second round of the June 1998 draft
- On disabled list, April 13-June 20, 2000 (right wrist contusion)
- On disabled list, June 21-July 4, 2000 (right wrist fracture)
- Acquired by Texas along with Jason Hart, Ryan Ludwick and Mario Ramos from Oakland, in exchange for Carlos Pena and Mike Venafron on January 14, 2002
- On disabled list, May 1-10, 2002 (right ankle sprain)
- On disabled list, May 21-July 23, 2004 (left thumb ligament injury)
- On disabled list, July 20-August 19, 2005 (left hamstring strain)
- On disabled list, June 21-July 26, 2008 (left hamstring strain)
- Acquired by the Tigers from Texas, in exchange for Carlos Melo and Guillermo Moscoso on December 8, 2008
- Signed by St. Louis as a free agent on December 15, 2010
- On disabled list, May 23-July 7, 2011 (right finger fracture)
- Signed by the Tigers as a free agent on November 18, 2011

DIVISION SERIES RECORD

Year	Club/Opp.	AVG	G	AB	R	H	TB	2B	3B	HR	RBI	SH	SF	HB	BB	SO	SB	CS	OBP	SLG	E
------	-----------	-----	---	----	---	---	----	----	----	----	-----	----	----	----	----	----	----	----	-----	-----	---

2011 STL vs. PHI - did not play

LEAGUE CHAMPIONSHIP SERIES RECORD

Year	Club/Opp.	AVG	G	AB	R	H	TB	2B	3B	HR	RBI	SH	SF	HB	BB	SO	SB	CS	OBP	SLG	E
------	-----------	-----	---	----	---	---	----	----	----	----	-----	----	----	----	----	----	----	----	-----	-----	---

2011 STL vs. MIL .000 1 1 0 0 0 0 0 0 0 0 0 0 0 0 1 0 0 .000 .000 0

WORLD SERIES RECORD

Year	Club/Opp.	AVG	G	AB	R	H	TB	2B	3B	HR	RBI	SH	SF	HB	BB	SO	SB	CS	OBP	SLG	E
------	-----------	-----	---	----	---	---	----	----	----	----	-----	----	----	----	----	----	----	----	-----	-----	---

2011 STL vs. TEX - did not play

CAREER FIELDING

	G	TC	PO	A	E	DP	PCT
Catcher	609	3893	3533	314	46	48	.988
First Base	2	2	2	0	0	1	1.000
Third Base	2	3	0	3	0	0	1.000
Outfield	3	0	0	0	0	0	—



2012 TIGERS

IN-DEPTH CATCHING STATISTICS

Year	G	SB	CS	CS %	CERA	PB	CPKO
2003	16	4	3	42.9%	5.76	1	0
2004	49	17	12	41.4%	4.40	6	0
2005	13	8	3	27.3%	5.00	1	0
2006	71	25	19	43.2%	4.39	5	1
2007	119	59	39	39.8%	4.78	9	1
2008	88	53	20	27.4%	5.21	6	0
2009	135	59	40	40.4%	4.18	9	2
2010	87	58	24	29.3%	4.11	5	1
2011	31	16	3	15.8%	3.80	3	0
Totals	609	299	163	35.3%	4.53	45	5

* - Does not include pitcher-assisted caught stealing

CAREER HIGHS

Hits: 4 (twice) - last, April 6, 2008 at Los Angeles Angels of Anaheim

Home Runs: 2 (three times) - last, August 3, 2008 vs. Toronto

RBI: 6 - April 6, 2008 at Los Angeles Angels of Anaheim

Stolen Bases: 1 (20 times) - last, August 16, 2011 at Pittsburgh

Hitting Streak: 10 - April 21-May 8, 2008

GRAND SLAMS (1)

May 21, 2007 vs. Minnesota (Julio DePaula)

TWO HOME RUN GAMES (3)

June 4, 2006 at Chicago White Sox

April 6, 2008 at Los Angeles Angels of Anaheim

August 3, 2008 vs. Toronto



PATRICK LEYLAND

**NON-ROSTER
INVITEE**

Born: October 11, 1991 **Opening Day Age:** 20
Birthplace: Pittsburgh, PA **Residence:** Pittsburgh, PA
Bats/Throws: R/R **Height/Weight:** 6-2/210
Major League Service: 0.000 **Signed Through:** 2012
How Obtained: Selected by the Tigers in the eighth round of the June 2010 draft

CATCHER - 77

SEASON HIGHLIGHTS

Spent the entire **2011** season with Single A Connecticut, seeing action in 35 games.

- Sidelined June 20-27 with a left calf strain.
- Collected a season-high three hits on July 18 at Hudson Valley -- matched the high with three hits on July 25 versus Williamsport and August 17 at Staten Island.
- Batted .308 (16x52) in 16 games during July.

Made his professional debut with the Gulf Coast League Tigers after being selected by Detroit in the eighth round of the June **2010** draft.

- Batted .389 (14x36) over a nine-game stretch August 16-27.
- Collected a season-high three hits on August 25 at the Gulf Coast League Pirates.

PERSONAL/MISCELLANEOUS

Resides in Pittsburgh, PA during the off-season.

- Is the son of Tigers manager Jim Leyland.
- Graduated from Bishop Canevin High School in Pennsylvania.
- Recommended/signed by Bill Buck for the Tigers.

PATRICK JAMES LEYLAND'S CAREER RECORD

Year	Club	AVG	G	AB	R	H	TB	2B	3B	HR	RBI	SH	SF	HB	BB	SO	SB	CS	OBP	SLG	E
2010	GCL Tigers	.219	41	146	10	32	35	3	0	0	12	2	3	3	6	17	0	1	.259	.240	5
2011	Connecticut	.220	35	118	9	26	33	4	0	1	12	2	1	2	8	10	1	0	.279	.280	7
MINOR LEAGUE TOTALS		.220	76	264	19	58	68	7	0	1	24	4	4	5	14	27	1	1	.268	.258	12



TRANSACTIONS

- Selected by the Tigers in the eighth round of the June 2010 draft
- On disabled list, June 20-27, 2011 (left calf strain)



LUIS MARTE

Born: August 26, 1986	Opening Day Age: 25
Birthplace: San Cristobal, DR	Residence: San Cristobal, DR
Bats/Throws: R/R	Height/Weight: 5-11/199
Major League Service: 0.028	Signed Through: 2012
How Obtained: Signed by the Tigers as a non-drafted free agent on November 16, 2005	

RIGHTHANDED PITCHER - 49

SEASON HIGHLIGHTS

Spent the majority of the **2011** season with Double A Erie before he saw his first major league action with the Tigers during September.

- Named to *Baseball America's* Double A all-star squad following the season.
- Sidelined April 7-June 3 with right shoulder impingement syndrome.
- Posted five straight scoreless outings June 21-July 4, fanning 11 batters in 7.1 innings.
- Had his contract transferred to Triple A Toledo on July 29 -- appeared in two games with the Mud Hens before he was transferred back to Erie on August 3.
- Did not allow a run over his final four outings with Erie August 16-29, fanning 19 batters in 14.2 scoreless innings.
- Struck out a season-high 10 batters on August 29 versus Binghamton.
- Finished 3-0 with a 1.17 ERA (23.0IP/3ER) and 28 strikeouts in seven games (one start) during August.
- Had his contract purchased from Erie by the Tigers on September 1 -- made his major league debut that afternoon versus Kansas City, posting a scoreless outing.
- Earned his first major league win on September 3 versus the Chicago White Sox.
- Named the 23rd-best prospect in the Tigers organization following the season by *Baseball America*.
- Saw action in 14 games with Lacey in the Dominican Winter League following the season, compiling a 2-0 record, 1.35 ERA (20.0IP/3ER) and 16 strikeouts.

Appeared in 38 games with Erie as he spent the majority of the **2010** season with the SeaWolves.

- Did not allow an earned run over a 10-outing stretch April 19-May 23, allowing two unearned runs in 12.1 innings.
- Fanned a season-high five batters on August 15 versus Bowie.
- Had his contract transferred from Erie to Toledo on August 17.
- Appeared in one game with Toledo before landing on the disabled list for the remainder of the season on August 19 with a hematoma.

Assigned to Erie for the entire **2009** season, spending the majority of the season in the club's starting rotation.

- Third in the Eastern League with 18 home runs allowed.
- Finished 2-2 with a 3.27 ERA (33.0IP/12ER) in five starts during June -- tied for fourth in the Eastern League with 27 strikeouts during the month.
- Sidelined July 26-September 3 with a right shoulder strain.
- Limited righthanded hitters to a .220 batting average (50x227)...lefties hit .308 (56x182) against him.

Selected to the Florida State League's mid-season all-star squad as he was assigned to Single A Lakeland to begin the **2008** season.

- Fanned a season-high 11 batters on April 23 versus Dunedin.
- Finished 2-1 with a 1.24 ERA (29.0IP/4ER) in five starts during April -- tied for third in the Florida State League with 32 strikeouts during the month, while he was fifth with a 1.24 ERA.
- Had his contract transferred from Lakeland to Erie on May 10 -- at the time of his promotion to Erie from Lakeland, he was third in the Florida State League with 41 strikeouts and tied for sixth with a 1.98 ERA.
- Sidelined May 25-July 21 with a right elbow strain -- assigned to the Gulf Coast League Tigers as part of an injury rehabilitation assignment on July 16, taking the loss in his start versus the Gulf Coast League Yankees that day.
- Tied for second in the Eastern League with four wins during August.



2012 TIGERS

- Named the 17th-best prospect in the Tigers organization following the season by *Baseball America*.
- Started six games for Mesa in the Arizona Fall League following the season, posting a 2-1 record, 4.15 ERA (17.1IP/8ER) and 22 strikeouts.

Opened the **2007** season with the Gulf Coast League Tigers.

- Went the distance on June 22, blanking the Gulf Coast League Yankees on two hits to tie for the lead in the Gulf Coast League with both one complete game and one shutout.
- Had his contract transferred from the Gulf Coast League Tigers to Single A West Michigan for the remainder of the season on June 29.
- Posted a 0.84 ERA (10.2IP/1ER) in seven outings during August.
- Appeared in three games with West Michigan during the Midwest League playoffs, posting a 1-0 record, 0.90 ERA (10.0IP/1ER) and 15 strikeouts.

Tied for third in the Dominican Summer League with eight wins and 90 strikeouts as he made his professional debut with the Dominican Summer League Tigers in **2006**, while he tied for seventh with a 1.38 ERA.

- Second among all Dominican Summer League starters with 12.46 strikeouts per nine innings.
- Struck out 10 batters on June 3 versus the Dominican Summer League Padres -- registered 12 strikeouts on June 24 at the Dominican Summer League Nationals and he finished with 11 strikeouts on August 3 versus the Dominican Summer League Nationals.
- Fanned a season-best 13 batters as he fired a two-hit shutout on June 18 at the Dominican Summer League Padres -- tied for the lead in the Dominican Summer League with one shutout...tossed his second complete game of the season on July 2 versus the Dominican Summer League Padres...tied for fourth in the league with two complete games.

Signed by the Tigers as a non-drafted free agent on November 16, **2005**.

PERSONAL/MISCELLANEOUS

Resides in San Cristobal, DR during the off-season.

LUIS ALFREDO MARTE'S CAREER RECORD

Year	Club	W-L	ERA	G	GS	CG	SHO	SV	IP	H	AB	R	ER	HR	HB	BB	SO	WP	BK	AVG
2006	DSL Tigers	8-0	1.38	11	11	2	1	0	65.0	41	233	12	10	0	0	15	90	3	0	.176
2007	GCL Tigers	2-0	0.75	2	2	1	1	0	12.0	8	43	1	1	0	1	1	12	1	0	.186
	West Michigan	1-2	2.83	15	2	0	0	3	35.0	28	127	13	11	2	0	11	36	1	0	.220
2008	GCL Tigers#	0-1	3.60	1	0	0	0	0	5.0	5	21	2	2	0	0	0	5	0	0	.238
	Lakeland	3-2	1.98	7	7	0	0	0	41.0	29	148	11	9	1	2	11	41	3	1	.196
	Erie	4-4	5.05	10	10	0	0	0	57.0	57	216	35	32	8	1	26	32	5	0	.264
2009	Erie	5-8	4.02	19	17	0	0	0	105.1	106	409	57	47	18	2	28	84	4	0	.259
2010	Erie	2-2	5.06	38	0	0	0	7	48.0	44	180	31	27	5	4	26	53	2	0	.244
	Toledo	0-0	0.00	1	0	0	0	0	1.0	1	4	1	0	0	0	1	0	0	0	.250
2011	Erie	3-0	1.70	23	1	0	0	3	53.0	29	183	10	10	3	1	18	68	3	1	.158
	Toledo	1-0	5.40	2	0	0	0	0	3.1	3	13	2	2	0	1	4	2	0	0	.231
	DETROIT	1-0	2.45	4	0	0	0	0	3.2	6	16	1	1	0	0	1	3	1	0	.375
MINOR LEAGUE TOTALS		29-19	3.19	129	50	3	2	13	425.2	351	1577	175	151	37	12	141	423	22	2	.223
MAJOR LEAGUE TOTALS		1-0	2.45	4	0	0	0	0	3.2	6	16	1	1	0	0	1	3	1	0	.375

TRANSACTIONS

- Signed by the Tigers as a non-drafted free agent on November 16, 2005
- On disabled list, May 25-July 21, 2008 (right elbow strain)
- On disabled list, July 26-September 3, 2009 (right shoulder strain)
- On suspended list, July 29-August 1, 2010
- On disabled list, August 19-September 7, 2010 (hematoma)
- On disabled list, April 7-June 3, 2011 (right shoulder impingement syndrome)

CAREER FIELDING

	G	TC	PO	A	E	DP	PCT
Pitcher	4	0	0	0	0	0	—

CAREER HIGHS

- Longest Winning Streak:** 1 - September 3, 2011
- Longest Losing Streak:** No major league losses
- Strikeouts:** 3 - September 4, 2011 vs. Chicago White Sox
- Walks:** 1 - September 1, 2011 vs. Kansas City
- Innings (relief):** 1.0 (three times) - last, September 20, 2011 at Kansas City



VICTOR MARTINEZ

Born: December 23, 1978 **Opening Day Age:** 33
Birthplace: Ciudad Bolivar, VZ **Residence:** Ciudad Bolivar, VZ
Bats/Throws: S/R **Height/Weight:** 6-2/210
Major League Service: 8.114 **Signed Through:** 2014
How Obtained: Signed by the Tigers as a free agent on November 29, 2010

CATCHER/DESIGNATED HITTER - 41

CAREER HIGHLIGHTS

The 2012 season will mark Martinez's second season with the Tigers...marks the second year of a four-year contract he agreed to terms on with the club on November 29, 2010.

- Four-time American League all-star selection with the Cleveland Indians (2004, 2007, 2009) and Boston Red Sox (2010).
- Won one American League Silver Slugger Award with the Indians (2004).
- Selected the American League Player of the Week four times during his career.
- Played for Venezuela during the World Baseball Classic in 2006.
- Selected to participate in the Futures Game held prior to Major League Baseball's All-Star Game in 2002.

SEASON HIGHLIGHTS

Underwent microfracture surgery and repairs to both the medial and lateral meniscus in his left knee on January 27, 2012, a procedure performed by Dr. Richard Steadman in Vail, Colorado.

- Dr. Richard Steadman is scheduled to perform ACL reconstruction surgery on the left knee of Martinez approximately six-to-eight weeks from the preliminary surgery -- the Tigers expect Martinez to be sidelined for the 2012 season.

Finished fourth in the American League with a .330 batting average during his first season with the Tigers in 2011 after signing as a free agent during the off-season.

- Tied for eighth in the American League with a .380 on-base percentage, while he tied for 10th with 103 RBI...second-toughest batter in the league to strike out, fanning once every 11.7 plate appearances...drove in a run every 5.2 at-bats, tied for sixth best in the league.
- Collected 103 RBI during his first season with the Tigers -- marked fourth time he has finished with 100-or-more RBI during his major league career.
- Compiled a season-high 13-game hitting streak April 15-May 14, batting .468 (22x47) with six doubles, two home runs and 15 RBI.
- Sidelined April 19-May 5 with a strained right groin -- joined Triple A Toledo for an injury rehabilitation assignment, hitting .500 (3x6) with a double and two RBI in two games May 2-3.
- Drove in three-or-more runs in three straight games May 9-11 -- first Tigers player to do so since Dan Gladden accomplished the feat for the club August 10-12, 1993...he accomplished the feat a second time during the season, finishing with three-or-more RBI in three straight games September 5-7.
- Collected a season-best four RBI on May 10 at Minnesota -- equaled the high with four RBI on July 29 versus the Los Angeles Angels of Anaheim, August 26 at Minnesota and September 7 at Cleveland.
- Tabbed the American League Player of Week for May 9-15 -- hit .579 (11x19) with four doubles, two home runs and 11 RBI in five games during the week.
- Hit .337 (29x86) with nine doubles, three home runs and 19 RBI in 24 games during May -- tied for third in the American League with nine doubles during the month.
- Batted .429 (27x63) with four doubles, a home run and 16 RBI over a 17-game stretch June 10-28.
- Hit .370 (37x100) with eight doubles, a home run and 18 RBI in 27 games during June -- fifth in the American League with a .370 batting average and 37 hits during the month, while he tied for seventh with eight doubles.
- Batted .344 (33x96) with five doubles, two home runs and 16 RBI in 26 games during August.
- Belted his second career grand slam on September 7 at Cleveland.
- Batted .360 (36x100) with 10 doubles, four home runs and 26 RBI in 26 games during September -- second in the American League with 26 RBI during the month, while he tied for fourth with 10 doubles and finished eighth with a .360 batting average.



2012 TIGERS

- Hit .316 (89x282) in 77 games prior to the all-star break...batted .345 (89x258) in 68 games following the all-star break.
- Batted .394 (61x155) with runners in scoring position, tops in the American League.
- Collected three hits in Game Six of the American League Championship Series on October 15 at Texas -- matched the franchise record for hits by a Tigers player during an American League Championship Series game.

Selected to the American League's all-star squad for the fourth time in his career during the **2010** season with the Boston Red Sox.

- Fanned once every 10.3 plate appearances, the seventh-toughest batter to strike out in the American League.
- Collected the 1,000th hit of his major league career on May 8 versus the New York Yankees, a two-run home run off CC Sabathia.
- Belted a season-high two home runs on May 17 at Yankee Stadium against New York -- equaled the high with two home runs on August 27 at Tampa Bay and September 17 versus Toronto.
- Equaled a career high with five hits on June 1 versus Oakland.
- Sidelined June 28-July 26 with a left thumb fracture.
- Ninth in the American League with a .354 batting average (28x79) in 22 games during June.
- Compiled a season-high 13-game hitting streak September 14-28, batting .415 (22x53) with two doubles, a triple, four home runs and 14 RBI.
- Batted .333 (36x108) with five doubles, a triple, seven home runs and 25 RBI in 27 games during September -- tied for second in the American League with 25 RBI during the month, while he tied for fifth with seven home runs.
- Led all American League players with a .400 batting average (62x155) against lefthanded pitchers...batted .257 (87x338) versus righthanded pitchers.
- Hit .289 (71x246) in 66 games prior to the all-star break...batted .316 (78x247) in 61 games following the all-star break.

Combined to hit .303 (178x588) with 23 home runs and 108 RBI in 155 games with the Cleveland Indians and Red Sox during the **2009** season as he was selected to the American League's all-star squad for third time in his career... acquired by the Red Sox from the Indians in a four-player deal on July 31.

- Tied for fifth in the American League with 108 RBI.
- Selected to *Baseball America's* Second-Team Major League all-star squad following the season.
- Compiled a 15-game hitting streak April 21-May 6, batting .433 (26x60) with six doubles, a triple, two home runs and 12 RBI.
- Second in the American League with a .386 batting average (34x88) in 22 games during April.
- Finished eighth in the American League with 25 RBI during May.
- Connected for the 100th home run of his major league career on June 19 at Chicago's Wrigley Field against the Cubs, a three-run shot off Rich Harden.
- Finished fifth in the American League with 21 RBI during June, while he tied for sixth with seven home runs.
- Equaled a career high with five hits on August 2 at Baltimore.
- Established a career best with a 25-game hitting streak August 28-September 26, batting .358 (34x95) with six doubles, two home runs and 17 RBI.
- Fifth in the American League with a .363 batting average (33x91) in 25 games during September.
- Belted the first grand slam of his career on September 3 versus Cleveland.
- Batted .294 (97x330) in 87 games prior to the all-star break...hit .314 (81x258) in 68 games following the all-star break.

Limited to 73 games with Cleveland during the **2008** season as he was sidelined June 12-August 29 with right elbow inflammation.

- Compiled a season-high 15-game hitting streak April 17-May 4, batting .344 (21x61).
- Second in the American League with a .350 batting average (28x80) during April.
- Underwent surgery to have loose bodies removed from his elbow joint on June 13, a procedure performed by Dr. Mark Schickendantz in Cleveland.
- Sent to Double A Akron to begin an injury rehabilitation assignment on August 15 -- saw action in two games with Akron before his injury rehabilitation assignment was transferred to Triple A Buffalo on August 19...had his injury rehabilitation assignment recalled by the Indians on August 29 after he saw action in six games with Buffalo.
- Batted .339 (21x62) versus lefthanded pitchers...hit .260 (53x204) against righthanded pitchers.

Finished seventh in the American League with a career-high 114 RBI for Cleveland during the **2007** season as he was selected to the league's all-star squad for the second time in his career.

- Finished 10th in the American League with a .505 slugging percentage.
- Selected to *Baseball America's* Second-Team Major League all-star squad following the season.
- Tied for second in the American League with 27 RBI during May, while he tied for sixth with seven home runs.
- Belted a season-high two home runs on June 1 versus Detroit.



- Compiled a 12-game hitting streak June 25-July 7, batting .404 (19x47) with nine doubles, two home runs and six RBI.
- Hit .349 (38x109) with 11 doubles, five home runs and 19 RBI in 28 games during June.
- Batted .357 (15x42) over the course of a 10-game hitting streak August 22-31.
- Posted an 11-game hitting streak September 4-16, batting .349 (15x43).
- Batted .324 (100x309) in 79 games prior to the all-star break...hit .273 (69x253) in 68 games following the all-star break.
- Hit .356 (52x146) with runners in scoring position, eighth best in the American League.

Finished 10th in the American League with a .391 on-base percentage for Cleveland during the **2006** season.

- Compiled a season-best 15-game hitting streak April 2-20, batting .413 (26x63) with six doubles, four home runs and 15 RBI.
- Fourth in the American League with a .398 batting average (37x93) in 25 games during April.
- Hit .385 (15x39) with five home runs and 14 RBI during a 10-game hitting streak June 1-13.
- Belted a season-high two home runs on June 10 at Chicago's U.S. Cellular Field against the White Sox.
- Posted a 14-game hitting streak June 26-July 13, batting .421 (24x57).
- Equaled a career high with five hits on July 4 versus the New York Yankees.
- Compiled a 13-game hitting streak September 13-26, batting .435 (20x46).
- Batted .350 (35x100) with six doubles, three home runs and 19 RBI in 28 games during September.

Seventh in the American League with a .305 batting average for Cleveland during the **2005** season.

- Selected to *Baseball America's* First-Team Major League all-star squad following the season.
- Compiled a 17-game hitting streak June 17-July 6, batting .358 (24x67) with five doubles, three home runs and 14 RBI.
- Batted .434 (23x53) during a 13-game hitting streak July 31-August 16.
- Tabbed the American League Player of the Week for August 22-28 after hitting .536 (15x28) with two doubles, three home runs and six RBI in seven games.
- Topped all American League players with a .402 batting average (39x97) in 25 games during August.
- Posted a 13-game hitting streak September 17-30, batting .415 (22x53).
- Finished sixth in the American League with a .364 batting average (36x99) in 26 games during September.
- Batted .236 (67x284) in 76 games prior to the all-star break...hit .380 (100x263) in 71 games following the all-star break.

Completed his first full season at the major league level with Cleveland in **2004**, earning Indians Man of the Year honors from Cleveland's chapter of the BBWAA.

- Selected to the American League's all-star squad for the first time during his career.
- Finished eighth in the American League with an RBI once every 4.81 at-bats, while he tied for 10th with 108 RBI.
- Won his first Silver Slugger Award -- shared the honor with Detroit's Ivan Rodriguez.
- Tabbed the American League Player of the Week for May 10-16 after hitting .429 (9x21) with four doubles, a home run and 10 RBI in five games...won the honor a second time during the season, doing so July 12-18 after batting .500 (7x14) with four home runs and eight RBI in four games.
- Compiled a season-high 14-game hitting streak May 29-June 16, batting .415 (22x53).
- Led the American League with 30 RBI during May.
- Established career highs with five hits, three home runs and seven RBI on July 16 at Seattle.
- Hit .305 (50x164) with runners in scoring position.

Opened the **2003** season with Buffalo before he was recalled by Cleveland for the remainder of the season on June 27.

- Tabbed the International League Player of the Week for June 16-22 after hitting .412 (14x34) with four doubles, three home runs and nine RBI in eight games.
- Hit .437 (45x103) with 12 doubles, three home runs and 22 RBI in 25 games during June with Buffalo.
- Compiled two 12-game hitting streaks with the Indians, August 1-September 9 and September 11-24...batted .405 (15x37) over the 12-game streak August 1-September 9, while he hit .311 (14x45) during the 12-game streak September 11-24.
- Sidelined August 9-September 2 with a bone bruise in his right ankle -- saw action in three games with Akron during an injury rehabilitation assignment August 30-31.
- Named the third-best prospect in the International League following the season by *Baseball America*.

Named the Eastern League Most Valuable Player after leading the league with a .336 batting average for Akron during the **2002** season.

- Selected to the Eastern League's mid- and post-season all-star squads.
- Named to *Baseball America's* First-Team Minor League and Double A all-star squads following the season.
- Led the Eastern League with 84 runs scored, a .417 on-base percentage and .576 slugging percentage, while he finished second with 40 doubles and 62 extra-base hits, tied for second with 22 home runs, finished third with 255 total



2012 TIGERS

bases and tied for fifth with 149 hits.

- Tabbed the best batting prospect and defensive catcher in the Eastern League by *Baseball America*.
- Earned a spot on the World Team for the Futures Game held at Milwaukee's Miller Park prior to Major League Baseball's All-Star Game.
- Selected the Eastern League Player of the Week for July 8-14 after hitting .600 (6x10) with two doubles, a home run and two RBI in three games.
- Garnered TOPPS Eastern League Player of the Month honors for July after batting .414 (36x87) with 13 doubles, five home runs and 19 RBI in 24 games.
- Received his first major league action after being recalled by Cleveland from Akron on September 9.
- Made his major league debut on September 10 versus Toronto, starting behind the plate -- collected his first major league hit that night, a two-run single off Justin Miller.
- Belted his first major league home run on September 29 versus Kansas City, a solo shot off Darrell May.
- Named the second-best prospect in the Indians organization and third-best prospect in the Eastern League following the season by *Baseball America*.
- Saw action with Oriente in the Venezuelan Winter League following the season -- named the third-best prospect in the league by *Baseball America*.

Tabbed the Carolina League Most Valuable Player after leading the league with a .329 batting average for Single A Kinston during the **2001** season.

- Selected to the Carolina League's mid- and post-season all-star squads.
- Named to *Baseball America*'s High Single A all-star squad following the season.
- Led the Carolina League with a .488 slugging percentage, while he finished fourth with 138 hits and a .394 on-base percentage, tied for fourth with 33 doubles and finished fifth with 205 total bases and 45 extra-base hits.
- Tabbed the best defensive catcher in the Carolina League by *Baseball America*.
- Hit for the cycle on July 7 versus Salem.
- Earned TOPPS Carolina League Player of the Month honors for July after hitting .429 (42x98) with 11 doubles, a triple, three home runs and 20 RBI in 26 games.
- Named the sixth-best prospect in the Indians organization and 10th-best prospect in the Carolina League following the season by *Baseball America*.

Saw action with both Kinston and Single A Columbus during the **2000** season.

- Assigned to Kinston to open the season -- played in 26 games before being sidelined May 25-July 19 with right shoulder tendinitis.
- Had his contract transferred from Kinston to Columbus on July 19.
- Hit .373 (19x51) with seven doubles, a triple, two home runs and 11 RBI in 14 games during August with Columbus.

Earned New York-Penn League post-season all-star honors with Single A Mahoning Valley in **1999**.

- Topped all New York-Penn League catchers with 56 assists.
- Hit .356 (31x87) in 25 games during July.

Completed his second season with the Venezuelan Summer League Indians in **1998**.

Made his professional debut with the Venezuelan Summer League Indians during the **1997** season.

- Led the Venezuelan Summer League with a .344 batting average.

Signed by Cleveland as a non-drafted free agent on July 15, **1996**.

PERSONAL/MISCELLANEOUS

He, his wife Margret, son Victor Jose (8/28/04) and daughter Maria Victoria (4/10/07) reside in Ciudad Bolivar, VZ during the off-season.

- Toured Japan with the Major League Baseball All-Star team following the **2004** season.
- Actively participates in Tigers Dreams Come True and the Detroit Tigers Autographed Memorabilia Donation Program and participated in a pre-game ceremony prior to the annual Fiesta Tigres! game.

LARGEST SERIES CROWDS AT COMERICA PARK

The following is the largest series attendance for both a three-game and four-game series in the history of Comerica Park:

Series Dates	Opponent	Tickets Sold	Games
August 19-21, 2011	Cleveland Indians	132,239	Three
August 24-27, 2007	New York Yankees	174,109	Four



VICTOR JESUS MARTINEZ'S CAREER RECORD

Year	Club	AVG	G	AB	R	H	TB	2B	3B	HR	RBI	SH	SF	HB	BB	SO	SB	CS	OBP	SLG	E
1997	VSL Indians	.344	53	122	21	42	54	12	0	0	26	0	2	0	32	11	6	0	.474	.443	—
1998	VSL Indians	.269	55	160	28	43	59	13	0	1	27	1	1	5	32	14	8	2	.404	.369	—
1999	Mahoning Valley	.277	64	235	37	65	86	9	0	4	36	0	6	1	27	31	0	1	.346	.366	8
2000	Columbus	.371	21	70	11	26	43	9	1	2	12	0	2	1	11	6	0	0	.452	.614	2
	Kinston	.217	26	83	9	18	25	7	0	0	8	3	1	1	11	5	1	1	.313	.301	5
2001	Kinston	.329	114	420	59	138	205	33	2	10	57	0	3	8	39	60	3	3	.394	.488	16
2002	Akron	.336	121	443	84	149	255	40	0	22	85	0	6	8	58	62	3	3	.417	.576	10
	Cleveland	.281	12	32	2	9	13	1	0	1	5	0	1	0	3	2	0	0	.333	.406	1
2003	Akron#	.333	3	12	1	4	6	2	0	0	2	0	0	0	1	0	0	0	.333	.500	0
	Buffalo	.328	73	274	42	90	130	19	0	7	45	0	6	8	26	32	3	5	.395	.474	4
	Cleveland	.289	49	159	15	46	53	4	0	1	16	0	1	1	13	21	1	1	.345	.333	1
2004	Cleveland	.283	141	520	77	147	256	38	1	23	108	0	6	5	60	69	0	1	.359	.492	6
2005	Cleveland	.305	147	547	73	167	260	33	0	20	80	0	7	5	63	78	0	1	.378	.475	5
2006	Cleveland	.316	153	572	82	181	266	37	0	16	93	0	6	3	71	78	0	0	.391	.465	8
2007	Cleveland	.301	147	562	78	169	284	40	0	25	114	0	11	10	62	76	0	0	.374	.505	5
2008	Akron#	.333	2	6	1	2	5	0	0	1	1	0	0	0	1	2	0	0	.429	.833	0
	Buffalo#	.300	6	20	2	6	8	2	0	0	2	0	1	0	4	4	0	0	.400	.400	0
	Cleveland	.278	73	266	30	74	97	17	0	2	35	0	3	1	24	32	0	0	.337	.365	4
2009	Cleveland	.284	99	377	56	107	175	21	1	15	67	0	5	2	51	51	0	0	.368	.464	3
	Boston	.336	56	211	32	71	107	12	0	8	41	0	1	1	24	23	1	0	.405	.507	4
2010	Boston	.302	127	493	64	149	243	32	1	20	79	0	5	0	40	52	1	0	.351	.493	8
2011	Toledo#	.500	2	6	1	3	4	1	0	0	2	0	1	0	1	1	0	0	.500	.667	0
	DETROIT	.330	145	540	76	178	254	40	0	12	103	0	7	2	46	51	1	0	.380	.470	2
MINOR LEAGUE TOTALS		.317	540	1851	296	586	880	147	3	47	303	4	29	32	242	229	24	15	.399	.475	45
DETROIT TOTALS		.330	145	540	76	178	254	40	0	12	103	0	7	2	46	51	1	0	.380	.470	2
MAJOR LEAGUE TOTALS		.303	1149	4279	585	1298	2008	275	3	143	741	0	53	30	457	533	4	3	.370	.469	47

TRANSACTIONS

- Signed by Cleveland as a non-drafted free agent on July 15, 1996
- On disabled list, May 25-July 19, 2000 (right shoulder tendinitis)
- On temporarily inactive list, July 6-11, 2002 (Participating in Futures Game)
- On disabled list, August 9-September 2, 2003 (bone bruise in right ankle)
- On disabled list, June 12-August 29, 2008 (right elbow inflammation)
- On suspended list, September 25-27, 2008
- Acquired by Boston from Cleveland, in exchange for Nick Hagadone, Justin Masterson and Bryan Price on July 31, 2009
- On disabled list, June 28-July 26, 2010 (left thumb fracture)
- Signed by the Tigers as a free agent on November 29, 2010
- On disabled list, April 19-May 4, 2011 (strained right groin)

ALL-STAR GAME RECORD

Year	League/Site	POS.	AVG	AB	R	H	TB	2B	3B	HR	RBI	SH	SF	HB	BB	SO	SB	CS	OBP	SLG	E	
2004	AL/Houston	C	.000	1	0	0	0	0	0	0	0	0	0	0	0	0	0	0	.000	.000	0	
2007	AL/San Francisco	PH	1.000	1	1	1	4	0	0	1	2	0	0	0	0	0	0	0	1.000	4.000	0	
2009	AL/St. Louis	C	.000	0	0	0	0	0	0	0	0	0	0	0	1	0	0	0	1.000	.000	0	
2010	AL/Los Angeles - did not play																					
ALL-STAR GAME TOTALS			.500	2	1	1	4	0	0	1	2	0	0	0	1	0	0	0	.667	2.000	0	

WORLD BASEBALL CLASSIC RECORD

Year	Club	AVG	G	AB	R	H	TB	2B	3B	HR	RBI	SH	SF	HB	BB	SO	SB	CS	OBP	SLG	E
2006	Venezuela	.200	5	15	1	3	6	0	0	1	5	0	0	0	5	2	0	0	.400	.400	0

DIVISION SERIES RECORD

Year	Club/Opp.	AVG	G	AB	R	H	TB	2B	3B	HR	RBI	SH	SF	HB	BB	SO	SB	CS	OBP	SLG	E
2007	CLE vs. NYY	.353	4	17	2	6	10	1	0	1	4	0	0	1	1	3	0	0	.421	.588	0
2009	BOS vs. LAA	.182	3	11	0	2	2	0	0	0	2	0	0	0	1	2	0	0	.250	.182	0
2011	DET vs. NYY	.222	5	18	1	4	7	0	0	1	3	0	0	0	2	5	0	0	.300	.389	0
DIVISION SERIES TOTALS		.261	12	46	3	12	19	1	0	2	9	0	0	1	4	10	0	0	.333	.413	0

LEAGUE CHAMPIONSHIP SERIES RECORD

Year	Club/Opp.	AVG	G	AB	R	H	TB	2B	3B	HR	RBI	SH	SF	HB	BB	SO	SB	CS	OBP	SLG	E
2007	CLE vs. BOS	.296	7	27	4	8	12	1	0	1	3	0	0	0	3	5	0	0	.367	.444	0
2011	DET vs. TEX	.273	6	22	3	6	11	0	1	1	2	0	0	1	3	1	0	0	.385	.500	0
LCS TOTALS		.286	13	49	7	14	23	1	1	2	5	0	0	1	6	6	0	0	.375	.469	0



2012 TIGERS

CAREER FIELDING

	G	TC	PO	A	E	DP	PCT
Catcher	853	5715	5334	341	40	43	.993
First Base	152	1132	1059	66	7	111	.994

IN-DEPTH CATCHING STATISTICS

Year	G	SB	CS	CS %	CERA	PB	CPKO
2002	9	11	2	15.4%	3.65	1	0
2003	40	20	8	28.6%	4.18	3	0
2004	132	89	25	21.9%	4.98	9	0
2005	142	96	25	20.7%	3.68	3	2
2006	133	100	16	13.8%	4.48	4	0
2007	121	70	30	30.0%	4.01	6	1
2008	55	22	10	31.2%	4.31	2	0
2009	85	56	8	12.5%	5.55	4	0
2010	110	99	17	14.7%	4.28	4	2
2011	26	29	7	19.4%	5.26	0	0
Totals	853	592	148	20.0%	4.42	36	5

* - Does not include pitcher-assisted caught stealing

CAREER HIGHS

Hits: 5 (four times) - last, June 1, 2010 vs. Oakland

Home Runs: 3 - July 16, 2004 at Seattle

RBI: 7 - July 16, 2004 at Seattle

Stolen Bases: 1 (four times) - last, July 1, 2011 vs. San Francisco

Hitting Streak: 25 - August 28-September 26, 2010

GRAND SLAMS (2)

October 3, 2009 vs. Cleveland (Aaron Laffey)

September 7, 2011 at Cleveland (Tony Sipp)

THREE HOME RUN GAMES (1)

July 16, 2004 at Seattle

TWO HOME RUN GAMES (5)

June 10, 2006 at Chicago White Sox
August 27, 2010 at Tampa Bay

June 1, 2007 vs. Detroit
September 17, 2010 vs. Toronto

May 17, 2010 at New York Yankees



JAMES MCCANN

**NON-ROSTER
INVITEE**

Born: June 13, 1990 **Opening Day Age:** 21
Birthplace: Santa Barbara, CA **Residence:** Santa Barbara, CA
Bats/Throws: R/R **Height/Weight:** 6-2/210
Major League Service: 0.000 **Signed Through:** 2012
How Obtained: Selected by the Tigers in the second round of the June 2011 draft

CATCHER - 81

SEASON HIGHLIGHTS

Made his professional debut with the Gulf Coast League Tigers after being selected by Detroit in the second round of the June 2011 draft.

- Hit safely in four of his five games with the Gulf Coast League Tigers before his contract was transferred to Single A West Michigan for the remainder of the season on August 20.
- Named the ninth-best prospect and best defensive catcher in the Tigers organization following the season by *Baseball America*.
- Saw action with Team USA during the Pan American Games following the season.

PERSONAL/MISCELLANEOUS

Resides in Santa Barbara, CA during the off-season.

- Selected by the Chicago White Sox in the 31st round of the June 2008 draft out of Dos Pueblos High School in California, but he did not sign.
- Saw action in 49 games as a freshman at the University of Arkansas in 2009, hitting .242 (31x128) with six doubles, a



home run and 11 RBI.

- Batted .286 (61x213) with six doubles, nine home runs and 34 RBI in 59 games during his sophomore season at the University of Arkansas in **2010**.
- Played with Cotuit in the Cape Cod League during the summer of **2010**.
- Hit .306 (64x209) with 14 doubles, a triple, six home runs, 38 RBI and 11 stolen bases in 61 games during his junior season at the University of Arkansas in **2011**...named a semi-finalist for the Coleman Company-Johnny Bench Award, the award given annually to the top catcher in collegiate baseball.
- Recommended/signed by Chris Wimmer for the Tigers.

JAMES THOMAS MCCANN'S CAREER RECORD

Year	Club	AVG	G	AB	R	H	TB	2B	3B	HR	RBI	SH	SF	HB	BB	SO	SB	CS	OBP	SLG	E
2011	GCL Tigers	.357	5	14	1	5	9	1	0	1	6	0	0	1	1	1	0	0	.438	.643	1
	West Michigan	.059	9	34	0	2	3	1	0	0	1	0	1	1	2	12	0	0	.132	.088	1
MINOR LEAGUE TOTALS		.146	14	48	1	7	12	2	0	1	7	0	1	2	3	13	0	0	.222	.250	2

TRANSACTIONS

- Selected by the Chicago White Sox in the 31st round of the June 2008 draft
- Selected by the Tigers in the second round of the June 2011 draft



ANDY OLIVER

Born: December 3, 1987
Birthplace: Vermilion, OH
Bats/Throws: L/L
Major League Service: 0.034
How Obtained: Selected by the Tigers in the second round of the June 2009 draft
Opening Day Age: 24
Residence: Vermilion, OH
Height/Weight: 6-3/210
Signed Through: 2012

LEFTHANDED PITCHER - 43

2012 TIGERS

CAREER HIGHLIGHTS

The 2012 season will mark Oliver's fourth season with the Tigers organization.

- Selected to participate in the Futures Game held prior to Major League Baseball's All-Star Game in 2010, but he was unable to participate due to his promotion to Detroit.

SEASON HIGHLIGHTS

Tied for third in the International League with 143 strikeouts as he spent the majority of **2011** with Triple A Toledo.

- Fourth among all International League starters with 8.76 strikeouts per nine innings.
- Second in the league with 80 walks, while he tied for fifth with 12 losses.
- Posted a 4-2 record, 2.89 ERA (43.2IP/14ER) and 43 strikeouts in his first seven starts of the season April 7-May 14.
- Second in the International League with 31 strikeouts during April, while he tied for third with three wins.
- Compiled a 2.86 ERA (22.0IP/7ER) in four starts during May.
- Recalled by the Tigers from Toledo on May 28 -- started two games with Detroit before he was optioned back to Toledo for the remainder of the season on June 5.
- Fanned a season-high nine batters for the Mud Hens on June 13 versus Rochester -- matched the high with nine strikeouts on August 22 at Louisville.
- Tied for fifth in the International League with 30 strikeouts during July, while he also tied for fifth in the league with 35 strikeouts during August.
- Limited righthanded batters to a .250 batting average (98x362) with Toledo...lefties hit .327 (51x156) against him.
- Named the fifth-best prospect in the Tigers organization following the season by *Baseball America*.
- Started eight games with Salt River in the Arizona Fall League following the season, posting a 0-1 record, 5.82 ERA (17.0IP/11ER) and 15 strikeouts.

Began the **2010** season with Double A Erie before he saw action with both Toledo and the Tigers.

- Selected to participate in the Futures Game held prior to Major League Baseball's All-Star Game in Anaheim, but he was unable to participate due to his promotion to the Tigers.
- Compiled a season-best four-game winning streak with Erie April 18-May 18.
- Fanned a season-high 10 batters on April 29 at Bowie.



2012 TIGERS

- Finished 3-1 with a 2.36 ERA (34.1IP/9ER) in six starts during May.
- Had his contract purchased from Erie by the Tigers on June 25 -- third among all Eastern League pitchers with 70 strikeouts at the time of his promotion to Detroit.
- Made his major league debut on June 25 at Atlanta, taking the loss in the start as he allowed two runs in six innings.
- Suffered the loss in all four of his decisions with the Tigers before he was optioned to Toledo for the remainder of the season on July 19.
- Equaled a season high as he struck out 10 batters for the Mud Hens on August 24 versus Columbus.
- Posted a 2.61 ERA (38.0IP/11ER) in six starts for Toledo during August.
- Named the third-best prospect in the Tigers organization, the 13th-best prospect in the Eastern League and the 19th-best prospect in the International League following the season by *Baseball America*.

Detroit's second-round selection in the June draft, he did not pitch after agreeing to terms on August 17, 2009.

- Named the fourth-best prospect in the Tigers organization following the season by *Baseball America*.
- Compiled a 1-1 record, 2.81 ERA (16.0IP/5ER) and 16 strikeouts in 11 outings with Peoria in the Arizona Fall League following the season.

PERSONAL/MISCELLANEOUS

Resides in Vermilion, OH during the off-season.

- Selected by the Minnesota Twins in the 17th round of the June 2006 draft out of Vermilion High School in Ohio, but he did not sign.
- Went 6-1 with a 5.52 ERA (44.0IP/27ER) and 42 strikeouts in 13 outings (11 starts) as a freshman at Oklahoma State University in 2007.
- Appeared in nine games with Wareham in the Cape Cod League during the summer of 2007, posting a 1-1 record, 1.41 ERA (44.2IP/7ER) and 54 strikeouts...named the 10th-best prospect in the Cape Cod League by *Baseball America*.
- An All-Big-12 Conference selection as a sophomore at Oklahoma State University in 2008 after posting a 7-2 record, 2.20 ERA (98.1IP/24ER) and 96 strikeouts in 15 appearances (14 starts).
- Saw action with Team USA during the summer of 2008, finishing 2-0 with a 0.93 ERA (19.1IP/2ER) and 24 strikeouts.
- Compiled a 5-6 record, 5.30 ERA (88.1IP/52ER) and 97 strikeouts in 17 games (16 starts) during his junior season at Oklahoma State University in 2009.
- Participated in the Tigers Winter Caravan.
- Recommended/signed by Chris Wimmer for the Tigers.

ANDREW ALLEN OLIVER'S CAREER RECORD

Year	Club	W-L	ERA	G	GS	CG	SHO	SV	IP	H	AB	R	ER	HR	HB	BB	SO	WP	BK	AVG
2010	Erie	6-4	3.61	14	14	0	0	0	77.1	74	293	35	31	7	1	25	70	6	0	.253
	Toledo	3-4	3.23	9	9	0	0	0	53.0	43	190	23	19	6	1	25	49	1	0	.226
	DETROIT	0-4	7.36	5	5	0	0	0	22.0	26	84	22	18	3	2	13	18	3	0	.310
2011	Toledo	8-12	4.71	26	26	0	0	0	147.0	149	548	83	77	15	4	80	143	13	1	.272
	DETROIT	0-1	6.52	2	2	0	0	0	9.2	11	38	7	7	3	2	8	5	1	0	.289
MINOR LEAGUE TOTALS		17-20	4.12	49	49	0	0	0	277.1	266	1031	141	127	28	6	130	262	20	1	.258
MAJOR LEAGUE TOTALS		0-5	7.11	7	7	0	0	0	31.2	37	122	29	25	6	4	21	23	4	0	.303

TRANSACTIONS

- Selected by Minnesota in the 17th round of the June 2006 draft
- Selected by the Tigers in the second round of the June 2009 draft

MAJOR LEAGUE HITTING RECORD

	AVG	AB	R	H	2B	3B	HR	RBI	SH	SF	HBP	BB	SO
2011	—	—	—	—	—	—	—	—	—	—	—	—	—
Career	.000	2	0	0	0	0	0	0	0	0	0	0	1

CAREER FIELDING

	G	TC	PO	A	E	DP	PCT
Pitcher	7	4	0	3	1	0	.750

CAREER HIGHS

- Longest Winning Streak:** No major league wins
- Longest Losing Streak:** 4 - June 25-July 18, 2010
- Strikeouts:** 6 - June 30, 2010 at Minnesota
- Walks:** 5 (twice) - last, June 3, 2011 at Chicago
- Innings (starter):** 6.0 (three times) - last, May 29, 2011 vs. Boston
- Low-Hit Game:** 5 (twice) - last, May 29, 2011 vs. Boston (6.0IP)



JOSE ORTEGA

Born: October 12, 1988
Birthplace: Caja Seca, VZ
Bats/Throws: R/R
Major League Service: 0.000
How Obtained: Signed by the Tigers as a non-drafted free agent on July 3, 2006
Opening Day Age: 23
Residence: Palmarito, VZ
Height/Weight: 5-11/187
Signed Through: 2012

RIGHTHANDED PITCHER - 56

SEASON HIGHLIGHTS

Spent the entire **2011** season with Triple A Toledo, appearing in 33 games.

- Sideline April 7-May 17 with a right rib cage muscle strain.
- Compiled a 2.76 ERA (16.1IP/5ER) and 17 strikeouts over a 13-outing stretch June 19-July 24.
- Posted a 3.38 ERA (10.2IP/4ER) in eight appearances during June.
- Fanned a season-high three batters on July 24 at Durham -- equaled the high with three strikeouts on August 31 at Indianapolis and September 5 versus Columbus.
- Named the 29th-best prospect in the Tigers organization following the season by *Baseball America*.
- Appeared in six games with Magallanes in the Venezuelan Winter League following the season.

Combined to post a 3-4 record, 3.03 ERA (68.1IP/23ER) and 61 strikeouts in 43 appearances between Single A West Michigan, Single A Lakeland and Double A Erie during the **2010** season.

- Assigned to West Michigan to begin the season -- did not allow a run in seven straight outings April 15-May 2, tossing 8.2 scoreless innings.
- Had his contract transferred from West Michigan to Lakeland on June 11.
- Fanned a season-high six batters on July 14 versus Palm Beach.
- Had his contract transferred from Lakeland to Erie on July 19.
- Compiled a 1.29 ERA (14.0IP/2ER) over his final 10 outings of the season August 7-September 5.
- Named the 10th-best prospect and rated as possessing the best fastball in the Tigers organization following the season by *Baseball America*.
- Saw action in 12 games with Magallanes in the Venezuelan Winter League following the season, posting a 3.77 ERA (14.1IP/6ER) and 14 strikeouts.

Spent the entire **2009** season with Single A Oneonta, tying for the club lead with 25 appearances.

- Did not allow a run over his final eight outings of the season August 14-September 5, tossing 12.2 scoreless innings.
- Appeared in one game with Magallanes in the Venezuelan Winter League following the season.

Led the Venezuelan Summer League Tigers with 23 appearances during the **2008** season.

- Third in the Venezuelan Summer League with five home runs allowed.
- Finished ninth in the Venezuelan Summer League with a 1.59 ERA (22.2IP/4ER) in 10 outings during July.

Made his professional debut with the Venezuelan Summer League Tigers during the **2007** season.

- Did not allow a run over his final seven outings of the season July 13-August 4, tossing seven scoreless innings.

Signed by the Tigers as a non-drafted free agent on July 3, **2006**.

PERSONAL/MISCELLANEOUS

Resides in Palmarito, VZ during the off-season.

- Recommended/signed by German Robles for the Tigers.



2012 TIGERS

JOSE ANTONIO ORTEGA'S CAREER RECORD

Year	Club	W-L	ERA	G	GS	CG	SHO	SV	IP	H	AB	R	ER	HR	HB	BB	SO	WP	BK	AVG
2007	VSL Tigers	0-0	2.45	10	0	0	0	0	11.0	9	43	3	3	1	4	3	11	3	0	.209
2008	VSL Tigers	1-1	2.20	23	0	0	0	5	45.0	43	168	18	11	5	8	15	27	7	1	.256
2009	Oneonta	2-2	3.97	25	0	0	0	1	34.0	28	127	19	15	2	1	23	32	3	0	.220
2010	West Michigan	0-3	4.56	18	0	0	0	1	25.2	28	102	14	13	1	0	17	22	2	0	.275
	Lakeland	2-1	0.95	10	0	0	0	0	19.0	14	66	2	2	0	1	7	20	1	0	.212
	Erie	1-0	3.04	15	1	0	0	0	23.2	22	91	8	8	2	1	7	19	1	0	.242
2011	Toledo	1-3	6.30	33	0	0	0	0	50.0	61	197	41	35	7	3	27	44	2	0	.310
MINOR LEAGUE TOTALS		7-10	3.76	134	1	0	0	7	208.1	205	794	105	87	18	18	99	175	19	1	.258

TRANSACTIONS

- Signed by the Tigers as a non-drafted free agent on July 3, 2006
- On disabled list, April 7-May 17, 2011 (right rib cage muscle strain)



ERIC PATTERSON

NON-ROSTER INVITEE

Born: April 8, 1983
 Birthplace: Tallahassee, FL
 Bats/Throws: L/R
 Major League Service: 2.050
 How Obtained: Signed by the Tigers as a minor league free agent on December 16, 2011

Opening Day Age: 28
 Residence: Kennesaw, GA
 Height/Weight: 6-0/168
 Signed Through: 2012

SECOND BASEMAN/OUTFIELDER - 74

CAREER HIGHLIGHTS

The 2012 season will mark Patterson's first season with the Tigers organization.

- Selected to participate in the Futures Game held prior to Major League Baseball's All-Star Game in 2006.

SEASON HIGHLIGHTS

Opened the **2011** season with the San Diego Padres after being acquired from the Boston Red Sox in a five-player deal during the off-season -- saw action at second base, in left field, center field and right field with the Padres.

- Sideline March 22-April 10 with a left hamstring strain -- saw action in two games with Single A Lake Elsinore during an injury rehabilitation assignment April 7-9.
- Hit .323 (10x31) over a 14-game stretch with the Padres May 3-21.
- Had his contract designated for assignment by San Diego on June 9 -- his contract was outrighted by San Diego to Triple A Tucson for the remainder of the season on June 16.
- Sideline both July 3-14 and August 11-24 with a right wrist sprain.
- Batted .324 (23x71) with five doubles, two triples, two home runs and nine RBI in 18 games during August.
- Released by the Padres organization on December 9.

Began the **2010** season with the Oakland Athletics before he was acquired by Boston in a two-player deal on June 26.

- Matched a career high with three RBI on April 25 versus Cleveland.
- Equaled a career best with three hits on June 8 versus the Los Angeles Angels of Anaheim, July 5 at Tampa Bay and July 28 at the Los Angeles Angels of Anaheim.
- Belted two home runs on July 5 at Tampa Bay to establish a career high.
- Sideline August 16-September 1 with a neck strain -- saw action in four games with Triple A Pawtucket during an injury rehabilitation assignment August 27-September 1.
- Saw action in 22 games with Aguilas in the Dominican Winter League following the season, hitting .175 (11x63) with a double, two home runs and nine RBI.

Finished second in the Pacific Coast League with 11 triples and 43 stolen bases as he spent the majority of the **2009** season with Triple A Sacramento...finished fourth in the league with 91 runs scored.

- Batted .329 (23x70) in 19 games with Sacramento during April before he was recalled by Oakland on April 29.
- Saw action in two games with Oakland before he was optioned back to Sacramento on May 4.
- Collected a season-high five hits with Sacramento on May 15 versus Albuquerque -- equaled the season high with five hits on June 17 at Fresno.



- Belted a season-best two home runs with Sacramento on June 17 at Fresno.
- Compiled a 13-game hitting streak July 12-August 10, batting .458 (27x59) with seven doubles, a triple, three home runs and 12 RBI.
- Recalled by Oakland from Sacramento on July 24 -- saw action in 10 games with Oakland before he was optioned back to Sacramento on August 5.
- Eighth in the Pacific Coast League with a .388 batting average (33x85) in 19 games during August.
- Recalled by Oakland from Sacramento for the remainder of the season on August 28.
- Equaled a career high with three hits on September 11 at Minnesota and September 29 at Seattle.
- Batted .421 (16x38) over a 12-game stretch September 22-October 4.
- Established a career best with three RBI on September 24 versus Texas.

Opened the **2008** season in the Chicago Cubs organization before he was acquired by Oakland in a six-player deal on July 8 -- named to the Pacific Coast League's post-season all-star squad with Triple A Iowa and Sacramento.

- After opening the season with Iowa, he was recalled by the Cubs on April 16 -- saw action in three games with the Cubs before he was optioned back to Iowa on April 19.
- Sidelined April 23-May 6 with a right hamstring strain.
- Posted an 11-game hitting streak May 30-June 10, batting .396 (19x48) with three doubles, four home runs and 11 RBI.
- Recalled by the Cubs from Iowa on June 12 -- saw action in two games with the Cubs before being optioned back to Iowa on June 17...recalled by the Cubs from Iowa on June 21.
- Established a career high with three hits on June 21 versus the Chicago White Sox.
- Belted his first major league home run on June 22 versus the Chicago White Sox, a two-run shot off Javier Vazquez.
- Optioned by the Cubs to Iowa on July 3.
- Hit safely in his first eight games with Sacramento July 10-20, batting .417 (15x36).
- Recalled by Oakland from Sacramento on July 27 -- saw action in three games with Oakland before he was optioned back to Sacramento on July 31.
- Recalled by Oakland from Sacramento for the remainder of the season on August 13.

Selected to the Pacific Coast League's post-season all-star squad as he spent the majority of the **2007** season with Iowa...received his first major league action during two separate stints with the Cubs during the season.

- Named to *Baseball America's* Triple A all-star squad following the season.
- Finished fourth in the Pacific Coast League with 94 runs scored.
- Compiled a season-high 11-game hitting streak May 7-18, batting .447 (21x47) with four doubles, a triple, three home runs and nine RBI.
- Batted .351 (40x114) with six doubles, four triples, five home runs and 23 RBI in 29 games during May.
- Posted a 10-game hitting streak June 30-July 12, batting .348 (16x46) with three doubles, a triple, two home runs and six RBI.
- Collected a season-high five hits on July 24 at Colorado Springs.
- Had his contract purchased by the Cubs from Iowa on August 6 -- made his major league debut that evening at Houston, entering the game as a defensive replacement in left field.
- Collected his first major league hit on August 7 at Houston, a single off Woody Williams.
- Optioned to Iowa by the Cubs on August 14...recalled by the Cubs from Iowa on September 1 -- saw action in two games with the Cubs before he was optioned back to Iowa on September 3.
- Named the 12th-best prospect in the Cubs organization following the season by *Baseball America*.

Named to the Southern League's mid-season all-star squad and tabbed the best hustler in the league as he spent the majority of the **2006** season with Double A West Tenn.

- Finished second in the Southern League with 38 stolen bases.
- Earned a spot on the U.S. Team for the Futures Game held at Pittsburgh's PNC Park prior to Major League Baseball's All-Star Game.
- Tabbed the best baserunner in the Southern League by *Baseball America*.
- Selected the Southern League Player of the Week for June 19-25 -- batted .480 (12x25) with two doubles, a triple, home run and six RBI in seven games during the week.
- Had his contract transferred from West Tenn to Iowa for the remainder of the season on August 19.
- Named the sixth-best prospect in the Cubs organization and 17th-best prospect in the Southern League following the season by *Baseball America*.
- Saw action in 28 games with Mesa in the Arizona Fall League following the season, batting .345 (39x113) with six doubles, two triples, a home run, 13 RBI and 15 stolen bases.

Tabbed the Cubs Minor League Player of the Year as he spent his first professional season with Single A Peoria and



2012 TIGERS

West Tenn in **2005**.

- Selected to the Midwest League mid- and post-season all-star squads.
- Led the Midwest League with a .333 batting average, while he finished second with a .535 slugging percentage, third with 11 triples and a .405 on-base percentage and fifth with 40 stolen bases.
- Named to *Baseball America's* Low Single A all-star squad following the season.
- Tabbed the Midwest League Player of the Week for April 7-17 after hitting .429 (15x35) with a double, triple, two home runs and five RBI in 10 games -- earned Midwest League Player of the Week honors for a second time during the season July 18-24 after batting .464 (13x28) with three doubles, a triple, three home runs and eight RBI in six games.
- Posted a season-high 14-game hitting streak May 16-30, batting .403 (25x62) with three doubles, three triples, a home run and 11 RBI.
- Hit .439 (18x41) with three doubles, a triple, four home runs and 13 RBI during a 10-game hitting streak July 15-27.
- Belted a season-best two home runs on July 19 versus Cedar Rapids.
- Had his contract transferred from Peoria to West Tenn for the remainder of the season on August 28.
- Named the ninth-best prospect in the Cubs organization and 16th-best prospect in the Midwest League following the season by *Baseball America*.
- Saw action in 19 games with Mesa in the Arizona Fall League following the season, batting .301 (25x83) with four doubles, a triple, five RBI and five stolen bases.

Selected by the Cubs in the eighth round of the June **2004** draft...did not play after signing on August 27.

- Named the 23rd-best prospect in the Cubs organization following the season by *Baseball America*.

PERSONAL/MISCELLANEOUS

Resides in Kennesaw, GA during the off-season.

- His brother, Corey, has played at the major league level with the Chicago Cubs (2000-05), Baltimore Orioles (2006-07, 2010), Cincinnati Reds (2008), Washington Nationals (2009), Milwaukee Brewers (2009), Toronto Blue Jays (2011) and St. Louis Cardinals (2011)
- His father, Don, is a former NFL defensive back with the Detroit Lions (1979) and New York Giants (1980).
- Selected by Colorado in the 23rd round of the June **2001** draft out of Harrison High School in Georgia, but he did not sign.
- An All-Atlantic Coast Conference selection as a freshman at Georgia Tech University in **2002**, he hit .346 (90x260) with 73 runs scored, 14 doubles, three triples, three home runs, 40 RBI and 41 stolen bases -- selected to *Baseball America's* Freshman All-American squad.
- Batted .333 (35x105) with four doubles, a triple, 13 RBI and 17 stolen bases with Team USA during the summer of **2002** -- earned Summer League All-American honors from *Baseball America*.
- Hit .274 (68x248) with 56 runs scored, 11 doubles, four triples, two home runs, 35 RBI and 35 stolen bases as a sophomore at Georgia Tech University in **2003** to earn All-Atlantic Coast Conference honors.
- Saw action with Team USA during the summer of **2003**, batting .245 (27x110) with six doubles, three triples, a home run, 17 RBI and 13 stolen bases.
- Garnered All-Atlantic Coast Conference honors as a junior at Georgia Tech University in **2004** after hitting .326 (86x264) with 76 runs scored, 11 doubles, five triples, nine home runs, 49 RBI and 48 stolen bases -- selected to *Baseball America's* Third-Team All-American squad.

LONGEST HOME RUNS AT COMERICA PARK

Following are estimates of the 12 longest home runs hit at Comerica Park during its first 12 seasons:

Rank	Player, Team	Date	Distance
1	Carlos Pena, DET	September 25, 2005 vs. Seattle	461 ft.
2	Eric Munson, DET	June 26, 2004 vs. Arizona	457 ft.
3	Wily Mo Pena, ARI	June 24, 2011	454 ft.
4	Chipper Jones, ATL	June 9, 2004	453 ft.
5	Juan Gonzalez, DET	June 16, 2000 vs. Cleveland	450 ft.
	David Ortiz, BOS	May 14, 2010	450 ft.
7	Chipper Jones, ATL	June 10, 2004	448 ft.
8	Juan Gonzalez, DET	June 13, 2000 vs. Toronto	447 ft.
	Russell Branyan, CLE	June 17, 2000	447 ft.
	Juan Encarnacion, DET	July 4, 2001 vs. Kansas City	447 ft.
	Corey Koskie, MIN	July 19, 2002	447 ft.
	Dmitri Young, DET	June 1, 2005 vs. Texas	447 ft.



ERIC SCOTT PATTERSON'S CAREER RECORD

Year	Club	AVG	G	AB	R	H	TB	2B	3B	HR	RBI	SH	SF	HB	BB	SO	SB	CS	OBP	SLG	E
2005	Peoria	.333	110	432	90	144	231	26	11	13	71	4	7	4	53	94	40	11	.405	.535	9
	West Tenn	.200	9	30	5	6	8	2	0	0	2	0	1	0	6	7	3	2	.324	.267	1
2006	West Tenn	.263	121	441	66	116	180	22	9	8	48	7	6	1	46	89	38	12	.330	.408	14
	Iowa	.358	17	67	14	24	33	1	1	2	12	0	3	0	6	9	8	0	.395	.493	2
2007	Iowa	.297	128	516	94	153	235	28	6	14	65	4	6	2	54	85	24	9	.362	.455	12
	Chicago (NL)	.250	7	8	0	2	3	1	0	0	0	1	0	0	0	3	0	0	.250	.375	0
2008	Iowa	.320	52	203	33	65	105	16	3	6	28	2	2	1	12	45	11	0	.358	.517	6
	Chicago (NL)	.237	13	38	5	9	13	1	0	1	7	0	1	0	5	12	2	1	.318	.342	3
	Sacramento	.330	25	109	18	36	60	8	2	4	19	3	2	1	9	28	8	2	.380	.550	2
2009	Oakland	.174	30	92	11	16	19	3	0	0	8	0	0	0	12	24	8	0	.269	.207	5
	Sacramento	.307	110	466	91	143	230	29	11	12	56	6	4	2	52	81	43	6	.376	.494	9
	Oakland	.287	39	94	15	27	37	5	1	1	11	0	2	0	14	25	6	1	.373	.394	2
2010	Oakland	.204	45	103	13	21	42	5	2	4	9	1	0	0	7	31	6	0	.255	.408	1
	Pawtucket#	.235	4	17	4	4	8	2	1	0	0	0	0	0	1	7	3	0	.278	.471	1
	Boston	.226	45	84	13	19	34	3	3	2	7	1	0	1	7	31	5	1	.293	.405	2
2011	Lake Elsinore#	.000	2	4	0	0	0	0	0	0	0	0	0	0	2	1	1	0	.333	.000	0
	Tucson	.253	51	190	31	48	77	12	4	3	14	1	2	1	9	29	3	3	.287	.405	1
	San Diego	.180	47	89	8	16	26	2	1	2	8	0	2	0	12	22	8	2	.272	.292	2
MINOR LEAGUE TOTALS		.299	629	2475	446	739	1167	146	48	62	315	27	33	12	250	475	182	45	.361	.472	57
AL TOTALS		.223	159	373	52	83	132	16	6	7	35	2	2	1	40	111	25	2	.298	.354	10
NL TOTALS		.200	67	135	13	27	42	4	1	3	15	1	3	0	17	37	10	3	.284	.311	5
MAJOR LEAGUE TOTALS		.217	226	508	65	110	174	20	7	10	50	3	5	1	57	148	35	5	.294	.343	15

TRANSACTIONS

- Selected by Colorado in the 23rd round of the June 2001 draft
- Selected by the Chicago Cubs in the eighth round of the June 2004 draft
- On disabled list, April 23-May 6, 2008 (right hamstring strain)
- Acquired by Oakland along with Josh Donaldson, Sean Gallagher and Matt Murton from the Chicago Cubs, in exchange for Chad Gaudin and Rich Harden on July 8, 2008
- Acquired by Boston from Oakland, in exchange for Fabian Williamson on June 26, 2010
- On disabled list, August 16-September 1, 2010 (neck strain)
- Acquired by San Diego on December 16, 2010, as the player to be named along with Reymond Fuentes, Casey Kelly and Anthony Rizzo from Boston, in exchange for Adrian Gonzalez on December 6, 2010
- On disabled list, March 22-April 10, 2011 (left hamstring strain)
- On disabled list, July 3-14, 2011 (right wrist sprain)
- On disabled list, August 11-24, 2011 (right wrist sprain)
- Signed by the Tigers as a minor league free agent on December 16, 2011

CAREER FIELDING

	G	TC	PO	A	E	DP	PCT
Second Base	51	207	102	96	9	27	.957
Outfield	131	203	191	6	6	0	.970

CAREER HIGHS

- Hits:** 3 (six times) - last, July 28, 2010 at Los Angeles Angels of Anaheim
- Home Runs:** 2 - July 5, 2010 at Tampa Bay
- RBI:** 3 (twice) - last, April 25, 2010 vs. Cleveland
- Stolen Bases:** 2 (twice) - last, June 3, 2010 at Boston
- Hitting Streak:** 5 (twice) - last, May 14-21, 2011

TWO HOME RUN GAMES (1)

July 5, 2010 at Tampa Bay

TIGERS CATCHERS STOPPING THE RUNNING GAME

The following is a list of the top five Tigers catchers in throwing out baserunners attempting to steal (catcher caught stealings only) during a single season since the statistic started being tracked in 1975:

Player	Year	SB	CS	%
Lance Parrish	1984	44	37	45.7
Ivan Rodriguez	2006	25	21	45.7
Lance Parrish	1982	54	44	44.9
Lance Parrish	1983	57	46	44.7
Ivan Rodriguez	2005	33	26	44.1

Courtesy of STATS LLC



2012 TIGERS



DAVID PAULEY

Born: June 17, 1983	Opening Day Age: 28
Birthplace: Longmont, CO	Residence: Sawyer, MI
Bats/Throws: R/R	Height/Weight: 6-2/210
Major League Service: 2.011	Signed Through: 2012
How Obtained: Acquired by the Tigers along with Doug Fister from Seattle, in exchange for Charlie Furbush, Francisco Martinez, Casper Wells and a player to be named (Chance Ruffin on August 17, 2011) on July 30, 2011	

RIGHTHANDED PITCHER – 34

SEASON HIGHLIGHTS

Began the **2011** season with the Seattle Mariners before he was acquired by the Tigers in a six-player deal on July 30 -- compiled a 5-6 record and 3.16 ERA (74.0IP/26ER) in 53 outings between the two clubs.

- Third among all American League relievers with 74.0 innings pitched, while he tied for 10th with five wins.
- Fanned a season-high three batters on April 10 versus Cleveland -- matched the high with three strikeouts on May 21 at San Diego.
- Established a career high with four innings of relief on April 20 versus Detroit.
- Posted a 1.10 ERA (16.1IP/2ER) in nine appearances during April.
- Registered a career-best four-game winning streak May 3-28.
- Did not allow a run over 11 straight outings May 8-June 4, tossing 18.0 scoreless innings.
- Finished 4-0 with a 0.56 ERA (16.0IP/1ER) in 10 appearances during May -- tied for the lead in the American League with four wins during the month.
- Suffered the loss in five straight decisions July 8-September 22.
- Limited lefthanded hitters to a .194 batting average (25x129)...righties batted .277 (39x141) against him.
- Compiled a 5-3 record and 1.91 ERA (47.0IP/10ER) in 34 outings prior to the all-star break...finished 0-3 with a 5.33 ERA (27.0IP/16ER) in 19 appearances following the all-star break.

Signed by Seattle as a minor league free agent during the off-season, he was assigned to Triple A Tacoma to begin the **2010** season before he joined the Mariners for the remainder of the season on June 27.

- Fanned a season-high eight batters for Tacoma on May 26 versus Oklahoma City.
- Went the distance in a loss on June 16 at Colorado Springs.
- Had his contract purchased by Seattle from Tacoma on June 27.
- Equaled a career high with five strikeouts on July 24 versus Boston, August 13 at Cleveland, September 4 versus Cleveland and September 22 at Toronto.
- Earned his first major league win on August 13 at Cleveland.

Acquired by the Baltimore Orioles from the Boston Red Sox in a two-player deal on January 19, he was assigned to Triple A Norfolk for the entire **2009** season.

- Tied for second in the International League with 26 games started, while he finished fifth with 152.1 innings pitched... tied for fourth in the league with 12 losses.
- Fanned a season-high eight batters on July 21 at Gwinnett and September 6 at Durham.
- Took the loss in a complete game on September 1 versus Charlotte.
- Saw action in four games with La Guaira in the Venezuelan Winter League following the season.

Tied for second in the International League with 14 wins as he spent the majority of the **2008** season with Triple A Pawtucket in the Red Sox organization...sixth in the league with a 3.55 ERA.

- Recalled from Pawtucket by Boston on April 22 -- started that night for Boston versus the Los Angeles Angels of Anaheim before he was optioned back to Pawtucket.
- Compiled a nine-game winning streak May 8-July 6 -- posted a 3.27 ERA (74.1IP/27ER) during the 12-start stretch.
- Led the International League with five wins during May.
- Recalled from Pawtucket by Boston on August 13 -- did not appear in a game with the Red Sox before he was optioned back to Pawtucket by the club on the same day...recalled from Pawtucket by Boston for the remainder of the season on August 24.

Tied for fourth in the International League with 26 games started with Pawtucket during the **2007** season.



- Fanned a season-high nine batters on April 20 versus Rochester.
- Compiled a four-game winning streak May 15-June 14, posting a 3.06 ERA (35.1IP/12ER) over the six-start stretch.

Assigned to Double A Portland to begin the **2006** season.

- Posted a 2-1 record and 1.84 ERA (29.1IP/6ER) in five starts during April.
- Recalled from Portland by Boston on May 31 -- made his major league debut that night at Toronto, allowing six runs runs in 4.1 innings of work as he did not figure in the decision.
- Established a career best with five strikeouts on June 11 versus Texas.
- Optioned to Pawtucket by Boston on June 11.
- Sidelined for the remainder of the season after landing on the disabled list on August 2 with a right forearm strain.
- Compiled a 0-3 record and 5.06 ERA (26.2IP/15ER) in seven starts with Peoria in the Arizona Fall League following the season.

Spent the entire **2005** season with Portland, his first season in the Red Sox organization.

- Tied for second in the Eastern League with 27 games started.
- Posted a 2.49 ERA (21.2IP/6ER) in four starts during April.
- Tabbed the Eastern League Pitcher of the Week for May 30-June 5 -- won both of his starts during the week as he compiled a 2.57 ERA (14.0IP/4ER).
- Went the distance to earn the win on July 11 at New Hampshire.
- Tied for the lead in the Eastern League with four wins during July.
- Named the 16th-best prospect in the Red Sox organization following the season by *Baseball America*.

Tied for fifth in the California League with 128 strikeouts for Single A Lake Elsinore during the **2004** season.

- Second in the California League with 60 walks, while he finished third with 12 losses.
- Compiled a 2.82 ERA (38.1IP/12ER) in six outings (five starts) during August.
- Acquired by Boston from San Diego in a four-player deal on December 20.
- Named the 26th-best prospect in the Red Sox organization following the season by *Baseball America*.

Spent the entire **2003** season with Single A Fort Wayne.

- Compiled a 3-1 record and 2.55 ERA (24.2IP/7ER) in five starts during April.
- Sidelined June 6-July 6 with a right shoulder impingement.
- Fanned a season-best 11 batters on August 17 versus Dayton.
- Named the eighth-best prospect in the Padres organization following the season by *Baseball America*.

Finished 10th in the Northwest League with a 2.81 ERA with Single A Eugene during the **2002** season.

- Tied for the lead in the Northwest League with 15 games started.
- Finished fifth among all Northwest League starters with 1.91 walks per nine innings.
- Named the 20th-best prospect in the Padres organization following the season by *Baseball America*.

Made his professional debut with Rookie level Idaho Falls after being selected by San Diego in the eighth round of the June **2001** draft.

- Tied for the lead in the Pioneer League with nine losses and 15 games started.

PERSONAL/MISCELLANEOUS

He, his wife Samantha, daughter Emme (6/5/09) and son Cameron (1/6/12) reside in Sawyer, MI during the off-season.

TIGERS PICKING-OFF THE OPPOSITION

Frank Tanana is the Tigers all-time leader with 39 pitcher pick-offs since the statistic started being kept in 1974. Justin Thompson holds the club's single-season record with 12 pitcher pick-offs during the 1998 season. The following is a list of the top five pitchers in Tigers history in pitcher pick-offs:

Pitcher	Pick-offs
Frank Tanana	39
Mike Maroth	29
Justin Thompson	26
Justin Verlander	20
C.J. Nitkowski	13

Courtesy of STATS LLC



2012 TIGERS

DAVID WAYNE PAULEY'S CAREER RECORD

Year	Club	W-L	ERA	G	GS	CG	SHO	SV	IP	H	AB	R	ER	HR	HB	BB	SO	WP	BK	AVG
2001	Idaho Falls	4-9	6.03	15	15	0	0	0	68.2	88	286	57	46	8	1	24	53	6	0	.308
2002	Eugene	6-1	2.81	15	15	0	0	0	80.0	81	304	32	25	6	6	18	62	7	0	.266
2003	Fort Wayne	7-7	3.29	22	21	0	0	1	117.2	109	445	51	43	9	8	38	117	5	0	.245
2004	Lake Elsinore	7-12	4.17	27	26	0	0	0	153.1	155	579	89	71	8	8	60	128	6	0	.268
2005	Portland	9-7	3.81	27	27	1	0	0	156.0	169	616	86	66	18	5	34	104	6	0	.274
2006	Portland	2-3	2.39	10	10	0	0	0	60.1	54	218	20	16	6	2	17	47	0	0	.248
	Pawtucket	1-3	5.54	9	9	0	0	0	50.1	60	198	40	31	10	5	18	25	1	0	.303
	Boston	0-2	7.88	3	3	0	0	0	16.0	31	74	14	14	1	2	6	10	0	0	.419
2007	Pawtucket	6-6	4.33	27	26	0	0	0	153.2	164	609	90	74	18	7	49	110	8	1	.269
2008	Pawtucket	14-4	3.55	25	25	0	0	0	147.0	147	558	68	58	10	10	41	103	3	0	.263
	Boston	0-1	11.68	6	2	0	0	0	12.1	23	60	17	16	2	1	5	11	0	0	.383
2009	Norfolk	9-12	4.37	27	26	1	0	0	152.1	171	602	87	74	15	15	45	108	3	0	.284
2010	Tacoma	1-6	3.68	15	14	1	0	0	85.2	82	323	38	35	6	5	26	56	3	0	.254
	Seattle	4-9	4.07	19	15	0	0	0	90.2	89	351	44	41	13	4	30	51	4	0	.254
2011	Seattle	5-4	2.15	39	0	0	0	0	54.1	38	190	13	13	2	4	16	34	0	0	.200
	DETROIT	0-2	5.95	14	0	0	0	0	19.2	26	80	14	13	4	1	6	10	0	0	.325
MINOR LEAGUE TOTALS		66-70	3.96	219	214	3	0	1	1225.0	1280	4738	658	539	114	72	370	913	48	1	.270
DETROIT TOTALS		0-2	5.95	14	0	0	0	0	19.2	26	80	14	13	4	1	6	10	0	0	.325
MAJOR LEAGUE TOTALS		9-18	4.52	81	20	0	0	0	193.0	207	755	102	97	22	12	63	116	4	0	.274

TRANSACTIONS

- Selected by San Diego in the eighth round of the June 2001 draft
- On disabled list, June 6-July 6, 2003 (right shoulder impingement)
- Acquired by Boston along with Jay Payton, Ramon Vazquez and cash considerations from San Diego, in exchange for Dave Roberts on December 20, 2004
- On disabled list, August 2-29, 2006 (right forearm strain)
- On disabled list, August 29-November 6, 2006 (right forearm strain)
- Acquired by Baltimore from Boston, in exchange for Randor Bierd on January 19, 2009
- Signed by Seattle as a minor league free agent on December 28, 2009
- On temporarily inactive list, April 30-May 4, 2010
- On temporarily inactive list, May 15-19, 2010
- Acquired by the Tigers along with Doug Fister from Seattle, in exchange for Charlie Furbush, Francisco Martinez, Casper Wells and a player to be named (Chance Ruffin on August 17, 2011) on July 30, 2011

CAREER FIELDING

	G	TC	PO	A	E	DP	PCT
Pitcher	81	33	12	21	0	1	1.000

CAREER HIGHS

- Longest Winning Streak:** 4 - May 3-28, 2011
- Longest Losing Streak:** 5 - July 8-September 22, 2011
- Strikeouts:** 5 (five times) - last, September 22, 2010 at Toronto
- Walks:** 3 (five times) - last, September 10, 2010 at Los Angeles Angels of Anaheim
- Innings (starter):** 7.0 - October 2, 2010 vs. Oakland
- Innings (relief):** 4.0 - April 20, 2011 vs. Detroit
- Low-Hit Game:** 2 - July 9, 2010 vs. New York Yankees (5.0IP)



JHONNY PERALTA

Born: May 28, 1982
Birthplace: Santiago, DR
Bats/Throws: R/R
Major League Service: 7.118
Opening Day Age: 29
Residence: Santiago, DR
Height/Weight: 6-2/215
Signed Through: 2012
 (club option for 2013)
How Obtained: Acquired by the Tigers along with cash considerations from Cleveland, in exchange for Giovanni Soto on July 28, 2010

SHORTSTOP - 27

CAREER HIGHLIGHTS

- The 2012 season will mark Peralta's third season with the Tigers...marks the final year of a two-year contract, plus a club option for 2013, he agreed to terms on with the club on November 8, 2010.
- Selected to the American League's all-star squad with the Tigers in 2011.



SEASON HIGHLIGHTS

Selected to the American League's all-star squad for the first time in his career as he completed his first full season with the Tigers in **2011**.

- Second among all American League shortstops with a .299 batting average and 84 RBI when playing the position, while he finished third with 20 home runs.
- Finished second among all American League shortstops with a .988 fielding percentage.
- Posted an 11-game hitting streak May 3-16, batting .421 (16x38) with three doubles, five home runs and 12 RBI.
- Collected the 1,000th hit of his major league career on May 14 versus Kansas City, a double off Jeff Francis.
- Compiled an 11-game hitting streak May 21-June 3 -- hit .447 (17x38) with four doubles, two home runs and eight RBI.
- Tabbed the Tigers Player of the Month for May after hitting .354 (28x79) with seven doubles, seven home runs and 20 RBI in 23 games -- sixth in the American League with a .354 batting average during the month, while he tied for sixth with seven home runs and tied for eighth with 20 RBI.
- Belted the third grand slam of his career on June 17 at Colorado -- established a season high with four RBI in the game ...matched the high with four RBI on July 22 at Minnesota.
- Equaled a career high with a 12-game hitting streak June 22-July 5, batting .391 (18x46) with three doubles, a triple, three home runs and nine RBI.
- Hit .320 (31x97) with four doubles, a triple, five home runs and 16 RBI in 25 games during June.
- Drove in at least one run in six straight at-bats between July 21-22 at Minnesota -- according to STATS LLC, he became just the sixth major league player since 1974 with at least one RBI in six straight plate appearances, joining Cleveland's Manny Ramirez (1998), Kansas City's Jermaine Dye (1999), Boston's Kevin Millar (2003), Atlanta's Jeff Francoeur (2007) and Washington's Elijah Dukes (2009)...Dye had an RBI in seven straight appearances for the Royals in 1999.
- Selected the Tigers Player of the Month for July after batting .325 (27x83) with five doubles, three home runs and 15 RBI in 24 games.
- Hit .323 (121x375) versus righthanded pitchers...batted .240 (36x150) with lefties on the mound.
- Batted .312 (92x295) in 82 games prior to the all-star break...hit .283 (65x230) in 64 games following the all-star break.
- Hit .307 (47x153) with runners in scoring position.

Acquired by the Tigers from Cleveland in a two-player deal on July 28, **2010**, he combined to hit .249 (137x551) with 30 doubles, two triples, 15 home runs and 81 RBI in 148 games with the two clubs.

- Tied for fourth in the American League with 10 sacrifice flies.
- Posted a 10-game hitting streak May 11-20, batting .333 (14x42) with four doubles, a triple, home run and seven RBI.
- Drilled the 100th home run of his major league career on May 31 at Yankee Stadium off New York's Andy Pettitte.
- Collected a season-high four hits on June 4 at Chicago's U.S. Cellular Field against the White Sox.
- Belted two home runs in his Tigers debut on July 30 at Boston to equal a career high -- according to the Elias Sports Bureau, Billy McMillon was the only player in Tigers history to connect for two home runs in his debut with the club prior to Peralta doing so...McMillon connected for two home runs in his Tigers debut on August 5, 2000 versus Minnesota... additionally, both of Peralta's home runs came in his first two at-bats with the club and according to the Elias Sports Bureau, he became the first player in Tigers history to accomplish that feat.
- Matched a career best with two home runs on August 15 at Chicago's U.S. Cellular Field against the White Sox.
- Batted .388 (19x49) with three doubles, two home runs and 13 RBI over the course of a season-high 11-game hitting streak August 21-September 3.
- Tied for eighth in the American League with 18 RBI during September.

Began the **2009** season as Cleveland's shortstop before he shifted to third base on a full-time basis.

- Batted .316 (30x95) in 25 games during May.
- Connected for his second career grand slam on July 26 at Seattle.
- Tied for third in the American League with 20 RBI during July -- hit .296 (29x98) with six doubles and five home runs in 24 games during the month.

Tied for fifth in the American League with 104 runs scored for the Indians during the **2008** season, while he tied for ninth with 42 doubles.

- Collected 23 home runs and 86 RBI while playing shortstop during the season -- led all American League shortstops in both categories.
- Became the 12th shortstop in major league history with 40-or-more doubles and 20-or-more home runs in a season.
- Compiled a 10-game hitting streak May 24-June 3, batting .341 (15x44) with 10 runs scored, four doubles, three home runs and five RBI.
- Established a career high with five hits on June 30 at Chicago's U.S. Cellular Field against the White Sox -- matched the high with five hits on August 6 at Tampa Bay...became the first Indians player to collect five hits in a game twice



2012 TIGERS

during the same season since Joe Carter did so in 1986.

- Posted a season-best 11-game hitting streak July 6-21, batting .356 (16x45) with 12 runs scored, six doubles, five home runs and 15 RBI.
- Batted .381 (16x42) with eight runs scored, five doubles, a triple, two home runs and 10 RBI over the course of a 10-game hitting streak July 28-August 6.
- Tied for fourth in the American League with 10 doubles during July, while he tied for fifth with 23 RBI -- hit .303 (30x99) with 19 runs scored, two triples and five home runs in 24 games during the month.
- Hit .313 (35x112) with 21 runs scored, six doubles, four home runs and 16 RBI in 28 games during August.
- Third among all American League shortstops with a .979 fielding percentage.
- Hit .261 (89x341) in 87 games prior to the all-star break...batted .295 (78x264) in 67 games following the all-star break.
- Saw action with Aguilas in the Dominican Winter League following the season -- hit .329 (27x82) with 12 runs scored, five doubles, a triple, two home runs and 14 RBI in 20 games.

Belted 21 home runs at shortstop for the Indians in **2007** to lead all American League shortstops.

- Established a career high with five RBI on May 1 versus Toronto -- equaled the high with five RBI on July 27 versus Minnesota.
- Matched a career best with a 12-game hitting streak May 23-June 3, batting .388 (19x49).
- Hit .336 (37x110) with 21 runs scored, four doubles, six home runs and 19 RBI in 28 games during May -- tied for eighth in the American League with 37 hits during the month, while he tied for 10th with 21 runs scored.
- Equaled a career high with two home runs on July 27 versus Minnesota -- matched the high with two home runs on September 17 versus Detroit.
- Third among all American League shortstops with a .974 fielding percentage.

Third among all American League shortstops with a .974 fielding percentage for the Indians during the **2006** season.

- Equaled a career high with two home runs on July 4 versus the New York Yankees.
- Did not commit an error at shortstop in 41 consecutive games July 9-August 31.
- Connected for his first career grand slam on August 20 at Tampa Bay.

Completed his first full season at the major league level with the Indians in **2005**, establishing a franchise single-season record with 24 home runs hit while playing shortstop.

- Hit .309 (21x69) with 10 runs scored, three doubles, a triple, five home runs and 13 RBI in 22 games during May.
- Established a career high with a 12-game hitting streak June 28-July 9, batting .438 (21x48) with four doubles, three home runs and nine RBI.
- Batted .333 (34x102) with 15 runs scored, seven doubles, six home runs and 19 RBI in 28 games during July -- tied for ninth in the American League with six home runs during the month.
- Connected for two home runs on August 16 versus Texas to establish a career high.
- Hit .302 (38x126) with runners in scoring position.

Tabbed the International League's Most Valuable Player with Triple A Buffalo during the **2004** season.

- Selected to both the International League's mid- and post-season all-star squads.
- Led the International League with 109 runs scored and 181 hits, while he finished second with 44 doubles and tied for third with a .326 batting average.
- Named the best batting prospect in the International League by *Baseball America*.
- Posted a season-high 14-game hitting streak May 17-31 -- batted .356 (21x59) with four doubles, a home run and 12 RBI over the course of the streak.
- Belted a season-high two home runs on July 2 versus Syracuse -- matched the high with two home runs on July 8 at Charlotte.
- Saw action in all nine of Buffalo's games during the International League playoffs -- hit .324 (11x34) with a double, home run and four RBI.
- Recalled by the Indians from Buffalo on September 19 -- saw action in eight games with Cleveland.

Began the **2003** season with Buffalo before he saw his first major league action in two separate stints with the Indians.

- Recalled by the Indians from Buffalo on June 12 -- made his major league debut that night versus San Diego as a defensive replacement at third base...at 21 years old, he was the youngest player in the American League during the 2003 season.
- Recorded his first major league hit on June 15 versus Los Angeles, a single in the third inning off Hideo Nomo.
- Optioned back to Buffalo on June 24 -- saw action in six games with Buffalo before he was recalled for the remainder of the season by the Indians on July 1.
- Belted his first major league home run on July 27 versus Minnesota, a solo shot in the third inning off Rick Reed.



Spent the entire **2002** season with Double A Akron -- led the club with 130 games played and 470 at-bats.

- Combined to hit .307 (62x202) with 30 runs scored, 16 doubles, two triples, six home runs and 28 RBI in 56 games during June and July.
- Belted a season-high two home runs on August 16 versus Altoona.
- Batted .059 (1x17) in five games during the Eastern League playoffs.
- Named the 17th-best prospect in the Indians organization following the season by *Baseball America*.
- Saw action with Phoenix in the Arizona Fall League following the season.

Saw action in 125 games as he spent the entire **2001** season with Single A Kinston.

- Batted .316 (30x95) with nine doubles, two triples, two home runs and 15 RBI in 26 games during August.
- Hit .143 (1x7) with an RBI in three games during the Carolina League playoffs.
- Named the 19th-best prospect in the Indians organization following the season by *Baseball America*.

Led all South Atlantic League shortstops with a .949 fielding percentage with Single A Columbus in **2000**.

- Named the 19th-best prospect in the Indians organization following the season by *Baseball America*.

Made his professional debut with the Dominican Summer League Indians after signing with Cleveland as a non-drafted free agent on April 14, **1999**.

PERSONAL/MISCELLANEOUS

He, his wife Molly and daughter Analise Marie (10/25/09) reside in Santiago, DR during the off-season.

- Actively participates with the Detroit Tigers Autographed Memorabilia Donation Program, participated in a pre-game ceremony prior the annual Fiesta Tigres! game and threw the ceremonial first pitch at the 2011 Detroit Tigers Hometown Championship, an annual tournament that serves nearly 750 youth made possible in part through his financial support.

JHONNY ANTONIO PERALTA'S CAREER RECORD

Year	Club	AVG	G	AB	R	H	TB	2B	3B	HR	RBI	SH	SF	HB	BB	SO	SB	CS	OBP	SLG	E
1999	DSL Indians	.303	62	208	48	63	107	14	6	6	43	0	4	2	33	49	14	3	.397	.514	—
2000	Columbus	.241	106	349	52	84	108	13	1	3	34	1	2	2	59	102	7	6	.352	.309	26
2001	Kinston	.240	125	441	57	106	155	24	2	7	47	2	3	1	58	148	4	8	.328	.351	27
2002	Akron	.281	130	470	62	132	215	28	5	15	62	7	11	5	45	97	4	2	.343	.457	21
2003	Buffalo	.257	63	237	25	61	78	12	1	1	21	3	0	3	15	45	1	3	.310	.329	10
	Cleveland	.227	77	242	24	55	79	10	1	4	21	2	2	4	20	65	1	3	.295	.326	8
2004	Buffalo	.326	138	556	109	181	274	44	2	15	86	0	9	4	54	126	8	4	.384	.493	27
	Cleveland	.240	8	25	2	6	7	1	0	0	2	0	0	0	3	6	0	1	.321	.280	3
2005	Cleveland	.292	141	504	82	147	262	35	4	24	78	1	4	3	58	128	0	2	.366	.520	19
2006	Cleveland	.257	149	569	84	146	219	28	3	13	68	3	3	1	56	152	0	1	.323	.385	16
2007	Cleveland	.270	152	574	87	155	247	27	1	21	72	1	7	4	61	146	4	4	.341	.430	19
2008	Cleveland	.276	154	605	104	167	286	42	4	23	89	2	5	4	48	126	3	1	.331	.473	14
2009	Cleveland	.254	151	582	57	148	218	35	1	11	83	2	6	4	51	134	0	2	.316	.375	19
2010	Cleveland	.246	91	334	37	82	130	23	2	7	43	0	6	1	32	69	1	0	.308	.389	5
	DETROIT	.253	57	217	23	55	86	7	0	8	38	0	4	0	21	34	0	0	.314	.396	3
2011	DETROIT	.299	146	525	68	157	251	25	3	21	86	0	9	2	40	95	0	2	.345	.478	7
MINOR LEAGUE TOTALS		.277	624	2261	353	627	937	135	17	47	293	13	29	17	264	567	38	26	.353	.414	111
DETROIT TOTALS		.286	203	742	91	212	337	32	3	29	124	0	13	2	61	129	0	2	.336	.454	10
MAJOR LEAGUE TOTALS		.268	1126	4177	568	1118	1785	233	19	132	580	11	46	23	390	955	9	16	.330	.427	113

TRANSACTIONS

- Signed by Cleveland as a non-drafted free agent on April 14, 1999
- Acquired by the Tigers along with cash considerations from Cleveland, in exchange for Giovanni Soto on July 28, 2010

ALL-STAR GAME RECORD

Year	League/Site	POS.	AVG	AB	R	H	TB	2B	3B	HR	RBI	SH	SF	HB	BB	SO	SB	CS	OBP	SLG	E
2011	AL/Arizona	SS	.000	2	0	0	0	0	0	0	0	0	0	0	0	0	0	0	.000	.000	0

DIVISION SERIES RECORD

Year	Club/Opp.	AVG	G	AB	R	H	TB	2B	3B	HR	RBI	SH	SF	HB	BB	SO	SB	CS	OBP	SLG	E
2007	CLE vs. NYY	.467	4	15	2	7	10	3	0	0	2	0	0	0	4	3	1	0	.579	.667	0
2011	DET vs. NYY	.222	5	18	0	4	6	2	0	0	1	0	0	1	1	4	0	0	.300	.333	0
DIVISION SERIES TOTALS		.333	9	33	2	11	16	5	0	0	3	0	0	1	5	7	1	0	.436	.485	0

2012 TIGERS



2012 TIGERS

LEAGUE CHAMPIONSHIP SERIES RECORD

Year	Club/Opp.	AVG	G	AB	R	H	TB	2B	3B	HR	RBI	SH	SF	HB	BB	SO	SB	CS	OBP	SLG	E
2007	CLE vs. BOS	.259	7	27	4	7	15	2	0	2	8	0	1	0	1	8	0	0	.276	.556	0
2011	DET vs. TEX	.217	6	23	2	5	12	1	0	2	2	1	0	0	1	4	0	0	.250	.522	0
LCS TOTALS		.240	13	50	6	12	27	3	0	4	10	1	1	0	2	12	0	0	.264	.540	0

CAREER FIELDING

	G	TC	PO	A	E	DP	PCT
First Base	3	9	8	1	0	0	1.000
Third Base	213	594	150	424	20	48	.966
Shortstop	897	4076	1369	2614	93	599	.977

CAREER HIGHS

Hits: 5 (twice) - last, August 6, 2008 at Tampa Bay
Home Runs: 2 (six times) - last, August 15, 2010 at Chicago White Sox
RBI: 5 (twice) - last, July 27, 2007 vs. Minnesota
Stolen Bases: 1 (nine times) - last, April 8, 2010 at Chicago White Sox
Hitting Streak: 12 (three times) - last, June 22-July 5, 2011

GRAND SLAMS (3)

August 20, 2006 at Tampa Bay (Brian Meadows) July 26, 2009 at Seattle (Shawn Kelley) June 17, 2011 at Colorado (Jason Hammel)

TWO HOME RUN GAMES (6)

August 16, 2005 vs. Texas July 4, 2006 vs. New York Yankees July 27, 2007 vs. Minnesota
 September 17, 2007 vs. Detroit July 30, 2010 at Boston August 15, 2010 at Chicago White Sox



HERNAN PEREZ

Born: March 26, 1991 **Opening Day Age:** 21
Birthplace: Aragua, VZ **Residence:** Aragua, VZ
Bats/Throws: R/R **Height/Weight:** 6-1/185
Major League Service: 0.000 **Signed Through:** 2012
How Obtained: Signed by the Tigers as a non-drafted free agent on July 2, 2007

INFIELDER - 52

SEASON HIGHLIGHTS

- Selected to both the Midwest League's mid- and post-season all-star squads with Single A West Michigan in **2011**.
- Finished fifth in the Midwest League with 503 at-bats.
 - Tied for the lead among all Midwest League second basemen with 55 double plays.
 - Collected a season-high four hits on April 13 versus Great Lakes.
 - Batted .329 (23x70) in 20 games during April.
 - Hit .330 (36x109) in 28 games during May -- tied for third in the Midwest League with 36 hits, while he finished seventh with a .330 batting average.
 - Compiled a season-best nine-game hitting streak June 17-29, batting .297 (11x37) with a double, two home runs and five RBI.
 - Named the 30th-best prospect in the Tigers organization following the season by *Baseball America*.
 - Saw action in 18 games with Salt River in the Arizona Fall League following the season, hitting .302 (19x63) with six doubles and nine RBI...appeared in four games with Caracas in the Venezuelan Winter League following the season.

Topped all Midwest League shortstops with 615 total chances, 200 putouts and 380 assists as he spent the entire **2010** season with West Michigan.

- Hit .304 (28x92) with six doubles, two home runs and 21 RBI in 26 games during August.

Saw action with the Gulf Coast League Tigers, West Michigan and Single A Lakeland during the **2009** season.

- Assigned to the Gulf Coast League Tigers to begin the season -- batted .324 (12x37) with five doubles, a triple and five RBI in his first nine games of the season June 23-July 6.
- Had his contract transferred from the Gulf Coast League Tigers to West Michigan on July 13 -- saw action in 12 games with West Michigan before his contract was transferred back to the Gulf Coast League Tigers on July 28.
- Had his contract transferred from the Gulf Coast League Tigers to Lakeland for the remainder of the season on August



- 11 -- hit .288 (15x52) in 14 games during August with Lakeland.
- Saw action in two games with Caracas in the Venezuelan Winter League following the season.

Made his professional debut with the Venezuelan Summer League Tigers during the **2008** season.

- Led the Venezuelan Summer League with 265 at-bats, while he tied for second with 68 games played and tied for third with four triples.
- Topped all league shortstops with 341 total chances, 88 putouts and 231 assists.

Signed by the Tigers as a non-drafted free agent on July 2, **2007**.

PERSONAL/MISCELLANEOUS

Resides in Aragua, VZ during the off-season.

- Recommended/signed by Jesus Garces and Pedro Chavez for the Tigers.

HERNAN ALEJANDRO PEREZ'S CAREER RECORD

Year	Club	AVG	G	AB	R	H	TB	2B	3B	HR	RBI	SH	SF	HB	BB	SO	SB	CS	OBP	SLG	E
2008	VSL Tigers	.226	68	265	38	60	79	8	4	1	22	3	3	4	16	35	4	4	.278	.298	22
2009	GCL Tigers	.222	21	81	9	18	32	9	1	1	9	1	0	1	3	14	2	0	.259	.395	1
	West Michigan	.227	12	44	0	10	12	0	1	0	5	1	0	0	0	8	2	1	.227	.273	3
	Lakeland	.264	21	72	7	19	25	4	1	0	10	1	1	0	3	21	0	0	.289	.347	3
2010	West Michigan	.235	124	473	45	111	141	15	0	5	50	2	5	2	25	98	5	1	.273	.298	35
2011	West Michigan	.258	129	503	69	130	183	23	3	8	42	11	8	6	38	87	23	6	.314	.364	24
MINOR LEAGUE TOTALS		.242	375	1438	168	348	472	59	10	15	138	19	17	13	85	263	36	12	.287	.328	88

TRANSACTIONS

- Signed by the Tigers as a non-drafted free agent on July 2, 2007



RICK PORCELLO

Born: December 27, 1988
Birthplace: Morristown, NJ
Bats/Throws: R/R
Major League Service: 2.170
How Obtained: Selected by the Tigers in the first round (27th overall) of the June 2007 draft
Opening Day Age: 23
Residence: Chester, NJ
Height/Weight: 6-5/200
Signed Through: 2012

RIGHTHANDED PITCHER - 48

CAREER HIGHLIGHTS

The 2012 season will mark Porcello's fourth season at the major league level with the Tigers.

- Named the American League Rookie of the Month with the Tigers in May of 2009.
- Won 14 games for the Tigers in 2009, marking the most in Tigers history by a pitcher age 20-or-younger -- surpassed Dave Rozema, who won 11 games for the Tigers in 1977 before celebrating his 21st birthday on August 5.

SEASON HIGHLIGHTS

Completed his third season at the major league level with the Tigers in **2011**, establishing career highs with 182.0 innings pitched and 104 strikeouts...matched a career best with his 14 wins.

- Finished with 14 wins, marking his third consecutive season with 10-or-more wins -- became the first major league pitcher to post three-or-more consecutive seasons with 10-or-more wins prior to turning 23 since Dwight Gooden did so in four consecutive seasons with the New York Mets (1984-87).
- Posted a 4-0 record and 1.59 ERA (39.2IP/7ER) over a six-start stretch April 15-May 22.
- Equaled a career high with eight innings pitched on May 22 at Pittsburgh -- tossed eight innings on July 29 versus the Los Angeles Angels of Anaheim to match the career high.
- Earned the win on July 3 versus San Francisco despite hitting three batters and throwing three wild pitches -- according to the Elias Sports Bureau, he joined Houston's Joe Niekro (1985) and Tampa Bay's Victor Zambrano (2003) to become just the third major league pitcher to hit three-or-more batters and throw three-or-more wild pitches in a single outing in the last 40 seasons...all three pitchers earned the win in their respective outing.
- Matched a career best with a five-game winning streak July 3-29.
- Compiled a 5-0 record and 3.06 ERA (32.1IP/11ER) in five starts during July -- tied for the lead in the American League



2012 TIGERS

with five wins during the month...marked the second time in his career he finished a month with a 5-0 record, also doing so in May of 2009...according to the Elias Sports Bureau, he is the first major league pitcher to have more than one month with a 5-0 record prior to turning 23 since Wally Bunker did so at age 19 for the Baltimore Orioles in 1964.

- Posted a 3-1 record and 3.50 ERA (46.1IP/18ER) over his final seven starts of the season August 26-September 28.
- Finished 2-1 with a 3.55 ERA (33.0IP/13ER) in five starts during September.
- Posted a 1.74 ground ball/fly ball ratio (322 ground balls/185 fly balls) -- sixth best in the American League.
- Held righthanded hitters to a .248 batting average (72x290)...lefties hit .321 (138x430) against him.
- Finished 9-4 with a 4.00 ERA (99.0IP/44ER) in 17 starts on the road...posted a 5-5 record and 5.64 ERA (83.0IP/52ER) in 14 starts at home.
- Started Game Four of the American League Division Series on October 4 versus the New York Yankees -- at 22 years, nine months and seven days old, he became the youngest Tigers pitcher to start a post-season game.

Finished third on the Tigers staff with 10 wins as he completed his second season with the club in **2010**.

- Tied for sixth in the American League with 2.1 walks per nine innings.
- Started the Tigers home opener versus Cleveland on April 9 -- at 21 years old, he became the youngest pitcher to start a home opener for Detroit since at least 1952.
- Suffered the loss in six straight decisions May 29-August 3 to establish a career-long losing streak.
- Compiled a 2-3 record and 3.13 ERA (31.2IP/11ER) in five starts during May.
- Optioned to Triple A Toledo by the Tigers on June 20 -- started four games with the Mud Hens before he was recalled by the Tigers for the remainder of the season on July 17.
- Equaled a career high with eight strikeouts on July 29 at Tampa Bay.
- Matched a career best with a five-game winning streak August 24-September 26 -- compiled a 2.98 ERA (42.1IP/14ER) over the course of the six-start stretch.
- Finished 7-5 with a 4.30 ERA (92.0IP/44ER) in 15 starts at home...posted a 3-7 record and 5.73 ERA (70.2IP/45ER) in 12 starts on the road.
- Compiled a 4-7 record and 6.14 ERA (70.1IP/48ER) in 13 starts prior to the all-star break...went 6-5 with a 4.00 ERA (92.1IP/41ER) in 14 starts following the all-star break.

Topped all American League rookies with 14 wins in his first season at the major league level with the Tigers in **2009**.

- His 14 wins mark the most in Tigers history by a pitcher age 20-or-younger -- surpassed Dave Rozema, who won 11 games for the Tigers in 1977 before celebrating his 21st birthday on August 5.
- According to the Elias Sports Bureau, he became just the fourth pitcher age 20-or-younger since 1970 with 14-or-more wins in a season -- he joined Cincinnati's Don Gullett in 1971 (16 wins), Minnesota's Bert Blyleven in 1971 (16 wins) and New York's Dwight Gooden in 1984 (17 wins) and 1985 (24 wins).
- Selected to *Baseball America's* All-Rookie Team following the season.
- Tabbed the Detroit Sports Broadcasters Association Tigers Rookie of the Year.
- Made his major league debut on April 9 at Toronto, taking the loss after allowing four runs in five innings of work -- opposed Ricky Romero in his debut and, according to the Elias Sports Bureau, it marked the first time since Major League Baseball's Draft began in 1965 that two first-round selections making their major league debut squared off against each other...Porcello became the first Tigers starting pitcher to make his major league debut against another pitcher making his debut since Nate Cornejo did so at Texas on August 8, 2001 against Joaquin Benoit...at 20 years, three months and 13 days old, he became the youngest Tigers pitcher to start a game in his major league debut for the club since Bruce Robbins was 19 years old in his debut on July 28, 1979.
- Earned his first major league win on April 19 at Seattle, limiting the Mariners to one run over seven innings of work -- at 20 years, three months and 23 days old, he became the youngest Tigers pitcher to record a victory since Bruce Robbins earned the win on August 28, 1979 at 19 years, 11 months and 28 days old.
- Became the youngest Tigers pitcher to start a game at Comerica Park at 20 years, four months and two days old, doing so on April 29 versus the New York Yankees -- became the third-youngest pitcher to start a game at Comerica Park, behind Seattle's Felix Hernandez at 19 years, three months and 26 days old on August 4, 2005 and Los Angeles' Clayton Kershaw at 20 years, two months and 27 days old on June 15, 2008.
- Posted a five-game winning streak May 5-27, the longest winning streak by a Tigers pitcher age 20-or-younger since at least 1954 -- marked the longest winning streak by a Tigers rookie pitcher since Armando Galarraga also won five straight decisions July 23-August 19, 2008...became the fourth pitcher age 20-or-younger since at least 1954 to record a streak of five-or-more victories in a single season, joining Fernando Valenzuela (eight, April 9-May 14, 1981), Dwight Gooden (seven on two occasions, August 11-September 12, 1984 and July 9-August 10, 1985) and Wally Bunker (six, May 5-June 1, 1964).
- Won seven of his nine starts May 5-June 18 -- according to the Elias Sports Bureau, he became the first major league pitcher under 21 to win seven of nine starts since Dwight Gooden did so in 1985...prior to Porcello, the last American



League pitcher to do so was Jim Palmer in 1966.

- Compiled a 5-0 record and 1.50 ERA (30.0IP/5ER) over a five-start stretch May 5-27 -- according to the Elias Sports Bureau, he is the second-youngest pitcher in major league history to post a 5-0 record with an ERA of 1.50-or-lower over any five-start stretch...only Dwight Gooden, who went 5-0 with a 1.43 ERA over a five-start stretch at age 19 in 1984, was younger than Porcello.
- According to the Elias Sports Bureau, he became the sixth pitcher since 1900 to win four straight starts while allowing one-or-fewer runs in a single season prior to turning 21 years old as he did so over a four-start stretch May 5-22 -- joined Christy Mathewson (six straight in 1901 at age 20), Chief Bender (four straight in 1903 at age 19), Walter Johnson (five straight in 1908 at age 20), Fernando Valenzuela (seven straight in 1981 at age 20) and Kerry Wood (four straight in 1998 at age 20) in accomplishing the feat.
- Selected the American League's Rookie of the Month for May -- finished 5-0 with a 1.50 ERA (30.0IP/5ER) in five starts during the month...topped all league pitchers with a 1.50 ERA during May, while he tied for the lead with five wins... became second Tigers pitcher to ever win the award, joining Justin Verlander, who won the award in May of 2006.
- Collected two hits and two RBI as he earned the win on June 12 at Pittsburgh -- according to the Elias Sports Bureau, he became the first Tigers pitcher to earn the win in a game in which he collected two hits and two RBI since Woodie Fryman did so for the club on September 20, 1972 at Cleveland.
- Earned his 10th victory of the season on August 6 versus Baltimore in Detroit's 107th game of the season -- according to the Elias Sports Bureau, he is only the second pitcher over the last 20 years to record his 10th win that early in a season at age 20-or-younger...Felix Hernandez earned his 10th win for the Mariners in the club's 107th game of the 2006 season as well.
- Ejected on August 11 at Boston following a bench-clearing incident in the second inning -- served a five-game suspension from Major League Baseball August 12-17.
- Fanned a career-high eight batters on August 18 versus Seattle -- equaled the high with eight strikeouts on October 6 at Minnesota.
- Finished 2-1 with a 3.16 ERA (31.1IP/11ER) in six starts during August.
- Defeated Ricky Romero and the Toronto Blue Jays at Comerica Park on September 13 for his 13th victory of the season -- according to the Elias Sports Bureau, it marked only the second game in the majors since 1968 to feature rookie starters who both had already won at least 12 games that season...Kansas City's Tom Gordon defeated California's Jim Abbott in Anaheim on September 27, 1989 in the other such match-up.
- Earned Tigers Pitcher of the Month honors for September as he posted a 3-1 record and 3.22 ERA (36.1IP/13ER) in six starts -- tied for eighth in the American League with three wins during the month.
- Limited righthanded batters to a .248 batting average (69x278)...lefties hit .281 (107x381) against him.
- Posted an 8-3 record and 3.87 ERA (83.2IP/36ER) in 15 starts at home...finished 6-6 with a 4.03 ERA (87.0IP/39ER) in 16 starts on the road.
- Compiled an 8-6 record and 4.14 ERA (87.0IP/40ER) in 16 starts prior to the all-star break...finished 6-3 with a 3.76 ERA (83.2IP/35ER) in 15 starts following the all-star break.
- Posted a 2.23 ground ball/fly ball ratio (312 ground balls/140 fly balls) -- second best among all American League pitchers.
- Tied for fifth in the American League with 24 grounded into double plays induced.

Led the Florida State League with a 2.66 ERA as he made his professional debut with Single A Lakeland in 2008... selected Lakeland's Pitcher of the Year.

- Selected to both the Florida State League's mid- and post-season all-star squads.
- Tied for second among all league starters with a .244 batting average against, while he finished fifth with 11.52 baserunners per nine innings.
- Topped all league pitchers with 55 total chances and 34 assists, while he tied for the lead with 17 putouts.
- Finished 13th in the Florida State League with a 2.37 ERA (30.1IP/8ER) in six starts during April.
- Earned Florida State League Pitcher of the Week honors for May 5-11 after winning both of his starts and allowing two unearned runs in 11.0 innings of work during the week.
- Compiled a 2-1 record and 2.60 ERA (27.2IP/8ER) in five starts during May -- 11th in the league with a 2.60 ERA during the month.
- Posted a five-game winning streak over a 10-start stretch June 27-August 27.
- Finished 2-0 with a 1.80 ERA (20.0IP/4ER) in four starts during August.
- Limited lefthanded batters to a .230 batting average (44x191)...righties hit .253 (72x285) against Porcello.
- Named the top prospect in the Tigers organization and Florida State League following the season by *Baseball America* ...rated as possessing the best curveball and changeup in the Tigers organization by the publication.

Detroit's first-round selection in the June draft, he did not pitch after agreeing to terms on August 15, 2007.



2012 TIGERS

- Named the top prospect and rated as possessing the best fastball and slider in the Tigers organization following the season by *Baseball America*.

PERSONAL/MISCELLANEOUS

Resides in Chester, NJ during the off-season.

- Posted a 6-0 record, 0.30 ERA, two saves and 69 strikeouts in 10 games during his junior season at Seton Hall Prep High in **2006**.
- Selected to participate in the Aflac All-American High School Baseball Classic in **2006** -- fanned three batters in an inning of work.
- Selected *USA Today's* High School Player of the Year in **2007** after compiling a 10-0 record, 1.18 ERA and 112 strikeouts in 71 innings pitched as a senior at Seton Hall Prep High in West Orange, NJ...tabbed a First-Team High School All-American by *Baseball America* and the Louisville Slugger High School Player of the Year in New Jersey.
- Named the **2006-07** Gatorade National Baseball Player of the Year.
- Fired a 77-pitch perfect game on May 12, **2007** against Newark Academy.
- Actively participates with Tigers Dreams Come True and the Detroit Tigers Autographed Memorabilia Donation Program, served as a spokesman for Gloves for Kids, participates in Autographs for a Cause (donated funds to Gloves for Kids), sponsored several families from area pediatric hospitals to attend "Keeping Kids in the Game" and participated in the Tigers Winter Caravan.
- Recommended/signed by Bill Buck for the Tigers.

FREDERICK ALFRED PORCELLO'S CAREER RECORD

Year	Club	W-L	ERA	G	GS	CG	SHO	SV	IP	H	AB	R	ER	HR	HB	BB	SO	WP	BK	AVG
2008	Lakeland	8-6	2.66	24	24	0	0	0	125.0	116	476	51	37	7	11	33	72	3	0	.244
2009	DETROIT	14-9	3.96	31	31	0	0	0	170.2	176	659	81	75	23	3	52	89	6	1	.267
2010	Toledo	1-2	3.21	4	4	0	0	0	28.0	24	98	11	10	0	1	10	19	0	1	.245
	DETROIT	10-12	4.92	27	27	0	0	0	162.2	188	652	96	89	18	7	38	84	11	3	.288
2011	DETROIT	14-9	4.75	31	31	0	0	0	182.0	210	720	103	96	18	8	46	104	12	0	.292
MINOR LEAGUE TOTALS		9-8	2.76	28	28	0	0	0	153.0	140	574	62	47	7	12	43	91	3	1	.244
MAJOR LEAGUE TOTALS		38-30	4.54	89	89	0	0	0	515.1	574	2031	280	260	59	18	136	277	29	4	.283

TRANSACTIONS

- Selected by the Tigers in the first round (27th overall) of the June 2007 draft
- On suspended list, August 12-17, 2009

DIVISION SERIES RECORD

Year	Club/Opp.	W-L	ERA	G	GS	CG	SHO	SV	IP	H	AB	R	ER	HR	HB	BB	SO	WP	BK	AVG
2011	DET vs. NYY	0-1	6.00	1	1	0	0	0	6.0	5	22	4	4	0	2	1	5	0	0	.227

LEAGUE CHAMPIONSHIP SERIES RECORD

Year	Club/Opp.	W-L	ERA	G	GS	CG	SHO	SV	IP	H	AB	R	ER	HR	HB	BB	SO	WP	BK	AVG
2011	DET vs. TEX	0-0	4.00	3	1	0	0	0	9.0	10	37	5	4	0	0	1	7	0	0	.270

MAJOR LEAGUE HITTING RECORD

	AVG	AB	R	H	2B	3B	HR	RBI	SH	SF	HBP	BB	SO
2011	.167	6	0	1	0	0	0	0	0	0	0	0	3
Career	.250	12	0	3	0	0	0	2	1	0	0	0	5

CAREER FIELDING

	G	TC	PO	A	E	DP	PCT
Pitcher	89	101	35	61	5	8	.950

CAREER HIGHS

Longest Winning Streak: 5 (three times) - last, July 3-29, 2011

Longest Losing Streak: 6 - May 29-August 3, 2010

Strikeouts: 8 (three times) - last, July 29, 2010 at Tampa Bay

Walks: 4 (three times) - last, July 24, 2010 vs. Toronto

Innings (starter): 8.0 (six times) - last, July 29, 2011 vs. Los Angeles Angels of Anaheim

Low-Hit Game: 1 - May 22, 2011 at Pittsburgh (8.0IP)



RYAN RABURN

Born: April 17, 1981
Birthplace: Tampa, FL
Bats/Throws: R/R
Major League Service: 4.109
How Obtained: Selected by the Tigers in the fifth round of the June 2001 draft
Opening Day Age: 30
Residence: Balm, FL
Height/Weight: 6-0/185
Signed Through: 2012

SECOND BASEMAN/OUTFIELDER - 25

CAREER HIGHLIGHTS

The 2012 season will mark the seventh season in which Raburn has seen action at the major league level with the Tigers...marks the final year of a two-year contract he agreed to terms on with the club on January 12, 2011.

SEASON HIGHLIGHTS

Appeared in a career-high 121 games during the **2011** season as he saw action at first base, second base, third base, left field, center field and right field for the Tigers.

- Collected a season-high four RBI on April 22 versus the Chicago White Sox -- matched the high with four RBI on June 5 at Chicago's U.S. Cellular Field against the White Sox.
- Belted the third grand slam of his career on June 5 at Chicago's U.S. Cellular Field against the White Sox.
- Hit .324 (12x37) over an 11-game stretch July 4-25.
- Batted .323 (20x62) with three doubles, a triple, two home runs and eight RBI in 19 games during August.
- Equaled a career high with four hits on September 12 at Chicago's U.S. Cellular Field against the White Sox.
- Batted .471 (16x34) with four doubles, a triple, two home runs and seven RBI over his final 11 games of the season September 12-27.
- Hit .383 (18x47) with four doubles, a triple, three home runs and nine RBI in 17 games during September -- fourth in the American League with a .383 batting average during the month.
- Hit .274 (40x146) versus lefthanded pitchers...batted .245 (59x241) with righties on the mound.
- Batted .341 (44x129) in 45 games following the all-star break...hit .213 (55x258) in 76 games prior to the all-star break.

Established career highs with 54 runs scored, 104 hits, 25 doubles and 62 RBI as he spent the majority of the **2010** season with the Tigers.

- Optioned to Triple A Toledo by the Tigers on May 12 -- saw action in seven games with the Mud Hens before he was recalled by the Tigers for the remainder of the season on May 22.
- Hit .342 (68x199) with 37 runs scored, 14 doubles, 13 home runs and 39 RBI over his final 53 games of the season August 5-October 4 -- second among all American League players with a .342 batting average and .608 slugging percentage during that stretch, while he tied for second with 27 extra-base hits, finished third with 37 runs scored, tied for third with 13 home runs, finished fourth with 39 RBI, tied for fourth with 68 hits and tied for fifth with 14 doubles.
- Belted a game-tying, three-run home run with two outs in the bottom of the ninth inning on August 5 versus the Chicago White Sox -- according to the Elias Sports Bureau, it marked the first game-tying or go-ahead home run by a Tigers player with the club down to its last out and trailing by at least three runs in the ninth inning-or-later since May 28, 1998 when Andy Tomberlin capped a five-run rally in the bottom of the ninth inning versus the White Sox at Tiger Stadium with a game-tying three-run home run.
- Established a career high with a 10-game hitting streak August 18-29, batting .357 (15x42) with five doubles, three home runs and 10 RBI.
- Equaled a career best with two home runs on August 29 at Toronto.
- Tabbed the Tigers Player of the Month for August after hitting .308 (32x104) with 21 runs scored, seven doubles, eight home runs and 21 RBI in 28 games -- tied for fourth in the American League with eight home runs during the month, while he tied for sixth with 21 RBI.
- Selected the Tigers Player of the Month for September after batting .378 (34x90) with seven doubles, five home runs and 17 RBI in 25 games -- second in the American League with a .378 batting average during the month, while he tied for ninth with 34 hits.
- Batted .208 (25x120) with two home runs in 43 games prior to the all-star break...hit .315 (79x251) with 13 home runs in 70 games following the all-star break.



2012 TIGERS

Established career highs in nearly every offensive category, including hits (76), home runs (16) and RBI (45) as he spent the majority of the **2009** season with the Tigers.

- Opened the season with Toledo -- connected for two home runs with the Mud Hens on April 14 at Louisville.
- Recalled by the Tigers from Toledo on April 22 -- was leading the International League with five home runs at the time of his recall by the Tigers.
- Hit .414 (12x29) with two doubles, three home runs and 11 RBI over a 12-game stretch May 13-June 4.
- Belted his second career grand slam on May 15 versus Oakland -- drove in a season-high five runs.
- Homered in three straight games May 15-20.
- Saw action at first base on May 25 at Kansas City after entering the game as a pinch-runner -- marked his first professional action at the position.
- Batted .300 (12x40) with a double, three home runs and 12 RBI in 16 games during May.
- Belted a pinch-hit, walk-off home run on June 23 versus the Chicago Cubs -- marked the first pinch-hit, walk-off home run by a Tigers player since Lou Whitaker connected for a three-run home run off Chicago's Roberto Hernandez in a 7-5 victory over the White Sox on August 23, 1995 at Tiger Stadium.
- Collected a season-high three hits on June 25 versus the Chicago Cubs -- equaled the high with three hits on June 30 at Oakland, July 29 at Texas, August 1 at Cleveland, August 20 versus Seattle, September 8 at Kansas City and October 4 versus the Chicago White Sox.
- Equaled a career high with two home runs on August 21 at Oakland -- matched the career high with two home runs on October 4 versus the Chicago White Sox.
- Batted .327 (16x49) with four home runs in 27 games during August.
- Belted his second career lead-off home run on September 14 versus Toronto, connecting off David Purcey.
- Hit .321 (17x53) with two doubles, four home runs and eight RBI in 24 games during September.
- Batted .305 (39x128) with four home runs versus righthanded pitchers...hit .278 (37x133) with 12 home runs against lefthanded pitchers.
- Hit .258 (34x132) in 57 games at home...batted .326 (42x129) in 56 games on the road.
- Batted .269 (32x119) in 50 games prior to the all-star break...hit .310 (44x142) in 63 games following the all-star break.

Made the Tigers Opening Day roster out of Spring Training in **2008**, marking the first time he has appeared on an Opening Day roster at the major league level.

- Displayed his versatility for the Tigers, seeing action at five positions for the the club: second base (16 games), third base (18 games), left field (30 games), center field (six games) and right field (22 games).
- Appeared in one game as a pinch-runner for Detroit before being optioned to Toledo on April 5.
- Hit safely in four of his five games with the Mud Hens before he was recalled by the Tigers for the remainder of the season on April 13.
- Connected for his first career pinch-hit home run on June 17 at San Francisco.
- Belted his first career grand slam on June 28 versus Colorado, connecting off Jeff Francis in the fourth inning.
- Batted .320 (8x25) with two doubles, a home run and four RBI in 14 games during July.
- Equaled a career high with four hits on August 5 at Chicago's U.S. Cellular Field against the White Sox.

Opened the **2007** season with Toledo and he spent the first three months of the season with the Mud Hens before earning a promotion to Detroit -- tabbed the Detroit Sports Broadcasters Association Tigers Rookie of the Year.

- Selected to the International League's mid-season all-star squad -- unable to participate in the Triple A All-Star Game due to his promotion to Detroit.
- Rated as possessing the best outfield arm in the International League by *Baseball America*.
- Tied for third in the International League with 15 RBI during April, while he tied for fifth with four home runs.
- Hit for the cycle on May 27 versus Columbus -- first Mud Hens player to accomplish the feat since Dewayne Wise on May 14, 2005 at Pawtucket.
- Tied for third in the International League with six home runs during May, while he finished fifth with 22 RBI -- hit .290 (29x100) with 24 runs scored, six doubles and two triples in 29 games during the month.
- Hit .357 (15x42) with five doubles, a home run and five RBI over a 10-game hitting streak June 18-28.
- Selected the TOPPS Player of the Month in the International League in June after hitting .348 (39x112) with 22 runs scored, nine doubles, a triple, six home runs and 24 RBI in 28 games -- led the league with 68 total bases during the month, while he finished fourth with 24 RBI, tied for fourth with six home runs and sixth with a .348 batting average.
- Joined the Tigers after having his contract purchased from Toledo on July 6 -- at the time of his promotion, he was leading the International League with 60 runs scored, while he was second with 64 RBI, tied for third with 41 extra-base hits and a .540 slugging percentage and fourth with 17 home runs.
- Belted his first major league home run on July 21 versus Kansas City, a lead-off blast off Jorge De La Rosa.
- Established career highs with four hits, two home runs and seven RBI on July 25 at U.S. Cellular Field against the White



Sox -- first Tigers player with seven RBI since Carlos Pena on May 19, 2003 at Cleveland...it marked the 13th seven-or-more RBI game by a Tigers player since at least 1957, including the only one by a club rookie during that stretch...his four hits were the most by a club rookie since Curtis Granderson collected five hits on September 18, 2005 at the Los Angeles Angels of Anaheim...his 11 total bases were the most by a Tigers player in a single game since Ivan Rodriguez collected 11 total bases on April 5, 2006 at Kansas City.

- Hit .387 (12x31) in 12 games during July, collecting two doubles, three home runs and 10 RBI.
- Batted .338 (27x80) against righthanded pitchers for the Tigers...hit .259 (15x58) with lefties on the mound.
- Hit .359 (14x39) with runners in scoring position.

Spent his second season with Toledo in **2006**, earning International League all-star honors as he split time between second base and the outfield.

- Batted .436 (24x55) with five doubles, a triple, four home runs and 12 RBI during a 13-game hitting streak May 7-20.
- Belted a season-high two home runs on May 18 at Norfolk.
- Named the Tigers Minor League Player of the Month for May after hitting .323 (32x99) with 16 runs scored, seven doubles, a triple, five home runs and 20 RBI -- tied for third in the league with 20 RBI during the month, while he was fifth with 56 total bases.
- Hit .314 (33x105) with 16 runs scored, nine doubles, a triple, five home runs and 15 RBI in 27 games during June -- fourth in the league with 59 total bases during the month.
- Sidelined August 11-26 with a left rib cage contusion.
- Saw action in nine games during the International League playoffs, batting .114 (4x35) with a home run and two RBI.
- Named the 27th-best prospect in the Tigers organization following the season by *Baseball America*.

Spent the entire **2005** season at Toledo, clubbing 19 home runs for the Mud Hens.

- Led all International League second basemen with 21 errors.
- Hit safely in 14 of his 15 games May 29-June 13, batting .386 (22x57) with 11 runs scored, five doubles, a triple, two home runs and eight RBI.
- Drove in a season-high four runs on June 21 at Ottawa -- equaled the high with four RBI in the second game of a doubleheader on August 22 at Charlotte.
- In six games during the International League playoffs, he hit .348 (8x23) with a double and three RBI.
- Named the 18th-best prospect in the Tigers organization following the season by *Baseball America*.

Played the majority of his first season as a second baseman at Double A Erie in **2004**, before seeing his first major league action with the Tigers in September.

- Opened the season on the disabled list at Erie with a dislocated right finger.
- His option was transferred to Single A Lakeland on May 14 after being reinstated from the disabled list -- played in three games with Lakeland before having his option transferred back to Erie on May 18.
- Sixth in the Eastern League with a .390 on-base percentage for the SeaWolves, while he finished ninth with a .533 slugging percentage and tied for ninth with a .301 batting average.
- Collected a season-high two home runs and four RBI May 26 versus Akron -- equaled the high in home runs on August 4 at Portland and matched the best in RBI on July 7 versus Binghamton, August 4 at Portland and August 10 versus Reading.
- Posted two four-hit games for the SeaWolves: June 20 versus Altoona and August 10 versus Reading.
- Over his final 56 games of the season July 4-September 6, he hit .367 (81x221) with 48 runs scored, 25 doubles, four triples, 12 home runs and 52 RBI.
- Recorded a 13-game hitting streak July 4-19, batting .442 (23x52) with five runs scored, seven doubles, a triple, three home runs and 13 RBI.
- Tied for fourth in the league with nine doubles during July and tied for sixth with 21 RBI -- batted .348 (32x92) in 24 games during the month, scoring 11 runs and belting four home runs.
- Reached base safely via a hit or walk in his final 25 games of the season August 9-September 6, hitting .420 (42x100) with 30 runs scored, 13 doubles, two triples, four home runs, 22 RBI and a .482 on-base percentage.
- Recorded the league's longest hitting streak, a 20-game streak August 9-31...batted .476 (39x82) over the course of the streak, scoring 26 runs and collecting 12 doubles, two triples, four home runs and 22 RBI.
- Selected as the Eastern League's Player of the Week for August 9-15 after batting .520 (13x25) with 10 runs scored, five doubles, two home runs and nine RBI in six games.
- Named the Tigers Minor League Player of the Month for August after hitting .407 (48x118) with 33 runs, 15 doubles, two triples, eight home runs and 31 RBI in 29 games -- led the league with a .407 batting average, 33 runs scored, 48 hits and 15 doubles during the month, while he was second with 31 RBI and tied for fifth with eight home runs.
- Led all Eastern League second basemen with 26 errors.



2012 TIGERS

- Hit .310 (31x100) against lefthanded pitchers in the Eastern League and .297 (79x266) with righties on the mound.
- Saw action in three games during the Eastern League playoffs for the SeaWolves, hitting .286 (4x14) with a double.
- Recalled from Erie by the Tigers on September 12 -- made his major league debut that day versus Minnesota, striking out as a pinch-hitter in the ninth inning.
- Collected his first major league hit, a run-scoring double, in the fifth inning off CC Sabathia on September 16 at Cleveland.
- Named the eighth-best prospect in the Tigers organization following the season by *Baseball America*.
- Played with Grand Canyon in the Arizona Fall League following the season, hitting .250 (17x68) with 17 runs scored, three doubles, four home runs and eight RBI in 21 games.

Combined to hit .241 with 15 home runs and 68 RBI between Single A West Michigan and Lakeland in 2003...third among all Tigers minor leaguers in RBI and fourth in home runs.

- Opened the season with West Michigan, hitting safely in 13 of his 16 games with the Whitecaps.
- Hit safely in eight of his final nine games with West Michigan April 14-22, batting .400 (14x35) with 11 runs scored, six doubles, three home runs and 11 RBI.
- Tied for fifth in the Midwest League during April with three home runs and he finished seventh with a .351 batting average (20x57).
- Promoted to Lakeland on April 23...fifth in the Florida State League with a home run every 27.08 at-bats.
- Drove in a season-best four runs on May 6 versus Fort Myers...equaled the season high at Jupiter on May 21.
- Garnered Florida State League Player of the Week honors for May 19-26 after hitting .429 (9x21) with nine runs scored, two doubles, a home run and four RBI in seven games.
- Collected a season-high five hits on June 2 at Fort Myers.
- Belted three home runs during June, tied for fifth-most in the Florida State League.
- Batted .325 (13x40) with eight runs scored, two doubles, two triples and 11 RBI over a 14-game stretch July 5-22.
- Fared better against lefthanders in the Florida State League, hitting .324 (24x74)...batted .191 (48x251) for Lakeland versus righties.
- Named the 11th-best prospect in the Tigers organization following the season by *Baseball America*.

Sidelined for the first three months of the 2002 season due to a right hip strain.

- Joined the Gulf Coast League Tigers on July 8 to begin an injury rehab assignment...hit safely in six straight games for the Tigers July 10-16, batting .429 (9x21) with four runs scored, three doubles, a triple, home run and four RBI.
- Activated from the disabled list and sent to West Michigan on July 17.
- Posted a season-best eight-game hitting streak July 17-25, batting .355 (11x31) with five runs scored, three doubles, a triple, two home runs and eight RBI.
- Established season highs with three hits, two home runs and four RBI against Fort Wayne on August 10.
- In three games during the Midwest League playoffs, he hit .214 (3x14) with a double and two RBI.
- Named the 25th-best prospect in the Tigers organization following the season by *Baseball America*.

Assigned to the Gulf Coast League Tigers after being selected by Detroit in the fifth round of the June 2001 draft.

- Promoted to Single A Oneonta on July 18, he was named to *Baseball America*'s short-season all-star squad.
- Led the New York-Penn League with eight triples, while he finished third with 33 extra-base hits...tied for the lead among all league third basemen with 23 errors.
- Earned New York-Penn League Player of the Week honors for July 16-22, batting .500 (9x18) with four runs scored, three doubles, a triple, two home runs and seven RBI in four games.
- Hit safely in 26-of-28 games August 3-September 1, batting .417 (45x108) with 16 runs scored, 12 doubles, six triples, five home runs and 29 RBI...included in the 28-game stretch was a 10-game hitting streak August 3-13 and 13-game hitting streak August 18-September 1 -- hit .415 (17x41) with nine runs scored, four doubles, two triples, three home runs and 11 RBI during the 10-game hitting streak and .500 (24x48) with six runs scored, seven doubles, four triples, two home runs and 14 RBI during the 13-game hitting streak.
- Garnered New York-Penn League Player of the Week honors for a second time August 20-26...batted .600 (15x25) with three runs scored, four doubles, a triple, home run and nine RBI in seven games during the week.
- Selected as the Tigers Minor League Player of the Month for August after batting .402 (45x112) with 16 runs scored, 12 doubles, six triples, five home runs and 29 RBI in 29 games.
- Named to *Baseball America*'s College First-Year All-Star squad and was rated as having the second-best debut of all junior college players by the publication.
- Named the 12th-best prospect in the New York-Penn League and 18th-best prospect in the Tigers organization following the season by *Baseball America*.



PERSONAL/MISCELLANEOUS

He, his wife Suzanne and daughter Taytum (3/11/11) reside in Balm, FL during the off-season.

- Did not sign after being selected in the 18th round by the Tampa Bay Devil Rays in the June 1999 draft out of Durant High School in Dover, FL.
- His brother, Johnny, played in the Anaheim Angels (2000-02), Milwaukee Brewers (2002-04, 2009-10), Tampa Bay Rays (2005-06, 2008) and Florida Marlins (2007) organizations.
- Actively participates with Tigers Dreams Come True and the Detroit Tigers Autographed Memorabilia Donation Program, served as a celebrity Root Beer Float server to benefit the Detroit Tigers Foundation and participated in the Tigers Winter Caravan.
- Recommended/signed by Steve Nichols for the Tigers.

RYAN N. RABURN'S CAREER RECORD

Year	Club	AVG	G	AB	R	H	TB	2B	3B	HR	RBI	SH	SF	HB	BB	SO	SB	CS	OBP	SLG	E
2001	GCL Tigers	.155	19	58	4	9	14	2	0	1	5	0	0	3	9	19	2	1	.300	.241	1
	Oneonta	.363	44	171	25	62	119	17	8	8	42	0	1	0	17	42	1	3	.418	.696	23
2002	GCL Tigers#	.300	8	30	4	9	17	3	1	1	5	0	0	3	7	0	0	.364	.567	3	
	West Michigan	.220	40	150	27	33	63	10	1	6	28	0	3	4	16	46	0	2	.306	.420	12
2003	West Michigan	.351	16	57	14	20	36	7	0	3	12	0	0	2	6	14	1	1	.431	.632	2
	Lakeland	.222	95	325	52	72	128	14	3	12	56	0	2	10	45	89	2	1	.332	.394	21
2004	Lakeland	.273	3	11	1	3	7	1	0	1	3	0	0	0	1	6	0	0	.333	.636	4
	Erie	.301	98	366	66	110	195	29	4	16	63	1	1	7	47	96	3	0	.390	.533	26
	DETROIT	.138	12	29	4	4	5	1	0	0	1	0	0	0	2	15	1	0	.194	.172	1
2005	Toledo	.253	130	471	62	119	206	22	4	19	64	1	2	5	45	109	8	3	.323	.437	21
2006	Toledo	.275	118	451	68	124	221	29	4	20	79	1	4	5	51	120	16	4	.352	.490	7
2007	Toledo	.292	85	315	60	92	170	21	3	17	64	0	3	4	51	73	12	4	.394	.540	3
	DETROIT	.304	49	138	28	42	70	12	2	4	27	1	1	0	8	33	3	0	.340	.507	1
2008	Toledo	.316	5	19	6	6	14	2	0	2	6	0	0	0	4	5	0	0	.435	.737	0
	DETROIT	.236	92	182	26	43	67	10	1	4	20	1	0	0	16	49	3	1	.298	.368	10
2009	Toledo	.255	12	47	11	12	30	3	0	5	9	0	1	1	7	13	2	1	.357	.638	1
	DETROIT	.291	113	261	44	76	139	11	2	16	45	1	1	2	26	60	5	4	.359	.533	9
2010	Toledo	.444	7	27	5	12	18	6	0	0	2	0	0	0	2	3	1	1	.483	.667	0
	DETROIT	.280	113	371	54	104	176	25	1	15	62	1	3	8	27	92	2	2	.340	.474	6
2011	DETROIT	.256	121	387	53	99	167	22	2	14	49	4	3	3	21	114	1	1	.297	.432	17
MINOR LEAGUE TOTALS		.273	680	2498	405	683	1238	166	28	111	438	3	17	41	304	642	48	21	.359	.496	124
MAJOR LEAGUE TOTALS		.269	500	1368	209	368	624	81	8	53	204	8	8	13	100	363	15	8	.323	.456	44

2012 TIGERS

TRANSACTIONS

- Selected by Tampa Bay in the 18th round of the June 1999 draft
- Selected by the Tigers in the fifth round of the June 2001 draft
- On disabled list, June 18-July 3, 2002 (right hip strain)
- On disabled list, April 8-May 14, 2004 (dislocated right finger)
- On disabled list, August 11-26, 2006 (left rib cage contusion)

DIVISION SERIES RECORD

Year	Club/Opp.	AVG	G	AB	R	H	TB	2B	3B	HR	RBI	SH	SF	HB	BB	SO	SB	CS	OBP	SLG	E
2011	DET vs. NYY	.400	3	5	0	2	2	0	0	0	1	0	0	0	0	3	0	0	.400	.400	0

LEAGUE CHAMPIONSHIP SERIES RECORD

Year	Club/Opp.	AVG	G	AB	R	H	TB	2B	3B	HR	RBI	SH	SF	HB	BB	SO	SB	CS	OBP	SLG	E
2011	DET vs. TEX	.261	6	23	4	6	13	1	0	2	4	0	0	0	4	4	0	0	.370	.565	1

CAREER FIELDING

	G	TC	PO	A	E	DP	PCT
First Base	13	50	47	3	0	9	1.000
Second Base	111	407	142	247	18	56	.956
Third Base	33	50	15	27	8	2	.840
Outfield	345	548	510	20	18	5	.967

CAREER HIGHS

- Hits:** 4 (three times) - last, September 12, 2011 at Chicago White Sox
- Home Runs:** 2 (four times) - last, August 29, 2010 at Toronto
- RBI:** 7 - July 25, 2007 at Chicago White Sox
- Stolen Bases:** 1 (15 times) - last, May 11, 2011 at Minnesota
- Hitting Streak:** 10 - August 18-29, 2010



2012 TIGERS

GRAND SLAMS (3)

June 28, 2008 vs. Colorado (Jeff Francis)

May 15, 2009 vs. Oakland (Brett Anderson)

June 5, 2011 at Chicago White Sox (Jake Peavy)

TWO HOME RUN GAMES (4)

July 25, 2007 at Chicago White Sox
August 29, 2010 at Toronto

August 21, 2009 at Oakland

October 4, 2009 vs. Chicago White Sox



RAMON SANTIAGO

Born: August 31, 1979	Opening Day Age: 32
Birthplace: Las Matas de Farfan, DR	Residence: Las Matas de Farfan, DR
Bats/Throws: S/R	Height/Weight: 5-11/175
Major League Service: 7.095	Signed Through: 2013
How Obtained: Signed by the Tigers as a minor league free agent on December 12, 2005	

INFIELDER - 39

CAREER HIGHLIGHTS

The 2012 season will mark Santiago's ninth season at the major league level with the Tigers...marks the first year of a two-year contract he agreed to terms on with the club on November 30, 2011.

SEASON HIGHLIGHTS

Completed his eighth season with the Tigers in **2011**, seeing action at second base, third base and shortstop.

- Finished seventh in the American League with 11 sacrifice hits.
- Hit .375 (12x32) over a 10-game stretch April 28-May 21.
- Legged out a walk-off triple on June 13 versus Tampa Bay -- according to the Elias Sports Bureau, it marked the first walk-off triple by a Tigers player since Mickey Stanley on June 7, 1968 versus Cleveland...prior to Santiago, the last major league player with a walk-off triple was Oakland's Rajai Davis on August 3, 2009 versus Texas.
- Batted .346 (9x26) in nine games during July.
- Matched a career high with four hits on August 28 at Minnesota.
- Belted his first career walk-off home run on August 30 versus Kansas City after entering the game earlier as a pinch-runner -- according to the Elias Sports Bureau, he is the first Tigers player to enter the game as a pinch-runner and then hit a walk-off home run since Tommy Veryzer did so on September 12, 1974 versus Milwaukee.
- Equaled a career high with a nine-game hitting streak September 5-14, hitting .407 (11x27).
- Hit .320 (16x50) against lefthanded pitchers...batted .245 (51x208) with righties on the mound.
- Batted .288 (34x118) in 47 games at home...hit .236 (33x140) in 54 games on the road.
- Hit .295 (38x129) in 49 games following the all-star break...batted .225 (29x129) in 52 games prior to the all-star break.
- Collected three hits in Game One of the American League Championship Series on October 8 at Texas -- matched the franchise record for hits by a Tigers player during an American League Championship Series game.
- Collected nine hits during the American League Championship Series, matching Placido Polanco (2006) for the club record for hits during an American League Championship Series.

Spent the entire **2010** season with the Tigers, seeing action at both second base and shortstop for the club.

- Hit .326 (15x46) in 17 games during April.
- Equaled a career high with four hits on June 17 versus Washington.
- Compiled a career-best nine-game hitting streak June 25-July 5, batting .333 (10x30).
- Batted .302 (19x63) in 22 games during June.
- Hit .313 (21x67) against lefthanded pitchers...batted .249 (63x253) with righties on the mound.
- Saw action in nine games with Escogido in the Dominican Winter League following the season, hitting .393 (11x28) with three doubles, a home run and five RBI.

Spent the entire **2009** season at the major league level with the Tigers, his first full season at the major league level since 2003 with Detroit -- established career highs with seven home runs and 35 RBI.

- Tied for eighth in the American League with 10 sacrifice hits.
- Established a career high with five RBI on April 19 at Seattle.
- Equaled a career high with an eight-game hitting streak April 29-May 22, batting .483 (14x29) with three doubles, a triple, two home runs and eight RBI.



- Collected four hits on May 17 versus Oakland to establish a career best.
- Hit .349 (15x43) with three doubles, a triple, two home runs and nine RBI in 13 games during May.
- Posted a seven-game hitting streak September 20-30, batting .440 (11x25).
- Hit .347 (17x49) in 17 games during September.
- Batted .267 (60x225) with six home runs versus righthanded pitchers...hit .270 (10x37) with one home run against lefthanded pitchers.
- Hit .298 (36x121) in 47 games at home...batted .241 (34x141) in 46 games on the road.
- Batted .271 (36x133) with six home runs in 46 games prior to the all-star break...hit .264 (34x129) with one home run in 47 games following the all-star break.
- Hit .322 (19x59) with eight runs scored, five doubles, two triples, a home run and five RBI in 17 games for Cibao in the Dominican Winter League following the season.

Served as Detroit's utility infielder in **2008** after making the club's Opening Day roster out of Spring Training for the third time in his major league career.

- Belted his first home run since August 1, 2003 at Minnesota on April 22 versus Texas, snapping a stretch of 417 plate appearances without a home run.
- Sidelined June 5-July 8 with a separated left shoulder -- assigned to Triple A Toledo as part of an injury rehab assignment on June 30...hit .214 (6x28) in eight games with the Mud Hens.
- Equaled a career high with three hits and two home runs on September 25 versus Tampa Bay -- belted his third career lead-off home run in the game, connecting against Scott Kazmir.
- Hit .313 (20x64) with four home runs in 29 games at Comerica Park...batted .250 (15x60) in 29 games on the road.
- Batted .347 (17x49) in 23 games prior to the all-star break...hit .240 (18x75) in 35 games following the all-star break.
- Saw action in 18 games for Cibao in the Dominican Winter League following the season, batting .323 (21x65) with six doubles and six RBI.

Spent most of the **2007** season as the shortstop at Toledo before joining the Tigers in August.

- Hit safely in nine of his 10 games with the Mud Hens May 2-11, batting .326 (14x43) with seven runs scored, three doubles, three triples, a home run and seven RBI.
- Compiled a 16-game hitting streak June 14-30, batting .387 (29x75) with 14 runs scored, six doubles, a triple, two home runs and 10 RBI.
- Collected a season-high four hits with Toledo on June 18 at Ottawa and June 23 versus Indianapolis.
- Seventh in the International League with a .333 batting average (41x123) in 28 games during June.
- Sidelined July 14-August 11 with a right finger fracture.
- Hit safely in all five of his games with Toledo following his return from the disabled list -- batted .316 (6x19) with two doubles and an RBI.
- Recalled by the Tigers from Toledo on August 17.
- Equaled a career high with three hits on August 28 at Kansas City -- matched the high with three hits on September 2 at Oakland and September 18 at Cleveland.
- Hit .395 (15x38) in 14 games on the road...batted .138 (4x29) in 18 games at Comerica Park.
- Appeared in 15 games with Escogido in the Dominican Winter League following the season, batting .275 (14x51).

Spent the majority of the **2006** season with the Tigers as an utility infielder after returning to the organization during the off-season as a minor league free agent.

- Batted .323 (10x31) over his final 21 games of the season with Detroit June 11-September 28.
- Optioned to Toledo on July 21.
- Recalled by the Tigers from Toledo on August 16 -- appeared in one game with the Tigers before being optioned back to Toledo on August 21.
- Batted .308 (16x52) with 10 runs scored, five doubles, a home run and 10 RBI in 15 games during August for Toledo.
- Recalled by the Tigers from Toledo on September 1.
- Played in four games with Escogido in the Dominican Winter League following the season, going hitless in nine at-bats.

Played the entire **2005** season at Triple A Tacoma in the Mariners organization, before joining Seattle in September.

- Tied for the lead in the Pacific Coast League with 17 sacrifice hits for Tacoma...led all league second basemen with a .993 fielding percentage.
- Drove in a season-best five runs on August 27 at Tucson.
- Batted .290 (29x100) with 19 runs scored, six doubles, a triple, three home runs and 13 RBI in 26 games during August.
- Saw action in eight games with the Mariners after having his contract purchased from Tacoma on September 7 -- started at second base twice, while also seeing action as a pinch-runner and pinch-hitter.
- Batted .231 (3x13) with eight runs scored, a triple, two RBI and two stolen bases in 13 games for Escogido in the



2012 TIGERS

Dominican Winter League following the season.

Saw action in 19 games during four separate stints with the Mariners after being acquired from the Tigers in a three-player deal on January 8, 2004...managed a .193 batting average in 71 games at Tacoma.

- Collected a season-best three hits with Tacoma on April 9 at Tucson.
- In 15 games during August with Tacoma, he batted .271 (13x48) with 12 runs scored, two doubles, a triple and five RBI.

Spent his first full season at the major league level in 2003, beginning the year as the Tigers second baseman before shifting back to his natural shortstop position late in June.

- His .225 batting average and .284 slugging percentage were the lowest of any American League player, while his .292 on-base percentage was third-worst in the league.
- Topped the league with 18 sacrifice hits, the most by a Tigers player since Chico Fernandez had 19 sacrifice hits in 1960...the 18 sacrifice hits were the most in the majors since Kansas City's Tom Goodwin had 21 in 1996.
- Struggled against lefthanders, hitting .187 (25x134) with a .232 on-base percentage and .246 slugging percentage -- last in the league in both batting average and on-base percentage, while his slugging percentage was second worst...batted .242 (75x310) with a .317 on-base percentage and .300 slugging percentage versus righties.
- Managed a .200 batting average (44x220) in 69 games on the road, lowest in the league...hit .250 (56x224) in 72 games at Comerica Park.
- Committed 10 errors at second base, tied for seventh most among league second basemen...his 68 double plays turned at shortstop were the ninth most in the league.
- Batted .360 (9x25) with three doubles and four RBI over a career-high eight-game hitting streak April 6-16.
- Started his first game at shortstop on June 22 at Colorado after his previous 50 starts were at second base -- started 84 of the Tigers final 91 games at shortstop.
- Swiped two bases versus Toronto on June 30, establishing a career high.
- Strung together 218 total errorless chances at shortstop June 30-August 27...committed nine errors over his final 31 games at shortstop August 28-September 28, a total of 158 chances.
- Ripped a solo home run on July 1 versus Toronto, his first home run since June 19, 2002 at Atlanta -- a stretch of 321 homerless at-bats.
- Established a career high with four RBI on September 18 versus Toronto.
- Equaled a career best with three hits at Kansas City on September 23.

Made stops at Double A Erie and Toledo before having his contract purchased by Detroit on May 17, 2002...one of four unanimous selections to the TOPPS Rookie All-Star team, the first Tigers player on the squad since Tony Clark in 1996.

- Posted two three-hit games for the SeaWolves -- April 26 versus Altoona and May 1 at Bowie.
- Joined Toledo on May 5, appearing as a defensive replacement at shortstop versus Durham.
- Hit safely in each of his final seven games with the Mud Hens May 7-14, batting .500 (12x24) with eight runs scored, a double, two home runs and six RBI.
- Recorded two three-hit games with Toledo -- May 7 versus Ottawa and May 14 at Charlotte.
- Made his major league debut with the Tigers on May 17 versus Texas after having his contract purchased from Toledo earlier in the day...doubled off Texas' Dave Burba in the eighth inning for the first hit of his major league career.
- Established a career high with three hits on May 18 versus Texas, falling a home run shy of hitting for the cycle as he doubled, tripled and drove in two runs -- equaled the high with three hits on May 26 at Chicago's Comiskey Park against the White Sox and June 18 at Atlanta.
- Belted his first major league home run to lead off the game on June 3 versus Boston, taking Pedro Martinez deep to right field...Damion Easley followed with a home run against Martinez and Santiago and Easley became the first Tigers batters to lead off a game with back-to-back home runs since Lou Whitaker and Alan Trammell pulled off the feat in the second game of a doubleheader at Cleveland on August 5, 1986 against John Butcher...Santiago added a home run later in the contest against Tim Wakefield, giving him his first career multi-home run game.
- He led off the game the following day, June 4, against Boston with a home run against John Burkett to become only the third Tigers player to lead off consecutive games with a home run and the first since Lou Whitaker on May 6-7, 1983 versus California...Dick McAuliffe was the first Tigers player to belt lead-off home runs in consecutive games, doing so on April 28-29, 1969.
- With his three home runs in two games against Boston on June 3-4, he became the first Tigers player to hit his first three home runs over a two-game span.
- Left the game on July 23 versus Kansas City in the third inning with a right wrist injury -- further examination revealed a fractured right hamate bone and he was placed on the disabled list the following day...underwent surgery on July 25.
- Playing time was limited following his return from the disabled list by his ability to only hit righthanded in game situations before being given clearance to bat lefthanded on September 14 versus Kansas City.



- Scratched from the lineup on September 21 versus the New York Yankees with soreness in his right wrist...further examination required more rest for the wrist and he was shut down for the remainder of the season.
- Underwent surgery to correct chronic dislocation and looseness in his left shoulder, a procedure performed by Dr. Kyle Anderson on September 26 at Henry Ford Hospital in Detroit.
- Ranked among the American League rookie leaders in three categories: tied for second with five triples, tied for fourth with eight stolen bases and ninth with a .306 on-base percentage.

Limited to serving as the designated hitter for Single A Lakeland in **2001** while recovering from off-season surgery on his right shoulder.

- Finished fourth in the Florida State League and tied for fourth among all Tigers minor leaguers with 34 stolen bases.
- Collected a season-high five hits on June 8 versus Clearwater.
- In 24 games during June, he batted .373 (31x83) with 14 runs scored, six doubles, a triple and nine RBI.
- Recorded a season-best 10-game hitting streak July 21-August 4, batting .395 (15x38) with five runs scored, two doubles and four RBI.
- Swiped a season-best three bases on August 23 at Jupiter.
- Selected as the 95th-best prospect in baseball prior to the season by *Baseball America*.
- Named the fifth-best prospect in the Tigers organization following the season by *Baseball America*.

Earned both mid- and post-season all-star honors in the Midwest League during the **2000** season while playing with Single A West Michigan.

- Recorded a season-high seven-game hitting streak April 14-24, batting .333 (11x33) with a double and six RBI.
- Batted .350 (28x80) with 16 runs scored, six doubles and 13 RBI in 21 games during June.
- Forced to serve as the designated hitter in each game he played after July 23 due to an impingement in his right shoulder...sidelined for most of August with the injury, which forced him to undergo surgery in the off-season.
- Swiped four bases on September 1 at Burlington.
- In three games during the Midwest League playoffs, he hit .100 (1x10) with three stolen bases.
- Selected as the 92nd-best prospect in baseball prior to the season by *Baseball America*.
- Named the second-best prospect in the Tigers organization and sixth-best prospect in the Midwest League following the season by *Baseball America*.
- Named the best defensive shortstop in the Midwest League by *Baseball America*.

Saw action with both the Gulf Coast League Tigers and Single A Oneonta in **1999**.

- Combined to hit .326 between his two stops, second best among short-season league switch-hitters and fourth best among short-season league shortstops.
- Led the Gulf Coast League Tigers with 20 stolen bases.
- Posted a 12-game hitting streak July 7-27, batting .400 (20x50) with four doubles, a triple and four RBI.
- Hit safely in 11 of his 12 games with Oneonta August 22-September 2...batted .340 (17x50) with nine runs, a double, two triples, a home run and eight RBI.
- Swiped four bases on August 31 versus Lowell.
- Named the second-best prospect in the Gulf Coast League following the season by *Baseball America*.

Signed by the Tigers as a non-drafted free agent on July 29, **1998**.

PERSONAL/MISCELLANEOUS

He, his wife Andrea and sons Raymond and Andres reside in Las Matas de Farfan, DR during the off-season.

- Actively participates with Tigers Dreams Come True and the Detroit Tigers Autographed Memorabilia Donation Program, participated in a pre-game ceremony prior to the annual Fiesta Tigres! game, participated as a celebrity dancer in "Dancing with the All-Stars" to benefit Jack's Place for Autism and participated in the Tigers Winter Caravan.
- Recommended/signed by Ramon Pena for the Tigers.

FOUR GRAND SLAMS IN A MONTH MATCH CLUB RECORD

Curtis Granderson, Carlos Guillen, Craig Monroe and Ivan Rodriguez all connected for a grand slam in April of 2007. The four in a month matched the club record established in June of 1968 when Mickey Stanley connected for one grand slam and Jim Northrup belted three grand slams.

Tigers teams have connected for three grand slams during a single month 14 times in franchise history.

Courtesy of David Vincent



2012 TIGERS

RAMON D. SANTIAGO'S CAREER RECORD

Year	Club	AVG	G	AB	R	H	TB	2B	3B	HR	RBI	SH	SF	HB	BB	SO	SB	CS	OBP	SLG	E
1999	GCL Tigers	.321	35	134	25	43	56	9	2	0	11	4	3	1	9	17	20	7	.361	.418	4
	Oneonta	.340	12	50	9	17	25	1	2	1	8	1	0	1	2	12	5	0	.377	.500	1
2000	West Michigan	.272	98	379	69	103	123	15	1	1	42	15	6	12	34	60	39	12	.346	.325	8
2001	Lakeland	.268	120	429	64	115	142	15	3	2	46	14	4	11	54	60	34	8	.361	.331	0
2002	Erie	.280	22	75	9	21	28	0	2	1	7	2	1	3	3	12	6	0	.329	.373	3
	Toledo	.429	9	28	8	12	19	1	0	2	6	0	0	2	3	4	0	2	.515	.679	2
	DETROIT	.243	65	222	33	54	81	5	5	4	20	4	2	8	13	48	8	5	.306	.365	7
2003	DETROIT	.225	141	444	41	100	126	18	1	2	29	18	2	10	33	66	10	4	.292	.284	20
2004	Tacoma	.193	71	243	35	47	61	7	2	1	24	12	4	10	24	31	9	6	.288	.251	6
	Seattle	.179	19	39	8	7	8	1	0	0	2	2	0	1	3	3	0	0	.256	.205	3
2005	Tacoma	.252	129	441	68	111	169	22	3	10	50	17	6	15	38	62	18	7	.328	.383	6
	Seattle	.125	8	8	2	1	1	0	0	0	0	1	0	3	1	2	0	0	.417	.125	1
2006	Toledo	.253	25	83	13	21	33	6	0	2	12	7	0	1	9	18	2	1	.333	.398	3
	DETROIT	.225	43	80	9	18	21	1	1	0	3	4	0	1	14	2	0	.244	.263	0	
2007	Toledo	.263	91	365	40	96	132	19	4	3	30	11	1	9	16	61	8	9	.309	.362	11
	DETROIT	.284	32	67	10	19	26	5	1	0	7	3	0	3	1	10	3	0	.324	.388	2
2008	Toledo#	.214	8	28	3	6	8	2	0	0	3	1	0	2	2	7	0	0	.313	.286	1
	DETROIT	.282	58	124	30	35	57	6	2	4	18	5	0	5	22	17	1	0	.411	.460	5
2009	DETROIT	.267	93	262	29	70	101	6	2	7	35	10	3	4	17	57	1	2	.318	.385	6
2010	DETROIT	.263	112	320	38	84	104	9	1	3	22	8	2	7	30	56	2	2	.337	.325	8
2011	DETROIT	.260	101	258	29	67	99	11	3	5	30	11	4	4	17	38	0	0	.311	.384	3
MINOR LEAGUE TOTALS		.263	620	2255	343	592	796	97	19	23	239	84	25	67	194	344	141	52	.336	.353	45
DETROIT TOTALS		.252	645	1777	219	447	615	61	16	25	164	63	13	42	134	306	27	13	.317	.346	51
MAJOR LEAGUE TOTALS		.249	672	1824	229	455	624	62	16	25	166	66	13	46	138	311	27	13	.316	.342	55

TRANSACTIONS

- Signed by the Tigers as a non-drafted free agent on July 29, 1998
- On disabled list, August 16-28, 2000 (impingement in right shoulder)
- On disabled list, July 24-September 1, 2002 (fractured right hamate bone)
- Acquired by Seattle along with Juan Gonzalez from the Tigers, in exchange for Carlos Guillen on January 8, 2004
- Signed by the Tigers as a minor league free agent on December 12, 2005
- On disabled list, July 14-August 11, 2007 (right finger fracture)
- On disabled list, June 5-July 8, 2008 (separated left shoulder)

DIVISION SERIES RECORD

Year	Club/Opp.	AVG	G	AB	R	H	TB	2B	3B	HR	RBI	SH	SF	HB	BB	SO	SB	CS	OBP	SLG	E	
2006	DET vs. NYY - did not play																					
2011	DET vs. NYY	.143	4	14	0	2	3	1	0	0	2	2	0	0	0	3	0	0	.143	.214	0	
DIVISION SERIES TOTALS		.143	4	14	0	2	3	1	0	0	2	2	0	0	0	3	0	0	.143	.214	0	

LEAGUE CHAMPIONSHIP SERIES RECORD

Year	Club/Opp.	AVG	G	AB	R	H	TB	2B	3B	HR	RBI	SH	SF	HB	BB	SO	SB	CS	OBP	SLG	E
2006	DET vs. OAK	.000	3	7	0	0	0	0	0	0	0	0	0	0	1	0	0	0	.125	.000	0
2011	DET vs. TEX	.375	6	24	1	9	10	1	0	0	0	0	0	0	0	4	0	0	.375	.417	1
LCS TOTALS		.290	9	31	1	9	10	1	0	0	0	0	0	0	1	4	0	0	.313	.323	1

WORLD SERIES RECORD

Year	Club/Opp.	AVG	G	AB	R	H	TB	2B	3B	HR	RBI	SH	SF	HB	BB	SO	SB	CS	OBP	SLG	E
2006	DET vs. STL	.200	3	5	0	1	1	0	0	0	0	1	0	0	0	2	0	0	.200	.200	0

CAREER FIELDING

	G	TC	PO	A	E	DP	PCT
Second Base	217	762	299	451	12	117	.984
Third Base	14	12	2	8	2	0	.833
Shortstop	438	1742	570	1131	41	253	.976

CAREER HIGHS

- Hits:** 4 (three times) - last, August 28, 2011 at Minnesota
- Home Runs:** 2 (twice) - last, September 25, 2008 vs. Tampa Bay
- RBI:** 5 - April 19, 2009 at Seattle
- Stolen Bases:** 2 - June 30, 2003 vs. Toronto
- Hitting Streak:** 9 (twice) - last, September 5-14, 2011

TWO HOME RUN GAMES (2)

June 3, 2002 vs. Boston

September 25, 2008 vs. Tampa Bay



OMIR SANTOS

NON-ROSTER
INVITEE

Born: April 29, 1981
Birthplace: Bayamon, PR
Bats/Throws: R/R
Major League Service: 1.073
How Obtained: Signed by the Tigers as a minor league free agent on December 7, 2010
Opening Day Age: 30
Residence: Kissimmee, FL
Height/Weight: 6-0/213
Signed Through: 2012

CATCHER - 67

SEASON HIGHLIGHTS

After joining the Tigers organization during the off-season as a minor league free agent, he saw action in 11 games during four separate stints with Detroit during the **2011** season.

- Sidelined April 7-14 to begin the season with Triple A Toledo due to a left great toe fracture.
- Had his contract purchased from Toledo by the Tigers on April 19 -- saw action in two games with Detroit before he was optioned to Toledo on May 3.
- Sidelined May 27-June 3 with a concussion.
- Recalled by the Tigers from Toledo on June 3 -- did not appear in a game with Detroit before he was optioned back to Toledo on June 7.
- Compiled a season-high seven-game hitting streak with Toledo June 9-18, batting .385 (10x26).
- Forced to the disabled list for a third time with Toledo as he was sidelined July 5-August 16 with a right quadriceps contusion -- saw action in two games with the Gulf Coast League Tigers as part of an injury rehabilitation assignment.
- Recalled by the Tigers from Toledo on August 25 -- started behind the plate that afternoon for Detroit at Tampa Bay before he was optioned back to Toledo following the game.
- Hit .286 (8x28) in 10 games for the Mud Hens during August.
- Recalled by the Tigers from Toledo for the remainder of the season on September 5.

Assigned to Triple A Buffalo by the New York Mets to begin the **2010** season.

- Saw action in 10 games with Buffalo before his option was transferred to Double A Binghamton on May 6.
- Sidelined May 10-26 with a right abdomen strain.
- Recalled by the Mets from Binghamton on June 4 -- did not see action with the Mets before the club optioned him back to Binghamton on June 6.
- Landed on the disabled list for the remainder of the season on June 23 with a fractured right finger.
- Saw action in 26 games with Caguas in the Puerto Rican Winter League following the season, batting .200 (17x85) with four doubles, a triple, home run and six RBI.

Selected to the TOPPS Rookie All-Star squad as he spent the majority of the **2009** season with the Mets after New York purchased his contract from Buffalo on April 17.

- Belted his first major league home run on April 27 versus Florida, a grand slam off Anibal Sanchez -- established a career high with four RBI in the game.
- Collected a career-high four hits on June 22 versus St. Louis.
- Saw action in 14 games with Caguas in the Puerto Rican Winter League following the season, hitting .289 (13x45) with four doubles, a home run and four RBI.

Named to the International League's mid-season all-star squad with Triple A Norfolk in the Baltimore Orioles organization in **2008** after he signed with the club as a minor league free agent during the off-season.

- Topped all International League catchers with a .997 fielding percentage.
- Compiled a 21-game hitting streak May 12-June 19, batting .400 (32x80).
- Batted .375 (24x64) in 17 games during July.
- Had his contract purchased by Baltimore from Norfolk on September 5 -- made his major league debut that night versus Oakland, entering the game as a defensive replacement behind the plate.
- Collected his first major league hit on September 23 versus Tampa Bay, a single off James Shields.
- Hit .313 (35x112) with six doubles, a home run and eight RBI in 31 games with Caguas in the Puerto Rican Winter League following the season.



2012 TIGERS

Opened the **2007** season with Triple A Scranton/Wilkes-Barre in the New York Yankees organization.

- Batted .303 (10x33) in 10 games during April.
- Had his contract transferred from Scranton/Wilkes-Barre to Double A Trenton on July 30.
- Sidelined August 16-31 with a left abdomen strain.

Led all Eastern League catchers with a .996 fielding percentage, 805 total chances and 755 putouts with Trenton during the **2006** season.

- Hit .364 (24x66) in 21 games during July.
- Batted .379 (25x66) in 18 games during August.

Spent the entire **2005** season with Trenton, seeing action in a career-high 111 games.

- Tied for the lead among all Eastern League catchers with 10 double plays.
- Connected for a season-high two home runs on May 6 versus Altoona.

Assigned to Single A Battle Creek to begin the **2004** season.

- Had his contract transferred from Battle Creek to Single A Tampa on July 12.
- Collected a season-high five hits on August 20 at Dunedin.
- Batted .328 (22x67) in 23 games during August.
- Named the 29th-best prospect in the Yankees organization following the season by *Baseball America*.

Saw action in 82 games as he spent the entire **2003** season with Battle Creek.

Played in 23 games with Single A Greensboro before he had his contract transferred to Single A Staten Island for the remainder of the **2002** season on June 18.

- Selected to *Baseball America's* Short-Season Single A all-star squad following the season.
- Compiled an 11-game hitting streak August 5-18.

Selected by the Yankees in the 21st round of the June **2001** draft, he made his professional debut with Staten Island.

PERSONAL/MISCELLANEOUS

He, his wife Delitza and son Omir (11/25/06) reside in Kissimmee, FL during the off-season.

- Attended East Central Junior College in Missouri.

OMIR SANTOS' CAREER RECORD

Year	Club	AVG	G	AB	R	H	TB	2B	3B	HR	RBI	SH	SF	HB	BB	SO	SB	CS	OBP	SLG	E
2001	Staten Island	.274	44	117	11	32	39	5	1	0	8	1	2	1	6	25	0	1	.310	.333	7
2002	Staten Island	.289	61	232	22	67	98	10	0	7	44	0	3	4	12	32	2	1	.331	.422	9
	Greensboro	.233	23	73	7	17	24	2	1	1	8	0	2	3	2	15	0	0	.275	.329	5
2003	Battle Creek	.235	82	277	35	65	82	11	0	2	30	6	8	3	25	36	0	0	.297	.296	8
2004	Battle Creek	.240	56	171	21	41	54	7	0	2	16	0	3	3	7	27	4	0	.277	.316	4
	Tampa	.286	37	119	18	34	48	6	1	2	13	1	0	4	6	17	1	0	.341	.403	2
2005	Trenton	.252	111	401	44	101	148	17	0	10	48	1	3	9	11	75	0	1	.285	.369	10
2006	Trenton	.269	101	324	31	87	117	18	0	4	38	3	4	6	19	65	1	0	.317	.361	3
2007	Trenton	.211	10	38	4	8	10	2	0	0	0	0	0	0	1	8	0	0	.231	.263	0
	Scranton/WB	.234	51	167	13	39	56	8	0	3	19	2	2	1	10	35	1	1	.278	.335	2
2008	Norfolk	.269	84	297	31	80	96	13	0	1	36	3	4	8	20	57	1	2	.328	.323	2
	Baltimore	.100	11	10	0	1	1	0	0	0	0	0	0	0	2	0	0	.100	.100	0	
2009	Buffalo	.231	3	13	1	3	3	0	0	0	0	0	0	1	1	2	0	0	.333	.231	1
	New York (NL)	.260	96	281	28	73	110	14	1	7	40	2	6	2	15	44	0	0	.296	.391	3
2010	Binghamton	.138	17	58	5	8	14	3	0	1	8	0	1	1	4	7	0	0	.203	.241	1
	Buffalo	.194	10	36	2	7	11	4	0	0	2	0	0	0	1	8	0	0	.216	.306	0
2011	GCL Tigers#	.000	2	2	0	0	0	0	0	0	0	0	0	1	0	1	0	0	.333	.000	0
	Toledo	.245	49	151	12	37	48	5	0	2	16	5	3	1	3	29	0	0	.259	.318	3
	DETROIT	.227	11	22	1	5	5	0	0	0	0	0	0	0	4	0	0	.227	.227	0	
MINOR LEAGUE TOTALS		.253	741	2476	257	626	848	111	3	35	286	22	35	46	128	439	10	6	.298	.342	57
AL TOTALS		.188	22	32	1	6	6	0	0	0	0	0	0	0	0	6	0	0	.188	.188	0
NL TOTALS		.260	96	281	28	73	110	14	1	7	40	2	6	2	15	44	0	0	.296	.391	3
DETROIT TOTALS		.227	11	22	1	5	5	0	0	0	0	0	0	0	4	0	0	0	.227	.227	0
MAJOR LEAGUE TOTALS		.252	118	313	29	79	116	14	1	7	40	2	6	2	15	50	0	0	.286	.371	3



TRANSACTIONS

- Selected by the New York Yankees in the 21st round of the June 2001 draft
- On disabled list, August 16-31, 2007 (left abdomen strain)
- Signed by Baltimore as a minor league free agent on November 28, 2007
- Signed by the New York Mets as a minor league free agent on December 23, 2008
- On disabled list, May 10-26, 2010 (right abdomen strain)
- On disabled list, June 23-September 21, 2010 (fractured right finger)
- Signed by the Tigers as a minor league free agent on December 7, 2010
- On disabled list, April 7-14, 2011 (left great toe fracture)
- On disabled list, May 27-June 3, 2011 (concussion)
- On disabled list, July 5-August 16, 2011 (right quadriceps contusion)

DIVISION SERIES RECORD

Year	Club/Opp.	AVG	G	AB	R	H	TB	2B	3B	HR	RBI	SH	SF	HB	BB	SO	SB	CS	OBP	SLG	E
2011	DET vs. NYY	.000	1	0	0	0	0	0	0	0	0	0	0	0	0	0	0	0	.000	.000	0

LEAGUE CHAMPIONSHIP SERIES RECORD

Year	Club/Opp.	AVG	G	AB	R	H	TB	2B	3B	HR	RBI	SH	SF	HB	BB	SO	SB	CS	OBP	SLG	E
2011	DET vs. TEX - did not play																				

CAREER FIELDING

	G	TC	PO	A	E	DP	PCT
Catcher	110	601	569	29	3	4	.995

IN-DEPTH CATCHING STATISTICS

Year	G	SB	CS	CS %	CERA	PB	CPKO
2008	9	1	0	0.0%	4.76	0	0
2009	91	35	9	20.5%	4.46	3	0
2011	10	5	1	16.7%	2.48	0	0
Totals	110	41	10	19.6%	4.32	3	0

* - Does not include pitcher-assisted caught stealing

CAREER HIGHS

Hits: 4 - June 22, 2009 vs. St. Louis
Home Runs: 1 (seven times) - last, September 16, 2009 at Atlanta
RBI: 4 - April 27, 2009 vs. Florida
Stolen Bases: No major league stolen bases
Hitting Streak: 6 - April 19-28, 2009

GRAND SLAMS (1)

April 27, 2009 vs. Florida (Anibal Sanchez)



MAX SCHERZER

Born: July 27, 1984
Birthplace: St. Louis, MO
Bats/Throws: R/R
Major League Service: 3.079
How Obtained: Acquired by the Tigers along with Daniel Schlereth from Arizona, in exchange for Edwin Jackson and Ian Kennedy on December 9, 2009

Opening Day Age: 27
Residence: Chesterfield, MO
Height/Weight: 6-3/220
Signed Through: 2012

RIGHTHANDED PITCHER - 37

SEASON HIGHLIGHTS

- Completed his second season with the Tigers in **2011**, establishing a career best with 15 wins.
- Tied for ninth in the American League with a .625 winning percentage.
- Earned the win in his first six decisions of the season April 3-May 9, establishing a career-best winning streak -- marked the most consecutive wins to begin the season by a Tigers pitcher since Jeremy Bonderman won his first eight decisions of the 2007 season.
- Compiled a 16.0-inning scoreless streak over a three-start stretch April 18-29.
- Tabbed the Tigers Pitcher of the Month for March/April after compiling a 4-0 record, 3.82 ERA (37.2IP/12ER) and 37 strikeouts in six starts -- tied for third in the American League with four wins during that stretch, while he finished sixth with 37 strikeouts.

2012 TIGERS



2012 TIGERS

- Posted a 2-2 record and 2.14 ERA (33.2IP/8ER) over a five-start stretch July 7-August 2.
- Fanned a season-high 10 batters on August 13 at Baltimore.
- Made the 100th start of his major league career on September 21 at Kansas City.
- Tied for ninth in the American League with 32 strikeouts during September.
- Held righthanded hitters to a .262 batting average (90x343)...lefties hit .281 (117x417) against him.
- Opponents hit .188 (29x154) with runners in scoring position against him, fourth best in the American League.
- Posted an 8-4 record and 3.80 ERA (109.0IP/46ER) in 18 starts at home...finished 7-5 with a 5.23 ERA (86.0IP/50ER) in 15 starts on the road.
- Compiled a 10-4 record and 4.69 ERA (111.1IP/58ER) in 19 starts prior to the all-star break...finished 5-5 with a 4.09 ERA (83.2IP/38ER) in 14 starts following the all-star break.

Completed his first season with the Tigers in **2010**, establishing a career high with 12 wins and 184 strikeouts -- according to the Elias Sports Bureau, he became just the third pitcher in franchise history to compile at least 12 wins and 180 strikeouts in his first season with the club, joining "Wild Bill" Donovan in 1903 (17-16, 187 SO) and Joe Coleman in 1971 (20-9, 236 SO) in accomplishing the feat.

- Sixth among American League pitchers with 8.5 strikeouts per nine innings.
- Optioned to Triple A Toledo by the Tigers on May 15 -- made two starts with the Mud Hens before he was recalled for the remainder of the season by the Tigers on May 30.
- Compiled an 11-7 record, 2.46 ERA (153.2IP/42ER) and 158 strikeouts in 23 starts over the remainder of the season with the Tigers after being recalled from Toledo on May 30 -- second among American League pitchers with a 2.46 ERA during that stretch, while he was fourth with 158 strikeouts.
- Fanned a career-high 14 batters on May 30 to earn the win over Oakland as he held the club scoreless in 5.2 innings of work -- according to the Elias Sports Bureau, he became the first pitcher in major league history with as many as 14 strikeouts in a game while pitching fewer than six innings.
- Established a career high with a four-game winning streak June 15-July 7 -- compiled a 1.60 ERA (33.2IP/6ER) and 38 strikeouts during the five-start stretch.
- Registered a quality start in seven straight outings July 31-September 1 -- finished 3-1 with a 1.25 ERA (50.1IP/7ER) during the stretch.
- Selected the Tigers Pitcher of the Month for July after posting a 3-2 record, 2.31 ERA (39.0IP/10ER) and 36 strikeouts in six starts -- tied for fourth in the American League with 36 strikeouts during the month, while he finished seventh with a 2.31 ERA and tied for seventh with three wins.
- Fourth in the American League with a 1.29 ERA (35.0IP/5ER) in five starts during August as he was tabbed the Tigers Pitcher of the Month -- compiled a 3-1 record and 31 strikeouts during the month.
- Struck out 11 batters as he earned the win on September 17 at Chicago's U.S. Cellular Field against the White Sox.
- Limited lefthanded batters to a .239 batting average (90x376)...righties hit .250 (84x336) against him.
- Compiled an 8-4 record and 2.99 ERA (96.1IP/32ER) in 15 starts at home...finished 4-7 with a 3.99 ERA (99.1IP/44ER) in 16 starts on the road.
- Posted a 6-6 record and 4.61 ERA (93.2IP/48ER) in 16 outings prior the all-star break...finished 6-5 with a 2.47 ERA (102.0IP/28ER) in 15 starts following the all-star break.

Finished eighth in the National League with 9.19 strikeouts per nine innings as he completed his first full season at the major league level with the Arizona Diamondbacks in **2009**.

- Began the season on the disabled list with a right shoulder strain -- assigned to Single A Visalia for one start as part of an injury rehabilitation assignment on April 9 before he was reinstated from the disabled list by Arizona on April 14.
- Earned his first major league win on May 16 at Atlanta, tossing six shutout innings.
- Fanned a season-high 10 batters in back-to-back starts May 21 at Florida and May 26 versus San Diego.
- Tied for eighth in the National League with 37 strikeouts during May.
- Compiled a three-game winning streak June 11-23, posting a 1.83 ERA (19.2IP/4ER).
- Finished 3-1 with a 2.17 ERA (29.0IP/7ER) in five starts during June -- sixth in the National League with a 2.17 ERA during the month.
- Tied for fourth in the National League with 39 strikeouts during August.
- Limited righthanded batters to a .239 batting average (73x306)...lefties hit .265 (93x351) against him.
- Finished 5-6 with a 3.64 ERA (96.1IP/39ER) in 17 starts prior to the all-star break...posted a 4-5 record and 4.74 ERA (74.0IP/39ER) in 13 starts following the all-star break.

Assigned to Triple A Tucson to open the **2008** season before he saw his first major league action in two separate stints with the Diamondbacks -- selected the Diamondbacks Rookie of the Year by Arizona's chapter of the BBWAA.

- Tabbed the Pacific Coast League Pitcher of the Week for April 3-14 after fanning 18 batters as he surrendered just an



unearned run in 12.0 innings of work in two starts.

- Fanned 11 batters in back-to-back starts April 12 at Fresno and April 17 at Sacramento.
- Posted a 1.17 ERA (23.0IP/3ER) and 38 strikeouts in four starts during April -- led the Pacific Coast with 38 strikeouts during the month, while he finished second with a 1.17 ERA.
- Recalled from Tucson by Arizona on April 27 -- made his major league debut on April 29 versus Houston, fanning seven batters in 4.1 innings of relief...established a Diamondbacks record for the most strikeouts by a pitcher making his major league debut.
- Compiled a 2.53 ERA (21.1IP/6ER) in six outings (three starts) during May.
- Optioned back to Tucson by Arizona on June 13.
- Sidelined June 18-July 19 with right shoulder inflammation.
- Finished 1-1 with a 2.21 ERA (20.1IP/5ER) and 26 strikeouts in four starts with Tucson before he was recalled for the remainder of the season by Arizona on August 29.
- Established a career high with 11 strikeouts on September 7 at Los Angeles.
- Limited righthanded batters to a .167 batting average (19x114) with Arizona...lefties hit .319 (29x91) against him.
- Named the third-best prospect in the Pacific Coast League following the season by *Baseball America*.
- Started four games with Phoenix in the Arizona Fall League following the season, posting a 1-0 record, 3.38 ERA (24.0IP/9ER) and 24 strikeouts.

Started three games with the Fort Worth Cats in the American Association before signing with the Diamondbacks on May 31, **2007**.

- Assigned to Visalia after signing with the Diamondbacks -- tabbed the California League Pitcher of the Week for June 11-17 after winning both of his starts and fanning 22 batters in 12.0 scoreless innings.
- Fanned a season-high 13 batters on June 12 at San Jose.
- Had his option transferred from Visalia to Double A Mobile on June 18.
- Recorded 11 strikeouts on June 27 versus West Tenn.
- Finished 1-1 with a 3.26 ERA (30.1IP/11ER) and 34 strikeouts in six starts during August -- tied for third in the Southern League with 34 strikeouts during the month, while he finished eighth with a 3.26 ERA.
- Named the fourth-best prospect in the Diamondbacks organization and 15th-best prospect in the Southern League following the season by *Baseball America*.
- Saw action in eight games with Scottsdale in the Arizona Fall League following the season, posting a 1-1 record, 2.13 ERA (12.2IP/3ER) and 18 strikeouts.

Selected by Arizona in the first round (11th overall pick) of the June **2006** draft.

PERSONAL/MISCELLANEOUS

Resides in Chesterfield, MO during the off-season.

- Selected by St. Louis in the 43rd round of the June **2003** draft out of Parkway Central High School in Missouri, but he did not sign.
- Tabbed the Big 12 Conference Pitcher of the Year as a sophomore at the University of Missouri in **2005** after posting a 9-4 record, 1.86 ERA (106.1IP/22ER) and 131 strikeouts in 16 starts...selected a Second-Team All-American by *Baseball America*.
- Saw action with Team USA during the summer of **2005** -- compiled a 2-1 record, 2.70 ERA (20.0IP/6ER) and 24 strikeouts in four outings.
- Finished 7-3 with a 2.25 ERA (80.0IP/20ER) and 78 strikeouts in 14 outings (13 starts) as a junior at the University of Missouri in **2006**.
- Actively participates with Tigers Dreams Come True and the Detroit Tigers Autographed Memorabilia Donation Program, supports Gloves for Kids, recorded a public service announcement to support the Salvation Army "Doing the Most Good Month," visited and interacted with patients at Children's Hospital of Michigan, attended "Keeping Kids in the Game" and participated in the Tigers Winter Caravan.

TEN TIGERS MANAGERS HAVE BEEN EX-CATCHERS

Since 1901, the Tigers have had 36 different managers and 10 of those managers have been former major league catchers. They include Luis Pujols, Les Moss, Ralph Houk, Joe Schultz, Bob Swift, Bob Scheffing, Steve O'Neill, Del Baker, Mickey Cochrane and George Stallings. There have been four Tigers managers who never played in the majors — Ed Barrow, Bill Armour, Jack Tighe and Jim Leyland. Of the remaining 22 managers, two were pitchers, four were outfielders and 16 were infielders in their playing days.



2012 TIGERS

MAXWELL M. SCHERZER'S CAREER RECORD

Year	Club	W-L	ERA	G	GS	CG	SHO	SV	IP	H	AB	R	ER	HR	HB	BB	SO	WP	BK	AVG
2007	Fort Worth	1-0	0.56	3	3	0	0	0	16.0	9	55	2	1	0	1	4	25	2	1	.164
	Visalia	2-0	0.53	3	3	0	0	0	17.0	5	56	1	1	0	1	2	30	0	0	.089
	Mobile	4-4	3.91	14	14	0	0	0	73.2	64	272	38	32	3	4	40	76	3	0	.235
2008	Tucson	1-1	2.72	13	10	0	0	0	53.0	35	192	19	16	2	2	22	79	1	0	.182
	Arizona	0-4	3.05	16	7	0	0	0	56.0	48	205	24	19	5	5	21	66	2	0	.234
2009	Visalia#	0-0	1.93	1	1	0	0	0	4.2	1	15	2	1	0	1	4	5	0	0	.067
	Arizona	9-11	4.12	30	30	0	0	0	170.1	166	657	94	78	20	10	63	174	5	1	.253
2010	Toledo	2-0	0.60	2	2	0	0	0	15.0	4	48	1	1	0	0	2	17	0	0	.083
	DETROIT	12-11	3.50	31	31	0	0	0	195.2	174	712	84	76	20	7	70	184	8	0	.244
2011	DETROIT	15-9	4.43	33	33	0	0	0	195.0	207	760	101	96	29	7	56	174	12	0	.272
MINOR LEAGUE TOTALS		10-5	2.61	36	33	0	0	0	179.1	118	638	63	52	5	9	74	232	6	1	.185
NL TOTALS		9-15	3.86	46	37	0	0	0	226.1	214	862	118	97	25	15	84	240	7	1	.248
DETROIT TOTALS		27-20	3.96	64	64	0	0	0	390.2	381	1472	185	172	49	14	126	358	20	0	.259
MAJOR LEAGUE TOTALS		36-35	3.92	110	101	0	0	0	617.0	595	2334	303	269	74	29	210	598	27	1	.255

TRANSACTIONS

- Selected by St. Louis in the 43rd round of the June 2003 draft
- Selected by Arizona in the first round (11th overall) of the June 2006 draft
- On disabled list, June 18-July 19, 2008 (right shoulder inflammation)
- On disabled list, March 29-April 14, 2009 (right shoulder strain)
- Acquired by the Tigers along with Daniel Schlereth from Arizona, in exchange for Edwin Jackson and Ian Kennedy on December 9, 2009

DIVISION SERIES RECORD

Year	Club/Opp.	W-L	ERA	G	GS	CG	SHO	SV	IP	H	AB	R	ER	HR	HB	BB	SO	WP	BK	AVG
2011	DET vs. NYY	1-0	1.23	2	1	0	0	0	7.1	4	26	1	1	0	1	4	7	0	0	.154

LEAGUE CHAMPIONSHIP SERIES RECORD

Year	Club/Opp.	W-L	ERA	G	GS	CG	SHO	SV	IP	H	AB	R	ER	HR	HB	BB	SO	WP	BK	AVG
2011	DET vs. TEX	0-1	9.72	2	2	0	0	0	8.1	11	36	9	9	1	0	5	7	0	0	.306

MAJOR LEAGUE HITTING RECORD

	AVG	AB	R	H	2B	3B	HR	RBI	SH	SF	HBP	BB	SO
2011	.000	4	0	0	0	0	0	0	0	0	0	0	0
Career	.167	72	5	12	2	0	0	3	6	0	0	4	21

CAREER FIELDING

	G	TC	PO	A	E	DP	PCT
Pitcher	110	98	44	49	5	7	.949

CAREER HIGHS

- Longest Winning Streak:** 6 - April 3-May 9, 2011
- Longest Losing Streak:** 4 - May 5-September 24, 2008
- Strikeouts:** 14 - May 30, 2010 vs. Oakland
- Walks:** 5 (four times) - last, April 29, 2011 at Cleveland
- Innings (starter):** 9.0 - September 1, 2010 at Minnesota
- Innings (relief):** 4.1 - April 29, 2008 vs. Houston
- Low-Hit Game:** 1 - April 7, 2010 at Kansas City (6.0IP)

10-OR-MORE STRIKEOUT GAMES (6)

September 7, 2008 at Los Angeles Dodgers (11)
May 30, 2010 vs. Oakland (14)

May 21, 2009 at Florida (10)
September 17, 2010 at Chicago White Sox (11)

May 26, 2009 vs. San Diego (10)
August 13, 2011 at Baltimore (10)

40-YEAR-OLD TIGERS TO HIT A HOME RUN

Three Tigers players have connected for a home run at the age of 40-or-older, for a total of 56 home runs. Darrell Evans leads the way with 49 home runs for the Tigers at the age of 40-or-older. The following is the list of players to hit a home run with the Tigers at the age 40-or-older:

Player	Home Runs
Darrell Evans	49
Doc Cramer	6
Bobby Lowe	1

Courtesy of David Vincent



DANIEL SCHLERETH

Born: May 9, 1986
Birthplace: Anchorage, AK
Bats/Throws: L/L
Major League Service: 1.111
How Obtained: Acquired by the Tigers along with Max Scherzer from Arizona, in exchange for Edwin Jackson and Ian Kennedy on December 9, 2009

Opening Day Age: 25
Residence: Lone Tree, CO
Height/Weight: 6-0/198
Signed Through: 2012

LEFTHANDED PITCHER - 55

SEASON HIGHLIGHTS

After making the Tigers Opening Day roster out of Spring Training for the first time in his career, he appeared in a career-high 49 games as he spent the majority of the **2011** season with Detroit.

- Compiled a 2.08 ERA (8.2IP/2ER) in 10 appearances during April.
- Struggled during a six-outing stretch June 12-28, posting a 12.15 ERA (6.2IP/9ER).
- Optioned to Triple A Toledo by the Tigers on June 29 -- held opponents scoreless in seven of his eight outings with the Mud Hens before he was recalled by the Tigers for the remainder of the season on July 29.
- Did not allow a run in 10 straight games August 23-September 20, tossing 9.2 scoreless innings.
- Registered a 1.42 ERA (6.1IP/1ER) in seven outings during September.
- Limited lefthanded hitters to a .174 batting average (15x86)...righties batted .244 (21x86) against him.
- Compiled a 1.85 ERA (24.1IP/5ER) in 26 outings on the road...posted a 5.11 ERA (24.2IP/14ER) in 23 games at home.
- Posted a 2-1 record and 1.93 ERA (23.1IP/5ER) in 20 appearances following the all-star break...finished 0-1 with a 4.91 ERA (25.2IP/14ER) in 29 outings prior to the all-star break.

Assigned to Triple A Toledo to begin the **2010** season before he saw action in 18 games during two separate stints with the Tigers.

- Did not allow a run in eight straight outings with Toledo April 27-May 19, fanning 16 batters in 10.2 scoreless innings.
- Compiled a 1.46 ERA (12.1IP/2ER) in eight appearances during April.
- Recalled by the Tigers from Toledo on July 2.
- Optioned back to Toledo by the Tigers on July 17 -- compiled a 1.26 ERA (14.1IP/2ER) in 10 outings with the Mud Hens before he was recalled by the Tigers for the remainder of the season on August 16.
- Established a career high with four strikeouts on August 17 at New York's Yankee Stadium against the Yankees -- equaled the high with four strikeouts on October 3 at Baltimore.
- Did not allow a run over his final eight outings of the season September 5-October 3, tossing 9.2 scoreless innings.
- Recorded the final two outs on September 19 at Chicago's U.S. Cellular Field against the White Sox to register his first major league save.
- Established a career high with 3.1 innings of relief on October 3 at Baltimore.
- Limited righthanded batters to a .244 batting average (11x45)...lefties hit .310 (9x29) against him.
- Compiled a 1.08 ERA (8.1IP/1ER) in eight outings at Comerica Park...posted a 4.35 ERA (10.1IP/5ER) in 10 appearances on the road.

Opened the **2009** season with Double A Mobile in the Diamondbacks organization before he saw his first major league action in three separate stints with Arizona.

- Compiled a 0.82 ERA (11.0IP/1ER) in nine outings with Mobile during May.
- Had his contract purchased from Mobile by Arizona on May 29 -- made his major league debut that night versus Atlanta, tossing a scoreless inning of relief.
- Optioned to Mobile by the Diamondbacks on June 9.
- Sidelined June 23-August 2 with a right rib cage contusion.
- Recalled from Mobile by the Diamondbacks on August 11 -- made four appearances with Arizona before he was optioned to Triple A Reno on August 26.
- Saw action in one game with Reno before he was recalled for the remainder of the season by Arizona on August 29.
- Earned his first major league win on September 26 versus San Diego, tossing a scoreless inning of relief.
- Named the fifth-best prospect in the Tigers organization and 19th-best prospect in the Southern League following the season by *Baseball America*.



2012 TIGERS

Selected by Arizona in the first round (26th overall pick) of the June 2008 draft, he saw his first professional action with Rookie level Missoula and Single A South Bend.

- Named the third-best prospect in the Diamondbacks organization following the season by *Baseball America*.

PERSONAL/MISCELLANEOUS

He and his wife Bree reside in Lone Tree, CO during the off-season.

- His father Mark played 12 seasons in the NFL as an offensive lineman with the Washington Redskins and Denver Broncos, playing on three Super Bowl champions...Mark is currently an NFL analyst for ESPN.
- Underwent left elbow reconstruction surgery following his senior year at Highlands Ranch High School in Colorado in 2004, forcing him to take a medical redshirt in 2005.
- Posted a 3-1 record, 4.56 ERA (47.1IP/24ER), seven saves and 64 strikeouts in 23 games as a freshman at the University of Arizona in 2006.
- Finished 3-1 with a 2.68 ERA (37.0IP/11ER), eight saves and 47 strikeouts in 24 appearances (one start) during his sophomore season at the University of Arizona in 2007.
- Selected by Oakland in the eighth round of the June 2007 draft, but he did not sign.
- Compiled a 2-0 record, 1.81 ERA (54.2IP/11ER), a save and 76 strikeouts in 34 outings as a junior at the University of Arizona in 2008.
- Actively participates with Tigers Dreams Come True, supports Gloves for Kids and participated in the Tigers Winter Caravan.

DANIEL ROBERT SCHLERETH'S CAREER RECORD

Year	Club	W-L	ERA	G	GS	CG	SHO	SV	IP	H	AB	R	ER	HR	HB	BB	SO	WP	BK	AVG
2008	Missoula	0-0	0.00	3	0	0	0	0	3.0	3	12	1	0	0	0	2	6	1	0	.250
	South Bend	1-0	2.00	7	0	0	0	0	9.0	3	29	2	2	0	0	4	14	1	0	.103
2009	Mobile	0-0	1.01	21	0	0	0	4	26.2	14	87	3	3	1	1	16	39	3	0	.161
	Reno	0-0	0.00	1	0	0	0	0	1.0	1	4	0	0	0	1	1	1	0	0	.250
	Arizona	1-4	5.89	21	0	0	0	0	18.1	15	68	13	12	1	1	15	22	4	0	.221
2010	Toledo	1-3	2.37	38	0	0	0	0	49.1	40	183	17	13	0	2	34	60	4	0	.219
	DETROIT	2-0	2.89	18	0	0	0	1	18.2	20	74	7	6	2	1	10	19	1	0	.270
2011	Toledo	1-0	0.77	8	0	0	0	0	11.2	6	39	1	1	0	0	5	18	1	0	.154
	DETROIT	2-2	3.49	49	0	0	0	0	49.0	36	172	20	19	6	5	31	44	6	0	.209
MINOR LEAGUE TOTALS		3-3	1.70	78	0	0	0	4	100.2	67	354	24	19	1	4	62	138	10	0	.189
NL TOTALS		1-4	5.89	21	0	0	0	0	18.1	15	68	13	12	1	1	15	22	4	0	.221
DETROIT TOTALS		4-2	3.33	67	0	0	0	1	67.2	56	246	27	25	8	6	41	63	7	0	.228
MAJOR LEAGUE TOTALS		5-6	3.87	88	0	0	0	1	86.0	71	314	40	37	9	7	56	85	11	0	.226

TRANSACTIONS

- Selected by Oakland in the eighth round of the June 2007 draft
- Selected by Arizona in the first round (26th overall) of the June 2008 draft
- On disabled list, June 23-August 2, 2009 (right rib cage contusion)
- Acquired by the Tigers along with Max Scherzer from Arizona, in exchange for Edwin Jackson and Ian Kennedy on December 9, 2009

DIVISION SERIES RECORD

Year	Club/Opp.	W-L	ERA	G	GS	CG	SHO	SV	IP	H	AB	R	ER	HR	HB	BB	SO	WP	BK	AVG
2011	DET vs. NYY	0-0	10.80	2	0	0	0	0	1.2	4	9	2	2	0	0	0	4	1	0	.444

LEAGUE CHAMPIONSHIP SERIES RECORD

Year	Club/Opp.	W-L	ERA	G	GS	CG	SHO	SV	IP	H	AB	R	ER	HR	HB	BB	SO	WP	BK	AVG
2011	DET vs. TEX	0-0	—	1	0	0	0	0	0.0	1	1	1	1	0	0	0	0	0	0	0.000

CAREER FIELDING

	G	TC	PO	A	E	DP	PCT
Pitcher	88	12	4	7	1	0	.917

CAREER HIGHS

- Longest Winning Streak:** 2 (twice) - last, August 5-31, 2011
- Longest Losing Streak:** 4 - June 2-September 13, 2009
- Strikeouts:** 4 (twice) - last, October 3, 2010 at Baltimore
- Walks:** 3 - June 20, 2011 at Los Angeles Dodgers
- Innings (relief):** 3.1 - October 3, 2010 at Baltimore



DREW SMYLY

NON-ROSTER
INVITEE

Born: June 13, 1989
Birthplace: Little Rock, AR
Bats/Throws: L/L
Major League Service: 0.000
How Obtained: Selected by the Tigers in the second round of the June 2010 draft
Opening Day Age: 22
Residence: Maumelle, AR
Height/Weight: 6-3/190
Signed Through: 2012

LEFTHANDED PITCHER - 80

SEASON HIGHLIGHTS

Tabbed the Tigers Minor League Pitcher of the Year in **2011** as he compiled an 11-6 record, 2.07 ERA (126.0IP/29ER) and 130 strikeouts in 22 outings (21 starts) with Single A Lakeland and Double A Erie.

- Opened the season with Lakeland -- sidelined April 20-May 28 with left elbow tendinitis.
- Selected the Florida State League Pitcher of the Week for June 6-12 after he earned the win in his only outing during the week on June 8 at Daytona, fanning seven batters as he blanked the club over seven hitless innings.
- Earned Tigers Minor League Pitcher of the Month honors for June after posting a 4-0 record, 1.93 ERA (32.2IP/7ER) and 31 strikeouts in five starts -- tied for the lead in the Florida State League with four wins, while he finished fifth with 31 strikeouts and sixth with a 1.93 ERA.
- Fanned a season-best 10 batters on July 25 versus Palm Beach -- equaled the high with 10 strikeouts twice for Erie, doing so on August 22 at Binghamton and September 1 versus Binghamton.
- Had his contract transferred from Lakeland to Erie for the remainder of the season on July 29.
- Garnered Tigers Minor League Pitcher of the Month honors for July after he compiled a 4-1 record, 1.69 ERA (32.0IP/6ER) and 37 strikeouts in six starts between Lakeland and Erie.
- Posted a 3-2 record, 1.52 ERA (29.2IP/5ER) and 35 strikeouts in five starts during August -- third in the Eastern League with a 1.52 ERA during the month, while he tied for ninth with 35 strikeouts.
- Named the third-best prospect in the Tigers organization and the 16th-best prospect in the Florida State League following the season by *Baseball America*.
- Saw action with Team USA during the Pan American Games following the season -- posted a 2-0 record as he fanned 17 batters in 17.0 scoreless innings of work over three starts.

Selected by the Tigers in the second round of the June **2010** draft -- did not pitch after signing on August 16.

- Named the eighth-best prospect in the Tigers organization following the season by *Baseball America*.

PERSONAL/MISCELLANEOUS

Resides in Maumelle, AR during the off-season.

- Saw action with Duluth in the Northwoods League during the summer of **2009**, compiling a 0-3 record, 3.32 ERA (40.2IP/15ER) and 44 strikeouts in seven starts.
- Tabbed a Second-Team All-Southeastern Conference selection as a sophomore at the University of Arkansas in **2010** after posting a 9-1 record, 2.80 ERA (103.0IP/32ER) and 114 strikeouts in 18 outings (14 starts).
- Recommended/signed by Chris Wimmer for the Tigers.

TODD ANDREW SMYLY'S CAREER RECORD

Year	Club	W-L	ERA	G	GS	CG	SHO	SV	IP	H	AB	R	ER	HR	HB	BB	SO	WP	BK	AVG
2011	Lakeland	7-3	2.58	14	14	0	0	0	80.1	71	294	32	23	1	3	21	77	5	0	.241
	Erie	4-3	1.18	8	7	0	0	0	45.2	32	159	10	6	1	1	15	53	2	0	.201
MINOR LEAGUE TOTALS		11-6	2.07	22	21	0	0	0	126.0	103	453	42	29	2	4	36	130	7	0	.227

TRANSACTIONS

- Selected by the Tigers in the second round of the June 2010 draft
- On disabled list, April 20-May 28, 2011 (left elbow tendinitis)

2012 TIGERS



2012 TIGERS



TYLER STOHR

Born: September 19, 1986	Opening Day Age: 25
Birthplace: Newburgh, NY	Residence: Viera, FL
Bats/Throws: L/R	Height/Weight: 6-2/210
Major League Service: 0.000	Signed Through: 2012
How Obtained: Selected by the Tigers in the sixth round of the June 2008 draft	

RIGHTHANDED PITCHER - 38

SEASON HIGHLIGHTS

Compiled a 1-2 record, 3.79 ERA (57.0IP/24ER), three saves and 50 strikeouts in 44 games as he split the **2011** season between Single A Lakeland and Double A Erie.

- Assigned to Lakeland to begin the season -- did not allow a run over a seven-outing stretch April 15-May 3, tossing 9.2 scoreless innings.
- Posted a 2.93 ERA (15.1IP/5ER) over his final 11 appearances with Lakeland May 20-June 28.
- Had his contract transferred from Lakeland to Erie for the remainder of the season on July 1.
- Fanned a season-high five batters on July 26 versus Richmond.
- Named the 17th-best prospect in the Tigers organization following the season by *Baseball America*.
- Saw action in 13 games with Salt River in the Arizona Fall League following the season, posting a 1-0 record, 4.63 ERA (11.2IP/6ER) and seven strikeouts.

Limited to three appearances with Lakeland during the **2010** season as he landed on the disabled list for the remainder of the season on April 19 with a right elbow sprain.

Selected to the Midwest League's mid-season all-star squad with Single A West Michigan during the **2009** season.

- Second in the Midwest League with 47 games finished, while he tied for second with 19 saves and tied for fourth with 52 appearances.
- Posted a 1.88 ERA (14.1IP/3ER) in 11 outings during May.
- Third in the Midwest League with six saves during June.
- Did not allow a run in 10 straight outings July 17-August 12, tossing 11.1 scoreless innings.
- Named the 22nd-best prospect in the Tigers organization following the season by *Baseball America*.

Made his professional debut with Single A Oneonta after being selected by the Tigers in the sixth round of the June **2008** draft.

- Selected to the New York-Penn League's mid-season all-star squad.
- Tied for fifth in the New York-Penn League with 12 saves.
- Tied for the league lead with four saves during June, while he tied for third with six saves during July.

PERSONAL/MISCELLANEOUS

Resides in Viera, FL during the off-season.

- Started seven games as a freshman at Army in **2006**, compiling a 1-3 record and 4.50 ERA (30.0IP/15ER).
- Selected to the Atlantic Sun Conference's all-academic team as a sophomore at the University of North Florida in **2007**.
- Saw action in 10 games with Hyannis in the Cape Cod League during the summer of **2007**, posting a 2.08 ERA (13.0IP/3ER), five saves and 14 strikeouts -- named to the league's all-star squad.
- A Second-Team All-Atlantic Sun Conference selection as a junior at the University of North Florida in **2008**, he finished 3-2 with a 1.93 ERA (32.2IP/7ER), 10 saves and 46 strikeouts in 22 appearances.
- Participated in the Tigers Winter Caravan.
- Recommended/signed by Steve Nichols for the Tigers.



TYLER S. STOHR'S CAREER RECORD

Year	Club	W-L	ERA	G	GS	CG	SHO	SV	IP	H	AB	R	ER	HR	HB	BB	SO	WP	BK	AVG
2008	Oneonta	0-1	3.98	21	0	0	0	12	20.1	17	76	10	9	0	1	15	24	2	0	.224
2009	West Michigan	3-4	3.54	52	0	0	0	19	61.0	59	232	26	24	2	3	16	55	4	0	.254
2010	Lakeland	1-0	0.00	3	0	0	0	0	5.0	3	16	0	0	0	0	4	2	1	0	.187
2011	Lakeland	1-0	3.45	24	0	0	0	0	31.1	24	112	12	12	3	2	8	23	2	0	.214
	Erie	0-2	4.21	20	0	0	0	3	25.2	22	94	12	12	3	1	17	27	3	0	.234
MINOR LEAGUE TOTALS		5-7	3.58	120	0	0	0	34	143.1	125	530	60	57	8	7	60	131	12	0	.236

TRANSACTIONS

- Selected by the Tigers in the sixth round of the June 2008 draft
- On disabled list, April 19-September 8, 2010 (right elbow strain)



RYAN STRIEBY

NON-ROSTER
INVITEE

Born: August 9, 1985
Birthplace: Seattle, WA
Bats/Throws: R/R
Major League Service: 0.000
How Obtained: Selected by the Tigers in the fourth round of the June 2006 draft

Opening Day Age: 26
Residence: Brier, WA
Height/Weight: 6-5/235
Signed Through: 2012

FIRST BASEMAN - 63

2012 TIGERS

SEASON HIGHLIGHTS

Spent the entire **2011** season with Triple A Toledo, leading all Tigers minor league players with 19 home runs.

- Led the International League with 171 strikeouts.
- Compiled a season-best nine-game hitting streak May 19-29, batting .333 (12x36) with three doubles, two home runs and six RBI -- equaled the season high with a nine-game hitting streak August 4-12, batting .464 (13x28) with five doubles, a home run and two RBI.
- Hit .279 (29x104) with three doubles, seven home runs and 27 RBI in 27 games during July -- tied for the lead in the International League with 27 RBI during the month, while he tied for second with seven home runs.
- Saw action in six games with Cibao in the Dominican Winter League following the season, batting .222 (4x18).

Limited to 76 games with Toledo during the **2010** season due to two separate stints on the disabled list.

- Sidelined April 22-May 19 with a left wrist sprain.
- Drove in a season-high five runs on May 25 at Syracuse.
- Collected a season-best four hits on June 4 at Rochester.
- Compiled a season-high nine-game hitting streak June 30-July 8, batting .400 (14x35) with three doubles, a home run and five RBI.
- Landed on the disabled list for the remainder of the season on August 2 with a left wrist impingement.
- Named the 14th-best prospect in the Tigers organization following the season by *Baseball America*.

Earned Eastern League mid-season all-star honors with Double A Erie in **2009** despite being limited to 86 games as he spent three separate stints on the disabled list.

- Tied for fourth in the Eastern League with 19 home runs.
- Connected for a season-high two home runs on April 8 versus Altoona -- equaled the high with two home runs on May 7 at Harrisburg and August 23 versus Akron.
- Third in the Eastern League with five home runs during April, while he tied for fourth with 17 RBI and tied for fifth with 38 total bases -- hit .279 (19x68) in 19 games during the month.
- Collected an RBI in nine straight games May 26-June 5, driving in 11 runs.
- Tied for the lead in the Eastern League with seven home runs during May -- batted .290 (27x93) with five doubles, a triple and 20 RBI in 28 games during the month.
- Sidelined June 22-30 with a left wrist sprain.
- Batted .315 (17x54) with three doubles, two home runs and nine RBI in 17 games during June.
- Tabbed the Eastern League Player of the Week for July 6-12 after hitting .455 (10x22) with eight runs scored, a double, two home runs and five RBI in six games.



2012 TIGERS

- Sideline July 21-August 11 with left wrist inflammation.
- Hit .362 (17x47) with two doubles, three home runs and seven RBI in 12 games during July.
- Landed on the disabled list for the remainder of the season on August 26 with a left wrist sprain.
- Named the 11th-best prospect and best power hitter in the Tigers organization following the season by *Baseball America*.

Named the Tigers Minor League Player of the Year as he earned Florida State League mid-season all-star honors with Single A Lakeland during the **2008** season...additionally, he was selected Lakeland's Player of the Year.

- Led the Florida State League with 29 home runs, 94 RBI and a home run once every 14.52 at-bats, while he finished second with 55 extra-base hits and a .563 slugging percentage, third with 237 total bases and tied for fifth with seven triples.
- Belted a season-high two home runs on July 5 versus Fort Myers.
- Homered in six straight games July 19-23 -- batted .450 (9x20) with six home runs and 15 RBI during the stretch.
- Compiled a season-high 12-game hitting streak July 29-August 9, batting .453 (24x53) with four doubles, a triple, six home runs and 17 RBI.
- Collected a season-best four hits on July 30 versus Tampa.
- Tabbed the Tigers Minor League Player of the Month for July after hitting .310 (35x113) with 22 runs scored, four doubles, four triples, 13 home runs and 33 RBI in 29 games -- led the Florida State League with 86 total bases and 13 home runs during the month, while he finished second with 33 RBI.
- Landed on the disabled list for the remainder of the season on August 12 with a left wrist sprain.
- Tied for second in the Florida State League with six home runs during August -- batted .364 (16x44) with three doubles, a triple and 14 RBI in 10 games during the month.
- Hit .315 (41x130) with runners in scoring position.
- Named the 12th-best prospect and rated as the best power hitter in the Tigers organization following the season by *Baseball America*.

Tabbed to the Midwest League's mid-season all-star squad with Single A West Michigan during the **2007** season.

- Tied for the lead in the Midwest League with eight sacrifice flies.
- Topped all league first basemen with a .993 fielding percentage.
- Hit .386 (27x70) with four doubles, a triple, home run and 11 RBI over a 19-game stretch April 18-May 7.
- Batted .417 (25x60) with six doubles, three home runs and 14 RBI over a 16-game stretch May 24-June 9.
- Belted a season-high two home runs on July 21 at Burlington -- equaled the high with two home runs on July 28 at Cedar Rapids.
- Tied for fourth in the Midwest League with six home runs during July.
- Saw action in all nine of West Michigan's games during the Midwest League playoffs, batting .250 (8x32) with a home run and three RBI.
- Named the 28th-best prospect in the Tigers organization following the season by *Baseball America*.

Made his professional debut with Single A Oneonta after being selected by the Tigers in the fourth round of the June **2006** draft.

- Hit .309 (29x94) with six doubles, a home run and 12 RBI in 25 games during July.

PERSONAL/MISCELLANEOUS

Resides in Brier, WA during the off-season.

- Hit .388 with 35 RBI at Edmonds Community College in **2004**.
- Selected by the Los Angeles Dodgers in the 29th round of the June **2004** draft out of Edmonds Community College, but he did not sign.
- Batted .450 with 21 doubles, seven home runs and 62 RBI at Edmonds Community College in **2005**.
- Tabbed the Southeastern Conference Player of the Year in **2006** after hitting .347 (78x225) with 59 runs scored, 22 doubles, 20 home runs and 77 RBI in 59 games at the University of Kentucky...selected a First-Team All-American by *Baseball America*, College Baseball Foundation and Louisville Slugger...fifth among all NCAA Division I players with 77 RBI, while he tied for 11th with 20 home runs.
- Recommended/signed by Harold Zonder for the Tigers.



RYAN K. STRIEBY'S CAREER RECORD

Year	Club	AVG	G	AB	R	H	TB	2B	3B	HR	RBI	SH	SF	HB	BB	SO	SB	CS	OBP	SLG	E
2006	Oneonta	.241	61	224	26	54	75	9	0	4	25	0	3	2	25	58	1	1	.319	.335	7
2007	West Michigan	.253	123	443	65	112	187	23	2	16	76	0	8	5	63	78	6	5	.347	.422	7
2008	Lakeland	.278	112	421	65	117	237	19	7	29	94	1	5	5	46	101	0	1	.352	.563	7
2009	Erie	.303	86	294	64	89	166	18	1	19	58	1	2	8	57	80	2	0	.427	.565	7
2010	Toledo	.245	76	290	29	71	116	15	0	10	49	0	1	1	33	85	1	1	.323	.400	2
2011	Toledo	.255	130	487	66	124	209	28	0	19	76	0	4	6	60	171	5	2	.341	.429	6
MINOR LEAGUE TOTALS		.263	588	2159	315	567	990	112	10	97	378	2	23	27	284	573	15	10	.352	.459	36

TRANSACTIONS

- Selected by the Los Angeles Dodgers in the 29th round of the June 2004 draft
- Selected by the Tigers in the fourth round of the June 2006 draft
- On disabled list, August 12-September 2, 2008 (left wrist sprain)
- On disabled list, June 22-30, 2009 (left wrist sprain)
- On disabled list, July 21-August 11, 2009 (left wrist inflammation)
- On disabled list, August 26-September 8, 2009 (left wrist sprain)
- On disabled list, April 22-May 19, 2010 (left wrist sprain)
- On disabled list, August 2-September 7, 2010 (left wrist impingement)



CLETE THOMAS

Born: November 14, 1983
Birthplace: Jacksonville, FL
Bats/Throws: L/R
Major League Service: 1.027
How Obtained: Selected by the Tigers in the sixth round of the June 2005 draft
Opening Day Age: 28
Residence: Tampa, FL
Height/Weight: 5-11/195
Signed Through: 2012

OUTFIELDER - 36

2012 TIGERS

SEASON HIGHLIGHTS

Spent the entire **2011** season with Triple A Toledo, hitting .251 in 113 games.

- Collected a season-high six RBI on April 18 at Columbus.
- Batted .284 (19x67) with three doubles, two home runs and 13 RBI in 23 games during July.
- Sidelined August 20-September 1 with a left finger fracture.
- Registered a season-best four hits on September 3 at Columbus.
- Batted .309 (38x123) following the all-star break...hit .221 (54x244) prior to the all-star break.
- Hit .323 (32x99) with runners in scoring position.

Limited to 21 games with Toledo during the **2010** season before landing on the disabled list for the remainder of the season on May 13 with left knee inflammation.

- Sidelined April 15-25 with a left hamstring strain.
- Belted a season-high two home runs on May 8 at Norfolk.
- Underwent microfracture surgery on his left knee on June 4, a procedure performed by Dr. Richard Steadman in Vail, Colorado.

Split the **2009** season between Toledo and Detroit, seeing action in 102 games during his two stints with the Tigers.

- Recalled by the Tigers from Toledo on May 5 -- hit .368 (14x38) with three doubles, a triple and five RBI over his first nine games with the Tigers May 5-15.
- Equaled a career high with three hits on May 5 versus Minnesota -- matched the high with three hits on May 15 versus Oakland, May 30 at Baltimore, July 12 versus Cleveland and August 30 versus Tampa Bay.
- Belted two home runs on May 30 at Baltimore to establish a career high.
- Connected for his first career grand slam on June 7 versus the Los Angeles Angels of Anaheim -- entered the game as a pinch-runner in the fourth inning before hitting the game-winning grand slam in the eighth inning...according to the Elias Sports Bureau, he became just the fifth player since 1970 to hit a go-ahead grand slam in a game he entered as a pinch-runner...he joined Kansas City's Rey Palacios (1990), Montreal's Moises Alou (1992), Milwaukee's Darrin Jackson (1998) and Boston's Rico Brogna (2000) in accomplishing the feat.
- Optioned to Toledo by the Tigers following the game against the White Sox on June 11 at Chicago's U.S. Cellular Field.



2012 TIGERS

- Batted .529 (18x34) with six doubles and five RBI over an eight-game hitting streak with Toledo June 19-26.
- Collected a season-high four hits for the Mud Hens on June 23 versus Durham.
- Hit .373 (25x67) with eight doubles and seven RBI in 17 games during June -- second in the International League with a .373 batting average during the month.
- Recalled by the Tigers from Toledo for the remainder of the season on July 8.
- Established a career high with five RBI on July 12 versus Cleveland.
- Batted .341 (15x44) with two doubles, a triple, two home runs and 11 RBI in 16 games for the Tigers during July.
- Belted his first career walk-off home run on August 3 versus Baltimore, a solo shot in the ninth inning off Danys Baez.
- Hit .268 (34x127) in 37 games prior to the all-star break...batted .216 (32x148) in 65 games following the all-star break.

Saw his first major league action after making the Tigers Opening Day roster out of Spring Training in **2008**.

- Made his major league debut on March 31 versus Kansas City as a defensive replacement in left field in the ninth inning -- doubled off Joakim Soria in the 11th inning for his first major league hit.
- Established a career high with three hits on April 4 versus the Chicago White Sox -- matched the career best with three hits on April 20 at Toronto and June 27 versus Colorado.
- Optioned to Toledo by the Tigers on April 23.
- Hit .323 (20x62) over a 16-game stretch with Toledo May 10-27, scoring 13 runs and collecting five doubles, four home runs and 15 RBI.
- Recalled from Toledo by the Tigers on May 30.
- Sideline June 4-20 with a sprained right ankle -- assigned to Toledo as part of an injury rehab assignment on June 13 ...batted .211 (4x19) with a double, home run and four RBI in five games during the injury rehab assignment.
- Drew two bases-loaded walks on June 26 versus St. Louis -- according to the Elias Sports Bureau, he became the first major league player to do so since Boston's Julio Lugo on July 28, 2007 at Tampa Bay.
- Hit .435 (10x23) in 11 games for the Tigers during June.
- Connected for his first major league home run on July 13 versus Minnesota, a two-run shot off Nick Blackburn.
- Optioned to Toledo by the Tigers on July 15.
- Belted a grand slam on July 19 at Pawtucket -- finished with a season-high five RBI for Toledo.
- Batted .360 (18x50) with three doubles, a triple, home run and 10 RBI in 13 games during July for Toledo.
- Sideline for the rest of the season with Toledo after landing on the disabled list on August 29 with a right elbow sprain.
- Batted .368 (7x19) against lefties with the Tigers, compared to .268 (26x97) with righties on the mound.
- Hit .353 (18x51) in 17 games at Comerica Park...batted .231 (15x65) in 23 games on the road with Detroit.
- Underwent ulnar collateral ligament reconstruction surgery on his right elbow on September 11, a procedure performed by Dr. James Andrews in Birmingham, AL.
- Named the 21st-best prospect and best defensive outfielder and rated as possessing the best outfield arm in the Tigers organization following the season by *Baseball America*.

Topped the Eastern League with 97 runs scored for Double A Erie during the **2007** season, while he tied for fourth with 148 hits and tied for fifth with six triples.

- Finished second in the Eastern League with 528 at-bats, while he tied for second with 137 games played.
- Led all league outfielders with 11 errors.
- Rated as possessing the best outfield arm in the Eastern League by *Baseball America*.
- Collected a season-high four hits on May 11 at Akron -- equaled the best with four hits on July 1 versus Akron and August 2 at New Britain.
- Posted a season-best 10-game hitting streak June 23-July 3, batting .541 (20x37) with 12 runs scored, three doubles, a triple, two home runs and seven RBI.
- Hit .330 (34x103) with 21 runs scored, nine doubles, a home run and seven RBI in 27 games during June.
- Saw action in all four of Erie's games during the Eastern League playoffs, batting .368 (7x19) with four runs scored, a double, triple and two RBI.
- Named the 12th-best prospect in the Tigers organization following the season by *Baseball America*.

Tied for fifth in the Florida State League with 34 stolen bases for Single A Lakeland during the **2006** season.

- Finished third in the Florida State League with 529 at-bats, while he tied for fourth with 127 strikeouts.
- Topped all league outfielders with 332 total chances and 321 putouts, while he tied for the lead with six double plays.
- Hit safely in his first 12 games of the season April 6-19, batting .302 (16x53) with eight runs scored, four doubles, two home runs and six RBI.
- Posted two 10-game hitting streaks during the season, doing so April 29-May 9 and June 7-19 -- hit .400 (18x45) with six runs scored, six doubles, two home runs and eight RBI during the 10-game stretch April 29-May 9, while he batted .364 (12x33) with seven runs scored and three doubles over the 10-game stretch June 7-19.



- Hit .306 (34x111) with runners in scoring position.
- Named the 29th-best prospect in the Tigers organization following the season by *Baseball America*.

Assigned to Single A Oneonta after being selected by the Tigers in the sixth round of the June 2005 draft.

- Compiled an 11-game hitting streak with Oneonta June 23-July 4, batting .500 (20x40) with 14 runs scored, four doubles, a triple, home run and nine RBI.
- Scored a run in 11 straight games June 26-July 9, a total of 16 runs scored.
- Earned New York-Penn League Player of the Week honors for June 27-July 3, batting .458 (11x24) with seven runs scored, two doubles, a triple, home run and nine RBI in six games.
- Collected a season-high five RBI on July 2 at Lowell.
- Promoted to Single A West Michigan on July 12.
- Posted an 11-game hitting streak July 24-August 3 and a 12-game hitting streak August 7-19 -- batted .357 (15x42) with eight runs scored, two doubles, two triples and three RBI over the 11-game stretch, while he hit .380 (19x50) with 10 runs scored, three doubles and five RBI during the 12-game stretch.
- Appeared in all four of West Michigan's games during the Midwest League playoffs, hitting .375 (6x16).
- Named the 14th-best prospect in the Tigers organization following the season by *Baseball America*.

PERSONAL/MISCELLANEOUS

He, his wife Susie and son Brooks (1/30/10) reside in Tampa, FL during the off-season.

- Selected by Minnesota in the fifth round of the June 2002 draft out of Mosley High School in Lynn Haven, FL, but he did not sign.
- Played in 63 games for Auburn University as a freshman in 2003, hitting .297 (76x256) with 41 runs scored, 10 doubles, four triples, two home runs, 27 RBI and 11 stolen bases.
- Hit .329 (71x216) with 53 runs scored, 16 doubles, six triples, four home runs, 45 RBI and 24 stolen bases in 56 games as a sophomore at Auburn University in 2004.
- Named the 20th-best prospect in the Cape Cod League during the summer of 2004 by *Baseball America* after batting .241 (28x116) with 17 runs scored, five doubles, three triples, three home runs, 15 RBI and eight stolen bases for Harwich.
- Batted .328 (78x238) in 60 games as a junior at Auburn University in 2005, scoring 66 runs and collecting 18 doubles, six triples, nine home runs, 41 RBI and 23 stolen bases.
- Participated in the Tigers Winter Caravan.
- Recommended/signed by Jerome Cochran for the Tigers.

2012 TIGERS

MICHAEL CLETE THOMAS' CAREER RECORD

Year	Club	AVG	G	AB	R	H	TB	2B	3B	HR	RBI	SH	SF	HB	BB	SO	SB	CS	OBP	SLG	E
2005	Oneonta	.386	18	70	19	27	37	5	1	1	14	0	0	2	12	11	9	0	.488	.529	0
	West Michigan	.284	51	194	39	55	73	8	5	0	11	2	2	2	21	37	11	3	.356	.376	1
2006	Lakeland	.257	132	529	67	136	194	30	5	6	40	1	3	6	56	127	34	13	.333	.367	3
2007	Erie	.280	137	528	97	148	214	30	6	8	53	3	2	7	59	110	18	11	.359	.405	11
2008	Toledo	.247	76	291	44	72	121	18	2	9	45	3	1	1	37	88	29	11	.333	.416	5
	DETROIT	.284	40	116	7	33	47	9	1	1	9	2	0	1	14	26	2	0	.366	.405	4
2009	Toledo	.291	45	175	27	51	73	17	1	1	17	0	1	3	26	49	18	3	.390	.417	3
	DETROIT	.240	102	275	46	66	106	13	3	7	39	1	0	1	33	77	3	0	.324	.385	4
2010	Toledo	.183	21	71	14	13	29	2	1	4	13	1	0	2	12	32	9	0	.318	.408	2
2011	Toledo	.251	113	367	37	92	147	15	2	12	53	2	2	3	32	130	20	3	.314	.401	2
MINOR LEAGUE TOTALS		.267	593	2225	344	594	888	125	23	41	246	12	11	26	255	584	148	44	.348	.399	27
MAJOR LEAGUE TOTALS		.253	142	391	53	99	153	22	4	8	48	3	0	2	47	103	5	0	.336	.391	8

TRANSACTIONS

- Selected by Minnesota in the fifth round of the June 2002 draft
- Selected by the Tigers in the sixth round of the June 2005 draft
- On disabled list, June 4-20, 2008 (sprained right ankle)
- On disabled list, August 29-September 5, 2008 (right elbow sprain)
- On disabled list, April 15-25, 2010 (left hamstring strain)
- On disabled list, May 13-September 7, 2010 (left knee inflammation)
- On disabled list, August 20-September 1, 2011 (left finger fracture)

CAREER FIELDING

	G	TC	PO	A	E	DP	PCT
Outfield	140	278	261	9	8	4	.971



2012 TIGERS

CAREER HIGHS

Hits: 3 (eight times) - last, August 30, 2009 vs. Tampa Bay
Home Runs: 2 - May 30, 2009 at Baltimore
RBI: 5 - July 12, 2009 vs. Cleveland
Stolen Bases: 1 (five times) - last, September 12, 2009 vs. Toronto
Hitting Streak: 7 - June 3-30, 2008

GRAND SLAMS (1)

June 7, 2009 vs. Los Angeles Angels of Anaheim (Jason Bulger)

TWO HOME RUN GAMES (1)

May 30, 2009 at Baltimore



JACOB TURNER

Born: May 21, 1991
Birthplace: St. Charles, MO
Bats/Throws: R/R
Major League Service: 0.029
Opening Day Age: 20
Residence: St. Charles, MO
Height/Weight: 6-5/210
Signed Through: 2013
 (club options for 2014, 2015)
How Obtained: Selected by the Tigers in the first round (ninth overall) of the June 2009 draft

RIGHTHANDED PITCHER - 50

CAREER HIGHLIGHTS

The 2012 season will mark Turner's fourth season with the Tigers organization.

- Selected to participate in the Futures Game held prior to Major League Baseball's All-Star Game in 2011.

SEASON HIGHLIGHTS

Saw action with both Double A Erie and Triple A Toledo during the **2011** season, before he received his first action at the major league level with the Tigers.

- Assigned to Erie to begin the season -- selected to the Eastern League's mid-season all-star squad.
- Earned a spot on the U.S. Team for the Futures Game held at Chase Field in Arizona prior to Major League Baseball's All-Star Game -- he retired the two batters he faced during the game.
- Fanned a season-high nine batters with Erie on April 7 versus Altoona.
- Finished 1-0 with a 2.67 ERA (33.2IP/10ER) and 28 strikeouts in five starts during May.
- Recalled by the Tigers from Erie on July 30 -- made his major league debut that afternoon, taking the loss after allowing two runs in 5.1 innings of work versus the Los Angeles Angels of Anaheim -- became the youngest Tigers pitcher to start a game at Comerica Park at 20 years, two months and nine days old...additionally, he became the youngest Tigers pitcher to start a game in his major league debut since Bruce Robbins was 19 years old in his debut on July 28, 1979...optioned to Triple A Toledo by the Tigers following his start that afternoon.
- Started three games with Toledo, averaging 10.4 strikeouts per nine innings.
- Recalled by the Tigers from Toledo for the remainder of the season on September 1 -- did not receive a decision as he made two starts for Detroit during September.
- Named the top prospect and rated as possessing the best changeup in the Tigers organization and named the fifth-best prospect in the Eastern League following the season by *Baseball America*.

Assigned to Single A West Michigan to begin his first professional season in **2010**, earning Midwest League mid-season all-star honors.

- Sideline April 22-May 5 with a right forearm strain.
- Compiled a 2-1 record and 3.21 ERA (28.0IP/10ER) over his final five outings (four starts) with the Whitecaps May 27-June 18.
- Had his option transferred from West Michigan to Single A Lakeland on June 23.
- Posted a 4-1 record, 1.28 ERA (49.1IP/7ER) and 41 strikeouts over his final 10 starts of the season with the Flying Tigers July 12-September 2.
- Second in the Florida State League with a 1.05 ERA (25.2IP/3ER) in five starts during August.
- Named the top prospect and rated as possessing the best curveball and changeup in the Tigers organization, named the third-best prospect in the Florida State League and fourth-best prospect in the Midwest League following the season by *Baseball America*.



Detroit's first-round selection in the June draft, he did not pitch after agreeing to terms on August 17, 2009.

- Named the top prospect and rated as possessing the best curveball in the Tigers organization following the season by *Baseball America*.

PERSONAL/MISCELLANEOUS

Resides in St. Charles, MO during the off-season.

- Finished 5-2 with a 1.45 ERA (49.2IP/8ER) and 92 strikeouts during his junior season in 2008 at Westminster Christian Academy in Missouri.
- Pitched for Team USA during the summer of 2008 -- fanned 19 batters in 10.1 innings of work.
- Selected to participate in the Aflac All-American High School Baseball Classic in 2008.
- Tabbed a First-Team High School All-American by *Baseball America* in 2009 after compiling a 7-2 record, 0.60 ERA (59.2IP/4ER) and 118 strikeouts as a senior at Westminster Christian Academy...selected the Gatorade Player of the Year in Missouri.
- Actively participates with the Detroit Tigers Autographed Memorabilia Donation Program and participated in the Tigers Winter Caravan.
- Recommended/signed by Marty Miller for the Tigers.

JACOB EDWARD TURNER'S CAREER RECORD

Year	Club	W-L	ERA	G	GS	CG	SHO	SV	IP	H	AB	R	ER	HR	HB	BB	SO	WP	BK	AVG
2010	West Michigan	2-3	3.67	11	10	0	0	0	54.0	53	216	26	22	4	1	9	51	1	0	.245
	Lakeland	4-2	2.93	13	13	0	0	0	61.1	53	229	22	20	3	7	14	51	0	1	.231
2011	Erie	3-5	3.48	17	17	0	0	0	113.2	102	426	47	44	9	7	32	90	8	0	.239
	Toledo	1-0	3.12	3	3	0	0	0	17.1	15	66	6	6	1	0	3	20	2	0	.227
	DETROIT	0-1	8.53	3	3	0	0	0	12.2	17	54	13	12	3	1	4	8	0	0	.315
MINOR LEAGUE TOTALS		10-10	3.36	44	43	0	0	0	246.1	223	937	101	92	17	15	58	212	11	1	.238
MAJOR LEAGUE TOTALS		0-1	8.53	3	3	0	0	0	12.2	17	54	13	12	3	1	4	8	0	0	.315

TRANSACTIONS

- Selected by the Tigers in the first round (ninth overall) of the June 2009 draft
- On disabled list, April 22-May 5, 2010 (right forearm strain)
- On temporarily inactive list, July 9-14, 2011 (Participating in Futures Game)

CAREER FIELDING

	G	TC	PO	A	E	DP	PCT
Pitcher	3	1	0	1	0	1	1.000

CAREER HIGHS

- Longest Winning Streak:** No major league wins
- Longest Losing Streak:** 1 - July 30, 2011
- Strikeouts:** 6 - July 30, 2011 vs. Los Angeles Angels of Anaheim
- Walks:** 3 - July 30, 2011 vs. Los Angeles Angels of Anaheim
- Innings (starter):** 5.1 - July 30, 2011 vs. Los Angeles Angels of Anaheim
- Low-Hit Game:** 3 - July 30, 2011 vs. Los Angeles of Anaheim (5.1IP)



JOSE VALVERDE

Born: March 24, 1978
Birthplace: San Pedro de Macoris, DR
Bats/Throws: R/R
Major League Service: 8.090
How Obtained: Signed by the Tigers as a free agent on January 26, 2010
Opening Day Age: 34
Residence: Santo Domingo, DR
Height/Weight: 6-4/254
Signed Through: 2012

RIGHTHANDED PITCHER - 46

CAREER HIGHLIGHTS

- The 2012 season will mark Valverde's third season with the Tigers...agreed to terms on a two-year contract, plus a club option for 2012, with the club on January 26, 2010.
- Selected to the National League's all-star squad with the Arizona Diamondbacks in 2007...two-time American League all-star selection with the Tigers (2010-11).
- Selected National League Player of the Week twice during his career.

2012 TIGERS



2012 TIGERS

- Tabbed Major League Baseball's Delivery Man of the Year in 2011, an honor that recognizes the most outstanding relief pitcher during the regular season.
- Established the Tigers single-season club record with 49 saves during the 2011 season.
- Converted all 49 of his save opportunities during the 2011 season, marking the longest such streak during a single season in Tigers history -- surpassed Guillermo Hernandez who converted 32 straight save opportunities for the Tigers April 6-September 23, 1984.
- Selected to participate in the Futures Game held prior to Major League Baseball's All-Star Game in 2001.

SEASON HIGHLIGHTS

Selected to the American League's all-star squad for the second straight season with the Tigers in **2011** as he set a club record with 49 saves...joined Todd Jones (42 saves in 2000) as the only two pitchers in franchise history to register 40-or-more saves during a single season.

- Tabbed Major League Baseball's Delivery Man of the Year, an honor that recognizes the most outstanding relief pitcher during the regular season.
- Topped the American League with 75 appearances and 49 saves...fifth among all league relievers with 72.1 innings pitched, while he finished ninth with a 2.24 ERA and 10th with 69 strikeouts.
- Appeared in 75 games during the season -- became the 11th pitcher in Tigers history to appear in 70-or-more games.
- Converted 49 consecutive save opportunities April 3-September 28, marking the longest such streak during a single season in Tigers history -- surpassed Guillermo Hernandez who converted 32 straight save opportunities for the Tigers April 6-September 23, 1984.
- Became only the third pitcher in major league history to be perfect in all his save opportunities during a single season while posting 40-or-more saves -- Eric Gagne converted all 55 of his save chances for the Los Angeles Dodgers during the 2003 season, while Brad Lidge converted all 41 of his save opportunities for the Philadelphia Phillies in 2008.
- Earned the Hilton Smith Award from the Negro League Baseball Museum as the American League's Reliever of the Year.
- Compiled a 2-0 record, 0.84 ERA (10.2IP/1ER) and five saves in 11 outings during April.
- Registered the 200th save of his career on May 8 at Toronto -- became the 41st pitcher in major league history to record 200 saves.
- Did not allow a run in 14 straight outings May 29-June 30, tossing 13.1 scoreless innings.
- Made the 500th appearance of his career on August 27 at Minnesota.
- Compiled a 0.56 ERA (16.0IP/1ER) over his final 16 outings of the season August 25-September 28.
- Posted a 1.29 ERA (14.0IP/2ER) and 12 saves in 14 appearances during August -- led the American League with 12 saves during the month...joined Todd Jones as the second Tigers pitcher to post 10-or-more saves during a single month...his 12 saves mark the second-highest monthly total in club history, trailing 13 saves by Jones in May of 2006.
- Recorded a 0.69 ERA (13.0IP/1ER) and nine saves in 13 outings during September.
- Limited righthanded hitters to a .158 batting average (18x114)...lefties batted .230 (34x148) against him.
- Compiled a 1.34 ERA (33.2IP/5ER) in 35 games on the road...posted a 3.03 ERA (38.2IP/13ER) in 40 outings at home.
- Posted a 1.67 ERA (32.1IP/6ER) and 25 saves in 33 appearances following the all-star break...compiled a 2.70 ERA (40.0IP/12ER) and 24 saves in 42 outings prior to the all-star break.

Finished ninth in the American League with 26 saves during his first season with the Tigers in **2010** as he was selected to the league's all-star squad.

- Eighth among all American League relievers with a .184 batting average against and 5.86 hits per nine innings.
- Did not allow a run in 25 consecutive outings April 8-June 12, tossing 25.1 scoreless innings.
- Converted 24 consecutive save opportunities April 9-August 21 -- marked the third-longest single-season streak in Tigers history.
- Tabbed the Tigers Pitcher of the Month for June after compiling a 0.68 ERA (13.1IP/1ER), seven saves and 16 strikeouts in 12 appearances.
- Fanned a season-high four batters on July 30 at Boston -- equaled the high with four strikeouts on September 2 at Minnesota.
- Established a career high with three innings of relief on September 2 at Minnesota.
- Limited lefthanded batters to a .165 batting average (19x115)...righties hit .204 (22x108) against him.
- Compiled a 0.92 ERA (39.0IP/4ER) in 39 appearances prior to the all-star break...posted a 6.38 ERA (24.0IP/17ER) in 21 outings following the all-star break.

Completed his second season with the Houston Astros in **2009**, posting 25 saves in 52 appearances.

- Sidelined April 27-June 13 with a right calf strain -- assigned to Double A Corpus Christi for two outings as part of an injury rehabilitation assignment June 10-13.



- Converted 19 consecutive save opportunities July 6-September 27.
- Second among all National League relievers with nine saves during August.
- Limited righthanded batters to a .144 batting average (15x104)...lefties hit .281 (25x89) against him.
- Compiled a 0-2 record, 3.43 ERA (21.0IP/8ER) and eight saves in 22 appearances prior to the all-star break...posted a 4-0 record, 1.64 ERA (33.0IP/6ER) and 17 saves in 30 outings following the all-star break.

Led the National League with 44 saves in his first season with Houston in **2008** -- matched Billy Wagner (2003) for the Astros single-season saves record.

- Seventh among all National League relievers with a career-best 83 strikeouts.
- Registered his 100th career save on April 20 versus Colorado.
- Topped the National League with 10 saves during May.
- Converted 18 straight save opportunities July 25-September 25.
- Established an Astros record with a save in 15 consecutive appearances August 9-September 10.
- Tabbed the DHL Delivery Man of the Month for August after posting a 1-0 record, 0.64 ERA (14.0IP/1ER), 10 saves and 17 strikeouts in 14 outings -- led the National League with 10 saves during the month.
- Limited lefthanded batters to a .190 batting average (23x121) -- seventh-best among all National League pitchers...righties hit .252 (39x155) against him.
- Finished 4-2 with a 3.80 ERA (45.0IP/19ER) and 24 saves in 45 appearances prior to the all-star break...went 2-1 with a 2.67 ERA (27.0IP/8ER) and 20 saves in 29 outings following the all-star break.

Topped the National League with a career-high 47 saves for Arizona during the **2007** season as he established a Diamondbacks single-season record.

- Selected to the National League's all-star squad for the first time in his career -- did not appear in the game.
- Tied for sixth among all National League relievers with 10.91 strikeouts per nine innings, while he finished ninth with a .196 batting average.
- Tied for the National League lead with 10 saves during both April and August, while he tied for third with nine saves during May.
- Tabbed the National League Player of the Week for May 13-19 -- tossed four scoreless innings in four relief outings, posting three saves and four strikeouts.
- Acquired by Houston from Arizona in a four-player deal on December 14.

Led all National League relievers with 12.59 strikeouts per nine innings with the Diamondbacks in **2006**.

- Tied for second in the National League with nine saves during May.
- Equaled a career high with five strikeouts on June 20 at Tampa Bay.
- Optioned to Triple A Tucson by Arizona on July 3 -- saw action in 15 games with Tucson before being recalled by Arizona for the remainder of the season on August 14.
- Limited righthanded hitters to a .192 batting average (19x99)...lefties batted .323 (31x96) against him.
- Posted a 2-3 record, 8.22 ERA (30.2IP/28ER) and 14 saves in 30 outings prior to the all-star break...compiled a 1.93 ERA (18.2IP/4ER) and four saves in 14 appearances following the all-star break.

Seventh among all National League relievers with 75 strikeouts for the Diamondbacks during the **2005** season, while he finished eighth with 10.18 strikeouts per nine innings.

- Sidelined March 25-May 2 with right biceps tendinitis -- saw action in two games with Tucson during an injury rehabilitation assignment April 28-May 2.
- Established a career high with five strikeouts on July 27 at Milwaukee.
- Tied for fourth in the National League with nine saves during September.
- Finished 1-3 with a 3.90 ERA (30.0IP/13ER) and one save in 29 outings prior to the all-star break...posted a 2-1 record, 1.24 ERA (36.1IP/5ER) and 14 saves in 32 appearances following the all-star break.

Made Arizona's Opening Day roster out of Spring Training for the first time in his career in **2004**, but he was limited to 29 outings after landing on the disabled list for the remainder of the season on June 14 with right rotator cuff tendinitis.

- Appeared in 10 games with Tucson during an injury rehabilitation assignment August 5-31.
- Had a small tear in the labrum in his right shoulder repaired arthroscopically by Dr. Michael Lee on September 9.

Opened the **2003** season with Tucson before joining the Diamondbacks for his first major league action.

- Second among all National League relievers with a .137 batting average against, 4.29 hits per nine innings and 12.70 strikeouts per nine innings, while he finished eighth with a 2.15 ERA and ninth with 9.30 baserunners per nine innings.
- Recalled from Tucson by Arizona on June 1 -- made his major league debut that day at San Diego, allowing a run in an inning of relief.



2012 TIGERS

- Registered his first major league save on June 4 versus the Chicago White Sox, tossing a scoreless inning of relief.
- Earned his first major league win on June 20 versus Cincinnati.
- Shared National League Player of the Week honors for June 16-22, the first Diamondbacks player to win the award -- posted a 1-0 record, four saves and five strikeouts as he tossed five scoreless innings in five relief outings.
- Tabbed the National League Rolaids Relief Pitcher of the Month for June after compiling a 1-0 record, 1.29 ERA (14.0IP/2ER), nine saves and 18 strikeouts in 14 outings -- tied for second in the National League with nine saves during the month.

Spent the entire **2002** season with Tucson, fanning 65 batters in 47.2 innings pitched.

- Sidelined May 4-24 with a lower back strain.
- Compiled a 2.31 ERA (11.2IP/3ER) in 12 outings during August.
- Named the 16th-best prospect in the Diamondbacks organization following the season by *Baseball America*.

Limited to 39 appearances with Double A El Paso during the **2001** before landing on the disabled list for the remainder of the season on July 23 with a right elbow ligament strain.

- Earned a spot on the World Team for the Futures Game held at Seattle's SAFECO Field prior to Major League Baseball's All-Star Game.
- Tabbed the best reliever in the Texas League by *Baseball America*.
- Compiled a 0.54 ERA (16.2IP/1ER), five saves and 29 strikeouts in his first 15 outings of the season April 5-May 12.
- Named the fifth-best prospect in the Diamondbacks organization and 16th-best prospect in the Texas League following the season by *Baseball America*.

Third among all Midwest League relievers with 11.09 strikeouts per nine innings as he opened the **2000** season with Single A South Bend.

- Sidelined July 10-29 with a right shoulder strain.
- Had his contract transferred from South Bend to Rookie level Missoula for the remainder of the season on July 29.
- Named the 10th-best prospect in the Diamondbacks organization and 12th-best prospect in the Pioneer League following the season by *Baseball America*.

Second in the Arizona League with eight saves for the Arizona League Diamondbacks in **1999**.

- Tied for second in the Arizona League with 17 games finished, while he tied for third with 20 appearances.
- Led all league relievers with 14.76 strikeouts per nine innings.
- Appeared in two games with South Bend after having his contract transferred following the conclusion of the Arizona League season on August 31.
- Named the fourth-best prospect in the Arizona League following the season by *Baseball America*.

Appeared in 23 games as he spent his second season with the Dominican Summer League Diamondbacks in **1998**.

Made his professional debut with the Dominican Summer League Diamondbacks after signing with Arizona as a non-drafted free agent on January 31, **1997**.

PERSONAL/MISCELLANEOUS

Resides in Santo Domingo, DR during the off-season...has a daughter Montscrat and son Jose, Jr.

- Graduated from Escuela San Lorenzo in **1997**.
- His brother Jonathan played three seasons at the minor league level with the Los Angeles Dodgers (2002-04) and one season with the Diamondbacks (2006).
- Two of his uncles played professionally -- Jose Mercedes saw action at the major league level with the Milwaukee Brewers (1994-98), Baltimore Orioles (2000-01) and Montreal Expos (2003), while Carlos Mercedes played at the minor league level.
- Actively participates with Tigers Dreams Come True and the Detroit Tigers Autographed Memorabilia Donation Program, participated in a pre-game ceremony prior the annual Fiesta Tigres! game, participated in a Baseball Fantasy Camp for Kids, a Play Baseball Detroit School Rally and as a celebrity dancer in "Dancing with the All-Stars" to benefit Jack's Place for Autism and participated in the Tigers Winter Caravan.



JOSE R. VALVERDE'S CAREER RECORD

Year	Club	W-L	ERA	G	GS	CG	SHO	SV	IP	H	AB	R	ER	HR	HB	BB	SO	WP	BK	AVG
1997	DSL Diamondbacks	0-0	5.30	14	0	0	0	0	18.2	20	75	12	11	1	2	13	19	6	1	.267
1998	DSL Diamondbacks	1-3	1.75	23	4	0	0	7	51.1	31	183	14	10	2	2	22	56	3	0	.169
1999	AZL Diamondbacks	1-2	4.08	20	0	0	0	8	28.2	34	124	21	13	1	4	10	47	1	1	.274
	South Bend	0-0	0.00	2	0	0	0	0	2.2	2	8	0	0	0	1	2	3	1	1	.250
2000	Missoula	1-0	0.00	12	0	0	0	4	11.2	3	40	0	0	0	0	4	24	2	0	.075
	South Bend	0-5	5.40	31	0	0	0	14	31.2	31	122	20	19	1	3	25	39	8	0	.254
2001	El Paso	2-2	3.92	39	0	0	0	13	41.1	36	160	19	18	1	4	27	72	6	1	.225
2002	Tucson	2-4	5.85	49	0	0	0	5	47.2	45	180	33	31	8	5	23	65	4	2	.250
2003	Tucson	1-1	3.10	22	0	0	0	5	29.0	26	110	11	10	1	0	14	26	3	0	.236
	Arizona	2-1	2.15	54	0	0	0	10	50.1	24	175	16	12	4	2	26	71	2	0	.137
2004	Tucson#	1-1	4.22	10	1	0	0	3	10.2	9	41	5	5	0	2	5	5	1	0	.220
	Arizona	1-2	4.25	29	0	0	0	8	29.2	23	108	17	14	7	1	17	38	4	0	.213
2005	Tucson#	0-0	0.00	2	0	0	0	0	2.0	1	7	0	0	0	0	1	3	0	0	.143
	Arizona	3-4	2.44	61	0	0	0	15	66.1	51	242	19	18	5	2	20	75	3	0	.211
2006	Tucson	1-0	3.06	15	0	0	0	3	17.2	13	65	9	6	1	0	10	18	1	0	.200
	Arizona	2-3	5.84	44	0	0	0	18	49.1	50	195	32	32	6	2	22	69	2	0	.256
2007	Arizona	1-4	2.66	65	0	0	0	47	64.1	46	235	21	19	7	3	26	78	1	0	.196
2008	Houston	6-3	3.38	74	0	0	0	44	72.0	62	276	28	27	10	2	23	83	3	2	.225
2009	Corpus Christi#	0-0	0.00	2	0	0	0	0	2.0	0	6	0	0	0	0	2	2	1	0	.000
	Houston	4-2	2.33	52	0	0	0	25	54.0	40	193	15	14	5	2	21	56	1	0	.207
2010	DETROIT	2-4	3.00	60	0	0	0	26	63.0	41	223	24	21	5	3	32	63	3	0	.184
2011	DETROIT	2-4	2.24	75	0	0	0	49	72.1	52	262	21	18	5	3	34	69	3	1	.198
MINOR LEAGUE TOTALS		10-18	3.75	241	5	0	0	62	295.0	251	1121	144	123	16	23	158	379	37	6	.224
NL TOTALS		19-19	3.17	379	0	0	0	167	386.0	296	1424	148	136	44	14	155	470	16	2	.208
DETROIT TOTALS		4-8	2.59	135	0	0	0	75	135.1	93	485	45	39	10	6	66	132	6	1	.192
MAJOR LEAGUE TOTALS		23-27	3.02	514	0	0	0	242	521.1	389	1909	193	175	54	20	221	602	22	3	.204

TRANSACTIONS

- Signed by Arizona as a non-drafted free agent on January 31, 1997
- On disabled list, July 10-29, 2000 (right shoulder strain)
- On suspended list, August 15-17, 2000
- On temporarily inactive list, July 7-10, 2001 (Participating in Futures Game)
- On disabled list, July 23-September 13, 2001 (right elbow ligament strain)
- On disabled list, May 4-24, 2002 (lower back strain)
- On disabled list, June 14-November 19, 2004 (right rotator cuff tendinitis)
- On disabled list, March 25-May 2, 2005 (right biceps tendinitis)
- Acquired by Houston from Arizona, in exchange for Chris Burke, Juan Gutierrez and Chad Qualls on December 14, 2007
- On disabled list, April 27-June 13, 2009 (right calf strain)
- Signed by the Tigers as a free agent on January 26, 2010

ALL-STAR GAME RECORD

Year	League/Site	W-L	ERA	G	GS	CG	SHO	SV	IP	H	AB	R	ER	HR	HB	BB	SO	WP	BK	AVG
2007	NL/San Francisco	- did not pitch																		
2010	AL/Los Angeles	0-0	0.00	1	0	0	0	0	1.0	0	3	0	0	0	0	0	3	0	0	.000
2011	AL/Arizona	- did not pitch																		
ALL-STAR GAME TOTALS		0-0	0.00	1	0	0	0	0	1.0	0	3	0	0	0	0	0	3	0	0	.000

DIVISION SERIES RECORD

Year	Club/Opp.	W-L	ERA	G	GS	CG	SHO	SV	IP	H	AB	R	ER	HR	HB	BB	SO	WP	BK	AVG
2007	ARI vs. CHC	0-0	0.00	3	0	0	0	1	3.0	1	11	0	0	0	0	1	6	0	0	.091
2011	DET vs. NYY	0-0	6.00	3	0	0	0	2	3.0	2	10	2	2	1	0	4	3	0	0	.200
DIVISION SERIES TOTALS		0-0	3.00	6	0	0	0	3	6.0	3	21	2	2	1	0	5	9	0	0	.143

LEAGUE CHAMPIONSHIP SERIES RECORD

Year	Club/Opp.	W-L	ERA	G	GS	CG	SHO	SV	IP	H	AB	R	ER	HR	HB	BB	SO	WP	BK	AVG
2007	ARI vs. COL	0-1	5.40	1	0	0	0	0	1.2	1	6	1	1	0	0	3	2	0	0	.167
2011	DET vs. TEX	0-1	8.31	3	0	0	0	1	4.1	5	17	4	4	1	1	2	3	0	0	.294
LCS TOTALS		0-2	7.50	4	0	0	0	1	6.0	6	23	5	5	1	1	5	5	0	0	.261

MAJOR LEAGUE HITTING RECORD

	AVG	AB	R	H	2B	3B	HR	RBI	SH	SF	HBP	BB	SO
2011	—	—	—	—	—	—	—	—	—	—	—	—	—
Career	.500	2	1	1	1	0	0	0	0	0	0	0	1



2012 TIGERS

CAREER FIELDING

	G	TC	PO	A	E	DP	PCT
Pitcher	514	59	30	24	5	2	.915

CAREER HIGHS

Longest Winning Streak: 4 - July 22-September 9, 2009

Longest Losing Streak: 4 - May 2-August 17, 2011

Strikeouts: 5 (twice) - last, June 20, 2006 at Tampa Bay

Walks: 5 - July 30, 2010 at Boston

Innings (relief): 3.0 - September 2, 2010 at Minnesota



JUSTIN VERLANDER

Born: February 20, 1983

Birthplace: Manakin-Sabot, VA

Bats/Throws: R/R

Major League Service: 6.002

How Obtained: Selected by the Tigers in the first round (second overall) of the June 2004 draft

Opening Day Age: 29

Residence: Lakeland, FL

Height/Weight: 6-5/225

Signed Through: 2014

RIGHTHANDED PITCHER - 35

CAREER HIGHLIGHTS

The 2012 season will mark Verlander's seventh full season at the major league level with the Tigers...marks the third year of a five-year contract he agreed to terms on with the club on February 4, 2010.

- Selected the American League Most Valuable Player and he was unanimously named the American League Cy Young Award winner in 2011 -- became the 10th pitcher in major league history to win both the Most Valuable Player and Cy Young Awards during the same season...joined Don Newcombe (1956), Sandy Koufax (1963), Bob Gibson (1968), Denny McLain (1968), Vida Blue (1971), Rollie Fingers (1981), Guillermo Hernandez (1984), Rogers Clemens (1986) and Dennis Eckersley (1992)...joined Newcombe to become only the second player in history to win the Most Valuable Player, Cy Young and Rookie of the Year Awards...Newcombe was the National League Rookie of the Year in 1949 and he earned both the National League Most Valuable Player and Cy Young Awards in 1956.
- Tabbed the American League Rookie of the Year with the Tigers in 2006.
- Four-time American League all-star selection with the Tigers (2007, 2009-11).
- Earned American League Pitcher of the Month honors with the Tigers in May of 2009 and June of 2011.
- Selected American League Player of the Week five times during his career.
- Named the American League Rookie of the Month with the Tigers in May of 2006.
- Led all American League pitchers with 24 wins, a 2.40 ERA and 250 strikeouts during the 2011 season to become just the second Tigers pitcher to ever lead all three categories in a single season -- Hal Newhouser accomplished the feat for the Tigers in 1945...he became the the first pitcher to lead the American League in all three categories since Minnesota's Johan Santana did so in 2006.
- Topped the American League with 269 strikeouts for the Tigers in 2009 to become the first Tigers pitcher to lead the league in strikeouts since Jack Morris did so in 1983 with 232 strikeouts...his total of 269 strikeouts marks the fifth-highest single-season total in Tigers history.
- His 269 strikeouts for the Tigers in 2009 led all major league pitchers and he became the fourth Tigers pitcher to lead the majors in strikeouts, joining Hal Newhouser (1944 and 1945), Virgil Trucks (1949) and Mickey Lolich (1971).
- Selected to participate in the Futures Game held prior to Major League Baseball's All-Star Game in 2005.
- Fired the first no-hitter in Comerica Park history on June 12, 2007 versus Milwaukee...sixth no-hitter in Tigers history.
- Tossed the second no-hitter of his career on May 7, 2011 at Toronto, the seventh no-hitter in Tigers history -- joins Virgil Trucks as the only two pitchers in Tigers history with multiple no-hitters...Trucks threw two no-hitters for the Tigers during the 1952 season...according to STATS LLC, he is the 27th pitcher to record two career no-hitters in the American or National League.
- Tabbed the Tigers Opening Day starter four times in his career by Jim Leyland -- March 31, 2008 versus Kansas City, April 6, 2009 at Toronto, April 5, 2010 at Kansas City and March 31, 2011 at New York's Yankee Stadium...became the first Tigers pitcher to start four consecutive Opening Days since Jack Morris started 11 straight (1980-90).



SEASON HIGHLIGHTS

Led all American League pitchers with 24 wins, a 2.40 ERA and 250 strikeouts during the **2011** season to become just the second Tigers pitcher to ever lead all three categories in a single season -- Hal Newhouser accomplished the feat for the Tigers in 1945...he is the first pitcher to lead the league in all three categories since Minnesota's Johan Santana did so in 2006.

- Selected the American League Most Valuable Player and he was unanimously named the American League Cy Young Award winner -- became the seventh Tigers player to win the Most Valuable Player Award, joining Mickey Cochrane (1934), Hank Greenberg (1935, 1940), Charlie Gehringer (1937), Hal Newhouser (1944, 1945), Denny McLain (1968) and Guillermo Hernandez (1984)...became the third pitcher in Tigers history to win the Cy Young Award, joining McLain (1968, 1969) and Hernandez (1984)...became the 10th pitcher in major league history to win both the Most Valuable Player and Cy Young Awards during the same season...joined Don Newcombe (1956), Sandy Koufax (1963), Bob Gibson (1968), McLain (1968), Vida Blue (1971), Rollie Fingers (1981), Hernandez (1984), Rogers Clemens (1986) and Dennis Eckersley (1992)...joined Newcombe to become only the second player in history to win the Most Valuable Player, Cy Young and Rookie of the Year Awards...Newcombe was the National League Rookie of the Year in 1949 and he earned both the National League Most Valuable Player and Cy Young Awards in 1956.
- Selected to the American League's all-star squad for the fourth time during his career.
- Tabbed *The Sporting News'* Player of the Year following the season -- first pitcher to win the award since Orel Hershiser did so with the Los Angeles Dodgers in 1988...Verlander is the first Tigers player to be selected the publication's major league player of the year since Denny McLain following the 1968 season.
- Selected to the Major League Baseball Player of the Year and the American League Outstanding Pitcher as part of the Players Choice Award balloting.
- Earned the Wilbur "Bullet" Rogan Award from the Negro League Baseball Museum as the American League's Pitcher of the Year.
- Topped the American League with an .828 winning percentage, 251.0 innings pitched, a .192 batting average against, 6.24 hits per nine innings and 8.39 baserunners per nine innings, while he tied for the lead with 34 games started, finished third with 9.0 strikeouts per nine innings and 4.39 strikeouts per walk, tied for fourth with four complete games, tied for fifth with two shutouts and tied for seventh with 2.0 walks per nine innings.
- His 24 wins tied him for the 10th-highest single-season total in Tigers history -- marked the most wins by a Tigers pitcher since Mickey Lolich finished with 25 victories during the 1971 season...Verlander is the first Tigers pitcher with 20-or-more wins during a season since Bill Gullickson won 20 games for the club in 1991.
- Marked the sixth time a Tigers pitcher led the American League in ERA -- became the fifth pitcher to accomplish the feat and the first since Mark Fidrych did so with a 2.34 ERA during the 1976 season.
- Registered 250 strikeouts during the season, marking the third straight season he has fanned 200-or-more batters -- his streak of three straight seasons with 200-or-more strikeouts is the longest by a Tigers pitcher since Mickey Lolich did so in six straight seasons (1969-74)...it marked Verlander's second season for the Tigers with 250-or-more strikeouts and he joins Lolich as the only two pitchers in club history to have multiple such seasons...Lolich fanned 250-or-more batters in three seasons during his Tigers career (1969, 1971 and 1972).
- Surpassed 200.0 innings for Detroit for the fifth straight season, tossing 251.0 innings -- his streak with 200.0-or-more innings pitched is the longest by a Tigers pitcher since Jack Morris did so in seven straight seasons (1982-88).
- His .192 batting average against and 6.24 hits per nine innings were the lowest by a Tigers pitcher in club history.
- With 250 strikeouts during the season, he passed Joe Coleman (1,000), Frank Lary (1,031), John Hiller (1,036), Virgil Trucks (1,046), Wild Bill Donovan (1,079), Denny McLain (1,150), Dizzy Trout (1,199) and Hooks Daus (1,201) to move into seventh place in Tigers history with 1,215 strikeouts.
- Posted a 16-3 record when starting following a Tigers loss during the 2011 season -- according to the Elias Sports Bureau, it marks the most wins by a major league pitcher following a loss by his team since Steve Carlton posted 19 such wins for the Philadelphia Phillies during the 1972 season.
- Named to *The Sporting News'* American League all-star squad following the season.
- Tabbed the best pitcher and rated as possessing the best fastball, best curveball, third-best changeup and third-best pick-off move in the American League by *Baseball America*.
- Earned the nod as the Tigers starter on Opening Day on March 31 at New York's Yankee Stadium, marking the fourth consecutive season he has served as Detroit's Opening Day starter -- first Tigers pitcher to start four consecutive Opening Days since Jack Morris started 11 straight (1980-90)...fanned eight batters against the Yankees in a no-decision that day, marking the most strikeouts by a Tigers pitcher on Opening Day since Hideo Nomo also fanned eight batters on April 3, 2000 at Oakland.
- Recorded the 1,000th strikeout of his career on April 22 versus the Chicago White Sox, fanning A.J. Pierzynski in the seventh inning -- became the 15th pitcher in Tigers history to compile 1,000 strikeouts.
- Shared American League Player of the Week honors for May 2-8 with Minnesota's Francisco Liriano after posting a



2012 TIGERS

- 1-0 record and 1.50 ERA (15.0IP/3ER) in two starts...shared American League Player of the Week honors two more times during the season, June 13-19 with Tampa Bay's James Shields and September 12-18 with Erick Aybar of the Los Angeles Angels of Anaheim...won both of his starts June 13-19, posting a 0.50 ERA (18.0IP/1ER) and 17 strikeouts...did not allow a run in 15.0 innings of work as he won both of his starts September 12-18.
- Compiled an 18.0-inning scoreless streak over a three-start stretch May 2-13.
 - Tossed the second no-hitter of his career on May 7 at Toronto, the seventh no-hitter in Tigers history -- joins Virgil Trucks as the only two pitchers in Tigers history with multiple no-hitters...Trucks threw two no-hitters for the Tigers during the 1952 season...according to STATS LLC, he is the 27th pitcher to record two career no-hitters in the American or National League.
 - Compiled a nine-game winning streak May 7-June 30, posting a 1.54 ERA (87.2IP/15ER) over the 11-start stretch.
 - Earned the win in seven straight starts May 29-June 30, while working seven-or-more innings and allowing two-or-fewer runs -- he joined Frank Lary (September 1-29, 1956) as the only two Tigers pitchers since at least 1919 to work seven straight such outings.
 - Worked seven-or-more innings and allowed two-or-fewer runs in nine straight starts May 29-July 10 -- according to the Elias Sports Bureau, he and Hal Newhouser are the only two Tigers pitchers in franchise history to have such a streak... Newhouser compiled his nine-game streak during the 1945 season.
 - Selected the Tigers Pitcher of the Month for May after compiling a 3-0 record, 2.62 ERA (44.2IP/13ER) and 33 strikeouts in six starts.
 - Fanned 10 batters on June 9 versus Seattle, his first of four starts with a double-digit strikeout total in 2011 -- struck out 12 batters on June 14 versus Cleveland, a career-high 14 batters on June 25 versus Arizona and 10 batters on August 11 at Cleveland.
 - Garnered both American League and Tigers Pitcher of the Month honors for June -- finished 6-0 with a 0.92 ERA (49.0IP/5ER) and 54 strikeouts in six starts during the month...according to the Elias Sports Bureau, he became the first major league pitcher to post a 6-0 record and an ERA below 1.00 in a single month since Kenny Rogers did so with Texas in May of 2005...also according to the Elias Sports Bureau, since 1913, when earned runs became an official American League statistic, the only other Tigers pitcher to win six-or-more games during a calendar month in which he posted an ERA below 1.00 was Frank Lary in September of 1956...Lary finished 7-0 with a 0.86 ERA (63.0IP/6ER) in seven starts during the month...topped all American League pitchers with six wins, a 0.92 ERA and 54 strikeouts during the month.
 - Earned the win in 12 straight starts July 21-September 18, compiling a 2.28 ERA (87.0IP/22ER) -- according to the Elias Sports Bureau, his streak of 12 straight starts with a win established a Tigers record...surpassed wins in 11 straight starts by both Earl Whitehill (July 2-August 19, 1930) and Hal Newhouser (June 11-July 27, 1946)...the 12-game winning streak established a career best for Verlander and it marked the longest winning streak by a Tigers pitcher since Bobo Newsom compiled a 13-game winning streak April 25-July 13, 1940...marked the second streak in which Verlander won seven-or-more straight starts during the season and according to STATS LLC, he is the first major league pitcher to have two streaks of winning seven-or-more straight starts during a single season since Minnesota's Frank Viola did so during the 1988 season...he is the first Tigers pitcher to have two such streaks in a single season since Denny McLain did so for the club during the 1968 season.
 - Tabbed the Tigers Pitcher of the Month for July after posting a 4-2 record, 1.99 ERA (45.1IP/10ER) and 48 strikeouts in six starts -- second in the American League with 48 strikeouts during the month, while he tied for third with four wins and finished seventh with a 1.99 ERA.
 - Registered the 100th win of his career on August 11 at Cleveland -- became the 16th pitcher in Tigers history to earn 100 wins for the club.
 - Recorded his 20th win of the season on August 27 at Minnesota -- became the first major league pitcher to record 20 wins prior to the end of August since Arizona's Curt Schilling did so in 2002...prior to Verlander, Toronto's Roger Clemens was the last American League pitcher with 20 wins prior to the end of August, doing so in 1997.
 - Selected the Tigers Pitcher of the Month for August -- finished 5-0 with a 3.12 ERA (34.2IP/12ER) and 40 strikeouts in five starts during the month...tied for the lead in the American League with five wins during the month, while he finished sixth with 40 strikeouts.
 - Compiled a 17.0-inning scoreless streak over a three-start stretch September 7-18.
 - Posted a 4-0 record, 2.55 ERA (35.1IP/10ER) and 32 strikeouts in five starts during September -- tied for fourth in the American League with four wins during the month, while he finished eighth with a 2.55 ERA and tied for ninth with 32 strikeouts.
 - Limited lefthanded hitters to a .174 batting average (86x495)...righties batted .215 (88x409) against him.
 - Finished 10-3 with a 2.37 ERA (117.2IP/31ER) in 16 starts at home -- fourth in the American League with a 2.37 ERA at home...posted a 14-2 record and 2.43 ERA (133.1IP/36ER) in 18 starts on the road -- second in the league with a 2.43 ERA on the road.



- Compiled a 12-4 record and 2.15 ERA (151.0IP/36ER) in 20 starts prior to the all-star break...posted a 12-1 record and 2.79 ERA (100.0IP/31ER) in 14 starts following the all-star break.
- Fanned 11 batters in Game Three of the American League Division Series on October 3 versus the New York Yankees -- marked the third-highest strikeout total by a Tigers pitcher during a single post-season game, trailing 14 strikeouts by Joe Coleman (1972 American League Championship Series) and 12 strikeouts by "Wild Bill" Donovan (1907 World Series)...marked the fifth time a Tigers pitcher has posted 10-or-more strikeouts during a post-season game.

Selected to the American League's all-star squad for the third time in his career during the **2010** season as he tied for fourth in the league with 18 wins for the Tigers.

- Tied for third in the American League with 224.1 innings pitched, while he finished fourth with 219 strikeouts, tied for fourth with 33 games started and 8.8 strikeouts per nine innings, tied for fifth with four complete games, finished seventh with 10.71 baserunners per nine innings, eighth with 7.62 hits per nine innings, ninth with a .228 batting average against and 10th with 3.08 strikeouts per walk.
- Selected to *Baseball America's* Second-Team Major League all-star squad following the season.
- Compiled 18 wins for the Tigers to mark the fifth straight season he has posted a double-digit win total -- first Tigers pitcher to post a double-digit win total in at least five straight seasons since Frank Tanana, who also did so in five straight seasons (1985-89).
- Fanned 219 batters to mark the second consecutive season he posted 200-or-more strikeouts -- first Tigers pitcher with 200-or-more strikeouts in consecutive seasons since Jack Morris did so in 1986 and 1987.
- Tossed 224.1 innings to mark the fourth straight season he surpassed the 200.0-inning mark for the Tigers -- his streak of four straight seasons with 200.0-or-more innings pitched is the longest by a Tigers pitcher since Jack Morris did so in seven straight seasons (1982-88) and Walt Terrell did so over the final four seasons of Morris' streak (1985-88).
- Rated as possessing the best fastball and curveball in the American League by *Baseball America*.
- Earned the nod as the Tigers starter on Opening Day on April 5 at Kansas City, marking the third consecutive season he has served as Detroit's Opening Day starter -- first Tigers pitcher to start three consecutive Opening Days since Mike Moore also started three straight (1993-95).
- Tabbed the Tigers Pitcher of the Month for May after compiling a 4-2 record, 2.64 ERA (44.1IP/13ER) and 41 strikeouts in six starts -- tied for third in the American League with 41 strikeouts during the month, while he tied for fifth with four wins and finished seventh with a 2.64 ERA.
- Struck out a season-high 11 batters on June 16 versus Washington -- equaled the high with 11 strikeouts on both September 12 versus Baltimore and September 24 versus Minnesota...posted a double-digit strikeout total in two other starts, fanning 10 batters on both July 3 versus Seattle and September 29 at Cleveland.
- Tied for third in the American League with four wins during June.
- Finished 3-1 with a 2.88 ERA (34.1IP/11ER) and 37 strikeouts in five starts during July -- tied for second in the American League with 37 strikeouts during the month, while he tied for seventh with three wins and finished ninth with a 2.88 ERA.
- Compiled a season-high five-game winning streak August 22-September 24, posting a 1.96 ERA (55.0IP/12ER) and 57 strikeouts over the seven-start stretch.
- Tied for ninth in the American League with 38 strikeouts during August.
- Went the distance in back-to-back starts September 18 at Chicago's U.S. Cellular Field against the White Sox and September 24 versus Minnesota -- first Tigers pitcher with back-to-back complete games since Mark Redman did so May 21-27, 2002.
- Fanned 11 batters and did not issue a walk as he went the distance to earn the win on September 24 versus Minnesota -- marked the first time a Tigers pitcher picked up the win in a complete game effort as he did not allow a walk and fanned 10-or-more batters since Jack Morris accomplished the feat on August 13, 1983 versus the New York Yankees.
- Named the Tigers Pitcher of the Month for September after posting a 4-1 record, 2.54 ERA (46.0IP/13ER) and 51 strikeouts in six starts -- led the American League with 51 strikeouts during the month, while he tied for second with four wins and finished seventh with a 2.54 ERA.
- Compiled a 12-3 record and 2.31 ERA (113.0IP/29ER) in 16 starts at home -- seventh in the American League with a 2.31 ERA at home...his 12 wins at home established a Comerica Park single-season record...finished 6-6 with a 4.45 ERA (111.1IP/55ER) in 17 starts on the road.
- Posted an 11-5 record and 3.82 ERA (115.1IP/49ER) in 18 starts prior to the all-star break...finished 7-4 with a 2.89 ERA (109.0IP/35ER) in 15 starts following the all-star break.

Topped the American League with 269 strikeouts for the Tigers in **2009** as he was selected to the American League's all-star squad for the second time in his career -- first Tigers pitcher to lead the league in strikeouts since Jack Morris did so in 1983 with 232 strikeouts...his total of 269 strikeouts marks the fifth-highest single-season total in Tigers history.

- Led the American League with 35 games started, 240.0 innings pitched and 10.1 strikeouts per nine innings, while he



2012 TIGERS

led for the league with 19 wins, finished third with 4.27 strikeouts per walk, fifth with 10.80 baserunners per nine innings, tied for fifth with three complete games, sixth with a 3.45 ERA and 8.21 hits per nine innings, tied for sixth with a .243 batting average against and eighth with a .679 winning percentage.

- Established career highs with 19 wins, 35 games started, 240.0 innings pitched and 269 strikeouts.
- Tabbed the Tiger of the Year by Detroit's chapter of the BBWAA.
- According to the Elias Sports Bureau, his 269 strikeouts marked the most by an American League pitcher since Boston's Pedro Martinez fanned 284 batters in 2000...his 269 strikeouts led all major league pitchers and he became the fourth Tigers pitcher to lead the majors in strikeouts, joining Hal Newhouser (1944 and 1945), Virgil Trucks (1949) and Mickey Lolich (1971).
- His 19 wins marked the most by a Tigers pitcher since Bill Gullickson won 20 games for the club in 1991.
- His 240.0 innings pitched marked the most by a Tigers pitcher since Jack Morris worked 249.2 innings for the Tigers in 1990 -- became the first Tigers pitcher to lead the league in innings pitched since Morris did so with 293.2 innings pitched in 1983.
- Posted seven outings with 10-or-more strikeouts during the season -- marks the most such outings by a Tigers pitcher in a single season since Jack Morris also recorded 10-or-more strikeouts in seven games during the 1986 season.
- Fanned eight-or-more batters in 20 of his starts during the season -- the 20 outings with eight-or-more strikeouts are the most by a Tigers pitcher in a single season since at least 1954.
- Became the first Tigers pitcher to top 200 strikeouts in a season since Jeremy Bonderman fanned 202 batters in 2006.
- Rated as possessing the best fastball and curveball in the American League by *Baseball America*.
- Made his second career Opening Day start on April 6 at Toronto -- became the first Tigers pitcher to start consecutive Opening Days since Jeff Weaver did so in both 2001 and 2002.
- Started the 100th game of his career on April 17 at Seattle.
- Equaled a career high with a seven-game winning streak April 27-June 10 -- compiled a 1.10 ERA (65.1IP/8ER) and 81 strikeouts over the nine-start stretch...according to the Elias Sports Bureau, Verlander was the first Tigers pitcher to win at least seven games with an ERA of 1.10-or-lower over a nine-start stretch since Doyle Alexander did so August 20-September 27, 1987...Alexander went 8-0 with a 0.96 ERA (75.1IP/8ER) over a nine-start stretch in 1987.
- Recorded a quality start in nine straight outings April 27-June 10, the longest such streak by a Tigers pitcher since Justin Thompson also registered a quality start in nine straight games July 26-September 5, 1997.
- Compiled a 5-0 record, 0.85 ERA (42.1IP/4ER) and 60 strikeouts over a six-start stretch April 27-May 25 -- according to the Elias Sports Bureau, Randy Johnson was the only other active pitcher at the time to ever have a six-start stretch in which he won at least five times, had an ERA below 1.00 and struck out 60-or-more batters...Johnson accomplished the feat in four different seasons (1994, 1997, 1998 and 2000).
- According to the Elias Sports Bureau, he became the third pitcher in Tigers history to strike out at least 60 batters over a six-start stretch as he did so April 27-May 25 -- Denny McLain accomplished the feat twice in 1968, while Mickey Lolich did so in 1969 and 1971...Lolich holds the club record with 62 strikeouts over a six-start stretch May 23-June 25, 1969.
- Won all three of his starts April 27-May 8, fanning 31 batters as he allowed just one run in 23.0 innings pitched -- according to the Elias Sports Bureau, he became the first pitcher in Tigers history to win three straight starts while allowing only one run and fanning 30-or-more batters.
- Fanned 10-or-more batters in three straight starts May 3-14, marking the fifth time a Tigers pitcher has done so since at least 1954 -- Mickey Lolich accomplished the feat once in 1964 and twice in 1971, while Denny McLain pulled off the feat in 1968.
- He struck out 35 batters over the three-start stretch May 3-14 and, according to the Elias Sports Bureau, he joined Mickey Lolich as the only two pitchers in Tigers history with as many strikeouts over a three-start stretch -- Lolich fanned 38 batters over a three-start stretch July 27-August 4, 1971 and he struck out 36 batters over a three-start stretch May 23-June 9, 1969.
- Compiled a 19.0-inning scoreless streak over a three-start stretch May 3-14.
- Won back-to-back outings over Cleveland, May 3 at Comerica Park and May 8 at Progressive Field, posting a 0.64 ERA (14.0IP/1ER) and 20 strikeouts -- according the Elias Sports Bureau, he became the first Tigers pitcher to win back-to-back starts with at least 20 strikeouts and no more than one run allowed over the two games since Jack Morris did so in July of 1986...Morris tossed back-to-back shutouts, fanning 23 batters over the two outings.
- Fired a two-hit shutout on May 8 at Cleveland -- marked his fourth career complete game and third career shutout.
- Established a career high with 13 strikeouts on May 14 at Minnesota -- marked the most strikeouts by a Tigers pitcher since Jeremy Bonderman fanned 14 batters on August 23, 2004 versus the Chicago White Sox...equaled the career high with 13 strikeouts on July 29 at Texas...became the first Tigers pitcher with multiple games of 13-or-more strikeouts in a single season since Mickey Lolich posted three such games during the 1971 season.



- Selected both the American League League Pitcher of the Month and Tigers Pitcher of the Month for May -- compiled a 5-0 record, 1.52 ERA (41.1IP/7ER) and 56 strikeouts in six starts during the month...led the league with 56 strikeouts during May, while he tied for the lead with five wins, finished second with a 1.52 ERA and third with a .178 batting average against (26x146)...according to the Elias Sports Bureau, Verlander was the first major league pitcher to go undefeated in a month with as many as 56 strikeouts since Boston's Pedro Martinez did so in July of 2002...Martinez finished 5-0 with 59 strikeouts in 42.1 innings pitched for the Red Sox that month...Jack Morris is the only other Tigers pitcher to ever have a month with such numbers as he finished 6-0 with 56 strikeouts in 54.0 innings pitched in August of 1983...prior to Verlander, Steve Sparks was the last Tigers pitcher to earn American League Pitcher of the Month honors, doing so in August of 2000.
 - Went the distance to earn the win over the White Sox on June 10 at Chicago's U.S. Cellular Field -- fanned nine batters in the win to bring his season total to 106 through his first 13 starts of the season...according to the Elias Sports Bureau, he tied the franchise record for the fewest games to reach 100 strikeouts in a season, matching Mickey Lolich in 1969...Lolich fanned 103 batters in his first 13 outings (12 starts) of the 1969 season.
 - Selected the Tigers Pitcher of the Month for June after he finished 2-1 with a 2.91 ERA (34.0IP/11ER) in five starts -- sixth in the American League with 34 strikeouts during the month.
 - Fanned 11 batters and did not issue a walk on July 7 versus Kansas City -- became the first Tigers pitcher to strike out at least 10 batters and did not issue a walk since Jeff Robinson fanned 10 and did not issue a walk on June 20, 1988 against the New York Yankees.
 - Posted six strikeouts on July 18 against New York at Yankee Stadium to run his season total to 155 strikeouts in his first 20 starts of the season -- according to the Elias Sports Bureau, his 155 strikeouts established a Tigers record for the most strikeouts by a pitcher in his first 20 outings of the season...eclipsed the old mark of 151 strikeouts established by Mickey Lolich in 1969.
 - Tossed his third complete game of the season on July 24 versus the Chicago White Sox -- did not allow a run as he loaded the bases with no one out in the ninth inning and according to the Elias Sports Bureau, it was the first time a major league starting pitcher pitched out of a bases-loaded, no-outs situation in the ninth inning-or-later without allowing a run since Seattle's Mike Moore did so in Kansas City on September 16, 1985...marked his second complete game of the season against the White Sox and he became the first Tigers pitcher with two complete games in a season against the same team since Mark Redman went the distance twice against the Indians in 2002.
 - Did not issue a walk as he matched a career high with 13 strikeouts on July 29 at Texas -- became the first Tigers pitcher to fan at least 13 batters and not issue a walk in a game since Mickey Lolich did so on July 31, 1971 versus California...Lolich fanned 14 batters as he failed to walk a batter in 12.0 innings of work.
 - Finished 4-2 with a 2.57 ERA (42.0IP/12ER) in six starts during July to earn Tigers Pitcher of the Month honors -- led the American League with 48 strikeouts during July, while he tied for second with four wins and finished seventh with a 2.57 ERA.
 - Fanned 10 batters on August 19 versus Seattle.
 - Third in the American League with 43 strikeouts during August.
 - Recorded 11 strikeouts on September 24 at Cleveland.
 - Compiled a 3-2 record and 3.74 ERA (43.1IP/18ER) in six starts during September -- topped the American League with 49 strikeouts during the month, while he tied for eighth with three wins.
 - Limited righthanded batters to a .237 batting average (94x397) -- 10th-lowest batting average against righthanded batters in the American League...lefties hit .248 (125x505) with Verlander on the mound.
 - Compiled a 10-2 record and 2.81 ERA (115.1IP/36ER) in 16 starts at home -- third in the American League with a 2.81 ERA at home...his 10 wins equaled his own Comerica Park single-season record (also won 10 games in 2007)... finished 9-7 with a 4.04 ERA (124.2IP/56ER) in 19 starts on the road.
 - Posted a 10-4 record and 3.38 ERA (122.1IP/46ER) in 19 starts prior to the all-star break -- fanned 149 batters prior to the all-star break, marking the most by a Tigers pitcher prior to the all-star break since Mickey Lolich posted 156 strikeouts in 1972...finished 9-5 with a 3.52 ERA (117.2IP/46ER) in 16 starts following the all-star break.
- Started a career-high 33 games during his third full season with the Tigers in **2008** -- tied for fifth in the American League with the 33 games started.
- Led the American League with 17 losses, while he finished third with 14 hit batsmen, tied for third with 87 walks and tied for fifth with 108 earned runs allowed.
 - Second in the league with 106.9 pitches per game.
 - Made his first career Opening Day start on March 31 versus Kansas City -- did not figure in the decision after allowing four runs in six innings of work.
 - Suffered a loss in four straight starts April 27-May 14, establishing a career-long losing streak -- matched the career-long four-game losing streak twice during the season, July 26-August 11 and August 27-September 20.



2012 TIGERS

- His loss on May 14 at Kansas City dropped his record to begin the season to 1-7 -- according to the Elias Sports Bureau, he became the fourth pitcher to start a season with a 1-7 record (or worse) following a season in which the pitcher was at least 12 games over the .500 mark...Verlander joined Eddie Cicotte in 1918 (28-12 in 1917), Jim Kaat in 1967 (25-13 in 1966) and Luis Tiant in 1969 (21-9 in 1968).
- Went the distance on June 11 versus the Chicago White Sox -- limited the White Sox to one run on four hits.
- Compiled a season-best six-game winning streak June 11-July 20, compiling a 2.30 ERA (54.2IP/14ER) over the eight-start stretch.
- Limited opponents to two earned runs-or-fewer in eight straight starts June 11-July 20, marking the second-longest such streak by an American League pitcher in 2008 -- Oakland's Justin Duchscherer's stretch of 11 straight starts May 24-July 20 was the only such streak longer than Verlander's...Verlander's streak was the longest by a Tigers pitcher during a single season since Dave Rozema also posted eight straight starts June 2-July 16, 1977.
- Fanned a season-high 10 batters on June 22 at San Diego -- marked the fourth time during his career he has posted 10-or-more strikeouts.
- Posted a 2-1 record and 2.73 ERA (33.0IP/10ER) in five starts during June -- fifth in the American League with a .197 batting average against (24x122) during June, while he tied for eighth with 34 strikeouts.
- Dropped eight of his 10 decisions over an 11-start stretch July 26-September 20, compiling a 6.98 ERA (59.1IP/46ER).
- Tied for the lead in the American League with four wins during July, while he tied for seventh with 35 strikeouts.
- Finished 1-3 with a 7.13 ERA (24.0IP/19ER) in five starts during September -- his 7.13 ERA marked the highest ERA he has compiled in any single month during his major league career.
- Compiled a 7-9 record and 4.15 ERA (128.0IP/59ER) in 20 starts prior to the all-star break...finished 4-8 with a 6.04 ERA (73.0IP/49ER) in 13 starts following the all-star break.

Completed his second full season at the major league level with the Tigers in **2007**, leading the club's pitching staff with 18 wins, 201.2 innings pitched and 183 strikeouts.

- Led the American League with a .750 winning percentage, while he finished fifth with a .233 batting average against and 8.08 hits per nine innings, tied for sixth with 18 wins, eighth with 8.2 strikeouts per nine innings and 10th with 183 strikeouts.
- Selected to the American League's all-star squad, his first career selection.
- Won 18 games for the Tigers -- according to the Elias Sports Bureau, he became the sixth pitcher to win at least 17 games in the season after winning the Rookie of the Year award...joined Don Newcombe (1950), Herb Score (1956), Gary Peters (1964), Fernando Valenzuela (1982) and Dwight Gooden (1985) in accomplishing the feat.
- Became the first Tigers pitcher to post at least 17 wins in consecutive seasons since Jack Morris did so in 1986-87.
- Received 7.32 runs per nine innings, tops in the American League.
- Rated as possessing the best fastball and second-best curveball in the American League by *Baseball America*.
- Recorded a quality start in each of his first four starts of the season April 6-22 -- along with Jeremy Bonderman, it marked the first time a Tigers pitcher had done so since Steve Sparks posted a quality start in each of his first four starts April 3-19, 2002.
- Held the opposition to three earned runs-or-fewer in each of his first 10 starts April 6-May 26 -- longest such streak by a Tigers pitcher to begin the season since David Wells did so in 12 straight starts to open the 1993 season.
- Seventh in the American League with a .208 batting average against (22x106) during April, while he was 10th with a 2.79 ERA (29.0IP/9ER).
- Won four straight starts May 4-20, compiling a 2.57 ERA (28.0IP/8ER).
- Finished 4-1 with a 3.92 ERA (39.0IP/17ER) in six starts during May -- tied for second in the American League with four wins during the month.
- Did not allow a run in 17.0 innings over a three-start stretch June 6-17.
- Won four straight starts June 6-23, posting a 1.24 ERA (29.0IP/4ER).
- Fired the first no-hitter in Comerica Park history on June 12 versus Milwaukee, the sixth no-hitter in Tigers history -- fanned a career-best 12 batters in the outing...first no-hitter in club history since Jack Morris on April 7, 1984 against the Chicago White Sox at Comiskey Park and the first no-hitter thrown by a Tigers pitcher in Detroit since Virgil Trucks on May 15, 1952 versus Washington at Briggs Stadium.
- Earned American League Player of the Week honors for June 11-17, marking the second time he has garnered the award -- became just the second Tigers pitcher to capture the honor more than once, joining Jack Morris who earned the award three times with Detroit...won both of his starts during the week, compiling a 1.80 ERA (15.0IP/3ER) and fanning 18 batters.
- Fanned 11 batters on June 23 at Atlanta -- posted a third game with double-digit strikeouts on September 1 at Oakland, striking out 10 batters...first Tigers pitcher to post three games with double-digit strikeout totals in a season since both Jack Morris and Jeff Robinson did so three times during the 1988 season.



- Garnered Tigers Pitcher of the Month honors for June after compiling a 4-1 record and 2.65 ERA (34.0IP/10ER) in five starts -- led all American League pitchers with a .168 batting average against (20x119) during the month, while he tied for second with four wins, finished sixth with 40 strikeouts and 10th with a 2.65 ERA.
- Tied for 11th in the American League with 30 strikeouts during July -- posted a 2-1 record and 4.50 ERA (32.0IP/16ER) in five starts during the month.
- Compiled a 6-1 record and 3.07 ERA (44.0IP/15ER) over a seven-start stretch August 11-September 12.
- Tabbed the Tigers Pitcher of the Month for September after compiling a 4-1 record and 3.20 ERA (39.1IP/14ER) in six starts -- tied for second in the American League with four wins during the month, while he finished sixth with 37 strikeouts and tied for seventh with 39.1 innings pitched.
- Compiled a 10-3 record and 3.14 ERA (109.0IP/38ER) in 17 starts prior to the all-star break -- third in the American League with a .213 batting average against (86x403) before the break, while he tied for fourth with 10 wins and finished seventh with a 3.14 ERA...finished 8-3 with a 4.27 ERA (92.2IP/44ER) in 15 starts following the break -- tied for sixth in the league with eight wins following the break, while he tied for eighth with 86 strikeouts.
- Posted a 10-3 record and 3.74 ERA (106.0IP/44ER) in 17 starts at Comerica Park -- his 10 wins marked the most by a pitcher during a single season at Comerica Park...went 8-3 with a 3.57 ERA (95.2IP/38ER) in 15 starts on the road.
- Topped all American League pitchers with 17 wild pitches and 19 hit batsmen.

Registered 17 wins for the Tigers during his rookie campaign in **2006**, the most wins by a Tigers rookie pitcher since Mark Fidrych won 19 games in 1976...established a franchise record for rookie righthanded pitchers with 124 strikeouts.

- Named the American League Rookie of the Year by the BBWAA, becoming the fourth Tigers player to earn the honor and the first since Lou Whitaker in 1978...named the American League Rookie of the Year by *The Sporting News* and Major League Rookie of the Year by *Baseball America*...tabbed the American League Outstanding Rookie in the Players Choice Award balloting.
- Tabbed the Detroit Sports Broadcasters Association Tigers Rookie of the Year.
- Selected to the TOPPS Rookie All-Star squad.
- Tied for fourth in the American League with 17 wins, while he tied for seventh with a 3.63 ERA.
- Led all league rookies with 17 wins, 30 games started and 186.0 innings pitched, while he was second with 124 strikeouts.
- Second among all league pitchers with eight pick-offs.
- Rated as possessing the second-best fastball in the American League by *Baseball America*.
- Earned his first major league win on April 8 at Texas after blanking the Rangers on two hits over seven innings.
- Finished 3-2 with a 3.52 ERA (30.2IP/12ER) in five starts during April -- tied for sixth in the league with a .211 batting average against (24x114) during the month, while he tied for ninth with three wins.
- Posted a 20.0-inning scoreless streak over a three-start stretch May 17-27 -- longest such streak by a Tigers rookie pitcher since Victor Santos posted a 25.0-inning scoreless streak April 11-May 18, 2001.
- Fired a five-hit shutout on May 22 at Kansas City, becoming the first Tigers rookie to toss a shutout since Andy Van Hekken did so on September 3, 2002 versus Cleveland.
- Shared American League Player of the Week honors for May 22-28 with Tampa Bay's Carl Crawford -- won both of his starts during the week, posting a 0.56 ERA (16.0IP/1ER)...joined Tony Clark (1996) as only the second club rookie to earn the honor.
- Tabbed the American League Rookie of the Month for May after posting a 4-1 record and 1.73 ERA (36.1IP/7ER) in five starts -- tied for second in the league with four wins during the month, while he was third with a 1.73 ERA.
- Won seven straight decisions June 17-August 1, compiling a 1.93 ERA (51.1IP/11ER) over the eight-start stretch.
- Worked six-or-more innings, while limiting the opposition to one run-or-fewer, in five straight starts June 28-July 26 -- according to the Elias Sports Bureau, he was the first rookie pitcher dating back to 1973 in the American League to post such a streak...New York's Dwight Gooden was the last National League rookie pitcher to do so, accomplishing the feat in 1984.
- Led all American League pitchers with a 1.01 ERA (26.2IP/3ER) in four starts during July -- second among league pitchers with a .175 batting average against (17x97) during the month, while he tied for 10th with three wins.
- Dropped five of his final eight decisions August 11-September 24 -- posted a 5.86 ERA (50.2IP/33ER) over the nine-start stretch.
- Registered an 8-3 record and 3.31 ERA (87.0IP/32ER) in 14 starts at Comerica Park -- 10th among all league pitchers with a 3.31 ERA at home...finished 9-6 with a 3.91 ERA (99.0IP/43ER) in 16 starts on the road.
- Compiled a 10-4 record and 3.01 ERA (110.2IP/37ER) in 17 starts prior to the all-star break -- tied for fourth in the American League with 10 wins before the break, while he was fifth with a 3.01 ERA...according to the Elias Sports Bureau, he became the first Tigers rookie pitcher to reach 10 wins prior to the all-star break (dating back to the inception of the game in 1933)...finished 7-5 with a 4.54 ERA (75.1IP/38ER) in 13 starts after the all-star break.



2012 TIGERS

- Made his first post-season start in Game Two of the American League Division Series against the Yankees on October 5, becoming the first Tigers rookie pitcher to start a post-season game since Ed Summers started Game Four of the 1908 World Series against the Chicago Cubs.
- Earned the win in Game Two of the American League Championship Series on October 11 at Oakland -- according to the Elias Sports Bureau, he became the first Tigers rookie pitcher to earn the win as a starter in the post-season.

In his first professional season, he saw action with Single A Lakeland and Double A Erie in **2005**.

- Combined for a 1.29 ERA (118.2IP/17ER) in his 20 starts with Lakeland and Erie -- tops among all minor league pitchers.
- Tabbed to *Baseball America's* first-team minor league all-star squad...garnered a spot on the publication's high Single A all-star squad as well.
- Selected to the Florida State League's mid-season all-star squad.
- Named the best pitching prospect and rated as possessing the best fastball, breaking pitch and control in the Florida State League by *Baseball America*.
- Earned a spot on the U.S. Team for the Futures Game held at Comerica Park prior to Major League Baseball's All-Star Game -- tossed a scoreless inning as he started for the U.S. Team.
- Won five straight decisions over a six-start stretch April 12-May 14, posting a 1.32 ERA (41.0IP/6ER).
- Fanned a season-best 12 batters in a win versus Sarasota on April 28 -- matched the high with 12 strikeouts at Daytona on May 14.
- Selected as the Florida State League Pitcher of the Week for April 25-May 1 for his efforts on April 28 versus Sarasota.
- Had his option transferred from Lakeland to Erie on June 20 -- at the time of his promotion, he was leading the Florida State League with nine wins, a 1.67 ERA and 104 strikeouts.
- Began his stint in Double A with 24.2 scoreless innings over a six-start stretch June 21-July 28 -- allowed his first run in the fourth inning at Trenton on July 28.
- Recalled by the Tigers from Erie to start the night game of a day-night doubleheader July 4 at Cleveland -- took the loss in his major league debut after allowing four runs on seven hits in 5.1 innings.
- Optioned back to Erie following the start, only to return to start in a similar situation for Detroit on July 23 versus Minnesota -- suffered the loss in that start as well after allowing five runs on eight hits in six innings pitched.
- Returned to Erie after being optioned back by the Tigers following his start on July 23.
- Left his start after three innings on August 2 versus Altoona with tightness in his right shoulder -- shut down after an examination by Dr. Kyle Anderson in Detroit revealed minor posterior capsular inflammation in his right shoulder caused by fatigue.
- Landed on the disabled list for the remainder of the season on August 4 with the shoulder tightness.
- Named the top prospect in the Tigers organization and second-best prospect in the Florida State League following the season by *Baseball America*.
- Rated as possessing the best fastball and curveball in the Tigers organization following the season by *Baseball America*.

Did not pitch after being selected by the Tigers in the first round (second overall pick) of the June **2004** draft.

- Signed a five-year contract on October 25.
- Named the 22nd-best righthanded starting pitcher prospect in baseball following the season by *Baseball America*.
- Named the third-best prospect in the Tigers organization following the season by *Baseball America*.
- Rated as possessing the best curveball in the Tigers organization following the season by *Baseball America*.

PERSONAL/MISCELLANEOUS

Resides in Lakeland, FL during the off-season.

- Tabbed as the Colonial Athletic Association's rookie of the year as a freshman at Old Dominion University in **2002** -- finished 7-6 with a 1.90 ERA (113.2IP/24ER) and 137 strikeouts in 15 games...led the Colonial Athletic Association with a 1.90 ERA.
- Selected as a First-Team Freshman All-American by *Collegiate Baseball* and *Baseball America* in **2002**.
- Named the top prospect in the Coastal Plain League by *Baseball America* during the summer of **2002** after compiling a 1-4 record, 2.68 ERA (40.1IP/12) and 54 strikeouts in seven games for Wilson.
- An All-Colonial Athletic Association selection as a sophomore at Old Dominion University in **2003** after posting a 7-6 record and 2.40 ERA (116.1IP/31ER) in 15 games -- led the Colonial Athletic Association with 139 strikeouts.
- Was a *Collegiate Baseball* pre-season All-American selection in **2003**.
- Saw action with Team USA during the summer of **2003**, finishing 5-1 with a 1.29 ERA to help lead the club to the silver medal at the Pan American Games -- tabbed a Second-Team Summer All-American by *Baseball America*.
- Compiled a 7-6 record and 3.49 ERA (105.2IP/41ER) in 16 games as a junior at Old Dominion University in **2004** --



earned First-Team All-Colonial Athletic Association honors, as well as being selected Old Dominion University's Alumni Association Male Athlete of the Year.

- One of 10 finalists for the Roger Clemens Award as the nation's top collegiate pitcher in **2004**.
- Tied for second among all NCAA Division I pitchers in **2004** with 12.9 strikeouts per nine innings, while he finished fifth with 151 strikeouts -- established a single-season school record with 151 strikeouts.
- Pre-season All-American by *Baseball America* in **2004**...rated by the publication as possessing the best fastball among all college draft-eligible prospects.
- Set Old Dominion University's and the Colonial Athletic Association's career record with 427 strikeouts.
- The Major League Baseball Players Trust contributed \$10,000 to the Michigan Humane Society and \$10,000 to Bon Secours Richmond Healthcare Foundation in recognition of him being named the **2006** American League Outstanding Rookie in the Players Choice Award balloting.
- Selected to the Coastal Plain League's All-Decade team in **2007**.
- The Major League Baseball Players Trust contributed \$35,000 to the John D. Dingell Veterans Affairs Medical Center in Detroit and \$35,000 to Veterans Affairs Ann Arbor Healthcare System in Ann Arbor in recognition of him being named the **2011** Major League Baseball Player of the Year and American League Outstanding Pitcher in the Players Choice Award balloting...Verlander added his own contribution to bring the total donated to each hospital to \$50,000.
- Actively participates with Tigers Dreams Come True and the Detroit Tigers Autographed Memorabilia Donation Program, created Verlander's Victory for Veterans, recorded a public service announcement to support C.A.T.C.H. (Sparky Anderson's Charity for Children), sponsored several families from area pediatric hospitals to attend "Keeping Kids in the Game," served as a spokesman for the "Be a Tiger for Kids" ticket fundraising program in partnership with Cornerstone Schools Association and participated in the Tigers Winter Caravan.
- Recommended/signed by Bill Buck for the Tigers.

JUSTIN B. VERLANDER'S CAREER RECORD

Year	Club	W-L	ERA	G	GS	CG	SHO	SV	IP	H	AB	R	ER	HR	HB	BB	SO	WP	BK	AVG
2005	Lakeland	9-2	1.67	13	13	2	0	0	86.0	70	305	19	16	3	7	19	104	8	2	.230
	Erie	2-0	0.28	7	7	0	0	0	32.2	11	107	1	1	1	1	7	32	0	1	.103
	DETROIT	0-2	7.15	2	2	0	0	0	11.1	15	48	9	9	1	1	5	7	1	0	.313
2006	DETROIT	17-9	3.63	30	30	1	1	0	186.0	187	703	78	75	21	6	60	124	5	1	.266
2007	DETROIT	18-6	3.66	32	32	1	1	0	201.2	181	776	88	82	20	19	67	183	17	2	.233
2008	DETROIT	11-17	4.84	33	33	1	0	0	201.0	195	769	119	108	18	14	87	163	6	3	.254
2009	DETROIT	19-9	3.45	35	35	3	1	0	240.0	219	902	99	92	20	6	63	269	8	4	.243
2010	DETROIT	18-9	3.37	33	33	4	0	0	224.1	190	834	89	84	14	6	71	219	11	2	.228
2011	DETROIT	24-5	2.40	34	34	4	2	0	251.0	174	904	73	67	24	3	57	250	7	2	.192
MINOR LEAGUE TOTALS		11-2	1.29	20	20	2	0	0	118.2	81	412	20	17	4	8	26	136	8	3	.197
MAJOR LEAGUE TOTALS		107-57	3.54	199	199	14	5	0	1315.1	1161	4936	555	517	118	55	410	1215	55	14	.235

TRANSACTIONS

- Selected by the Tigers in the first round (second overall) of the June 2004 draft
- On disabled list, August 4-September 6, 2005 (shoulder tightness)

ALL-STAR GAME RECORD

Year	League/Site	W-L	ERA	G	GS	CG	SHO	SV	IP	H	AB	R	ER	HR	HB	BB	SO	WP	BK	AVG
2007	AL/San Francisco	0-0	9.00	1	0	0	0	0	1.0	2	5	1	1	0	0	0	0	0	0	.400
2009	AL/St. Louis - did not pitch																			
2010	AL/Los Angeles	0-0	0.00	1	0	0	0	0	1.0	2	5	0	0	0	0	0	2	0	0	.400
2011	AL/Arizona - did not pitch																			
ALL-STAR GAME TOTALS		0-0	4.50	2	0	0	0	0	2.0	4	10	1	1	0	0	0	2	0	0	.400

DIVISION SERIES RECORD

Year	Club/Opp.	W-L	ERA	G	GS	CG	SHO	SV	IP	H	AB	R	ER	HR	HB	BB	SO	WP	BK	AVG
2006	DET vs. NYY	0-0	5.06	1	1	0	0	0	5.1	7	22	3	3	1	0	4	5	0	0	.318
2011	DET vs. NYY	1-0	5.00	2	2	0	0	0	9.0	6	32	5	5	0	1	5	12	1	0	.188
DIVISION SERIES TOTALS		1-0	5.02	3	3	0	0	0	14.1	13	54	8	8	1	1	9	17	1	0	.241

LEAGUE CHAMPIONSHIP SERIES RECORD

Year	Club/Opp.	W-L	ERA	G	GS	CG	SHO	SV	IP	H	AB	R	ER	HR	HB	BB	SO	WP	BK	AVG
2006	DET vs. OAK	1-0	6.75	1	1	0	0	0	5.1	7	23	4	4	2	0	1	6	1	1	.304
2011	DET vs. TEX	1-1	5.56	2	2	0	0	0	11.1	13	47	7	7	2	0	5	13	1	0	.277
LCS TOTALS		2-1	5.94	3	3	0	0	0	16.2	20	70	11	11	4	0	6	19	2	1	.286

2012 TIGERS



2012 TIGERS

WORLD SERIES RECORD

Year	Club/Opp.	W-L	ERA	G	GS	CG	SHO	SV	IP	H	AB	R	ER	HR	HB	BB	SO	WP	BK	AVG
2006	DET vs. STL	0-2	5.73	2	2	0	0	0	11.0	12	44	10	7	2	0	5	12	2	0	.273

MAJOR LEAGUE HITTING RECORD

	AVG	AB	R	H	2B	3B	HR	RBI	SH	SF	HBP	BB	SO
2011	.000	4	0	0	0	0	0	0	0	0	0	0	3
Career	.000	20	0	0	0	0	0	0	5	0	0	0	13

CAREER FIELDING

	G	TC	PO	A	E	DP	PCT
Pitcher	199	237	68	154	15	14	.937

CAREER HIGHS

Longest Winning Streak: 12 - July 21-September 18, 2011

Longest Losing Streak: 4 (three times) - last, August 27-September 20, 2008

Strikeouts: 14 - June 25, 2011 versus Arizona

Walks: 7 - August 16, 2006 at Boston

Innings (starter): 9.0 (14 times) - last, June 19, 2011 at Colorado

Low-Hit Game (CG): 0 (twice) - last, May 7, 2011 at Toronto

10-OR-MORE STRIKEOUT GAMES (20)

June 12, 2007 vs. Milwaukee (12)
 June 22, 2008 at San Diego (10)
 May 14, 2009 at Minnesota (13)
 August 19, 2009 vs. Seattle (10)
 July 3, 2010 vs. Seattle (10)
 September 29, 2010 at Cleveland (10)
 June 25, 2011 vs. Arizona (14)

June 23, 2007 at Atlanta (11)
 May 3, 2009 vs. Cleveland (11)
 July 7, 2009 vs. Kansas City (11)
 September 24, 2009 at Cleveland (11)
 September 12, 2010 vs. Baltimore (11)
 June 9, 2011 vs. Seattle (10)
 August 11, 2011 at Cleveland (10)

September 1, 2007 at Oakland (10)
 May 8, 2009 at Cleveland (11)
 July 29, 2009 at Texas (13)
 June 16, 2010 vs. Washington (11)
 September 24, 2010 vs. Minnesota (11)
 June 14, 2011 vs. Cleveland (12)



BRAYAN VILLARREAL

Born: May 10, 1987
Birthplace: La Guaira, VZ
Bats/Throws: R/R
Major League Service: 0.056
How Obtained: Signed by the Tigers as a non-drafted free agent on October 25, 2005

Opening Day Age: 24
Residence: Valencia, VZ
Height/Weight: 6-0/170
Signed Through: 2012

RIGHTHANDED PITCHER - 60

SEASON HIGHLIGHTS

Saw his first major league action during the **2011** season after making the Tigers Opening Day roster out of Spring Training -- appeared in 16 games with Detroit during his two stints with the club.

- Made his major league debut on April 2 at New York's Yankee Stadium -- allowed one run in one inning of work.
- Earned his first major league win on April 15 at Oakland.
- Fanned a career-high four batters on April 26 versus Seattle.
- Optioned to Triple A Toledo by the Tigers on May 22.
- Suffered the loss in each of his first five decisions with Toledo June 2-25.
- Recalled by the Tigers from Toledo on June 30 -- saw action in two games with Detroit before he was optioned back to Toledo for the remainder of the season on July 2.
- Sidelined July 27-August 13 with a right rotator cuff strain.
- Did not allow a run over a four-outing stretch August 13-26, tossing 7.1 scoreless innings.
- Limited righthanded hitters to a .231 batting average (34x147) with Toledo...lefties hit .304 (31x102) against him.
- Named the 15th-best prospect in the Tigers organization following the season by *Baseball America*.
- Appeared in 26 games with Anzoategui in the Venezuelan Winter League following the season, posting a 4-2 record, and 4.61 ERA (27.1IP/14ER).

Second among all Tigers minor leaguers as he combined for 136 strikeouts between Single A Lakeland and Double A Erie during the **2010** season.

- Assigned to Lakeland to begin the season -- selected to the Florida State League's mid-season all-star squad.



- Went the distance on April 27 at Daytona -- tied for second in the Florida State League with one complete game.
- Finished 2-2 with a 2.70 ERA (23.1IP/7ER) and 32 strikeouts in four starts during April -- tied for the lead in the Florida State League with 32 strikeouts during the month.
- Compiled a five-game winning streak May 7-June 8.
- Tied for second in the Florida State League with four wins during May.
- Sidelined June 15-26 with a right rib cage muscle strain.
- Had his contract transferred from Lakeland to Erie on July 21.
- Posted a 1.83 ERA (19.2IP/4ER) in his first three starts with the SeaWolves July 22-August 1.
- Named the 18th-best prospect in the Tigers organization following the season by *Baseball America*.
- Saw action in 25 games with Anzoategui in the Venezuelan Winter League following the season, posting a 5-0 record, 2.32 ERA (31.0IP/8ER) and 24 strikeouts.

Spent the entire **2009** season with Single A West Michigan, splitting time between the starting rotation and bullpen.

- Finished 4-5 with a 3.55 ERA (78.2IP/31ER) in 16 starts...posted a 1-0 record and 0.73 ERA (24.2IP/2ER) in 10 relief appearances.
- Sidelined May 14-June 10 with a left oblique muscle strain.
- Compiled a 3-1 record, 2.12 ERA (34.0IP/8ER) and 36 strikeouts in six starts during July -- second in the Midwest League with 36 strikeouts during the month, while he finished 12th with a 2.12 ERA.
- Named the 18th-best prospect and rated as possessing the best slider in the Tigers organization following the season by *Baseball America*.
- Posted a 0-1 record and 4.50 ERA (4.0IP/2ER) in three outings with Anzoategui in the Venezuelan Winter League following the season.

Assigned to the Gulf Coast League Tigers in **2008** before he saw action late in the season with West Michigan.

- Tied for third in the Gulf Coast League with five losses...topped all league pitchers with 16 assists.
- Went the distance on August 1 versus the Gulf Coast League Indians to tie for the league lead with one complete game.
- Third in the Gulf Coast League with 26 strikeouts during August, while he finished fourth with a 0.81 ERA (22.1IP/2ER) in four outings (three starts).
- Had his contract transferred from the Gulf Coast League Tigers to West Michigan on August 28 -- started one game with West Michigan before his contract was transferred back to the Gulf Coast League Tigers on September 3.

Started one game with the Gulf Coast League Tigers during the **2007** season.

- Landed on the disabled list for the remainder of the season on August 15 following right shoulder surgery.

Made his professional debut with the Venezuelan Summer League Tigers in **2006**.

- Compiled a 0.75 ERA (12.0IP/1ER) over a six-outing stretch May 25-June 20.

Signed by the Tigers as a non-drafted free agent on October 25, **2005**.

PERSONAL/MISCELLANEOUS

Resides in Valencia, VZ during the off-season.

- Recommended/signed by Ramon Pena for the Tigers.

BRAYAN RENE VILLARREAL'S CAREER RECORD

Year	Club	W-L	ERA	G	GS	CG	SHO	SV	IP	H	AB	R	ER	HR	HB	BB	SO	WP	BK	AVG
2006	VSL Tigers	0-2	3.48	14	5	0	0	0	41.1	35	150	23	16	3	5	20	23	4	0	.233
2007	GCL Tigers	0-0	6.23	1	1	0	0	0	4.1	4	17	4	3	0	0	3	5	0	0	.235
2008	GCL Tigers	1-5	3.65	11	6	1	0	0	37.0	26	132	19	15	0	5	11	37	2	2	.197
	West Michigan	0-1	16.20	1	1	0	0	0	3.1	7	16	7	6	1	1	1	0	0	0	.438
2009	West Michigan	5-5	2.87	26	16	0	0	2	103.1	85	368	40	33	5	13	34	118	6	0	.231
2010	Lakeland	7-4	3.47	16	16	1	0	0	85.2	73	314	37	33	8	6	23	90	2	0	.232
	Erie	0-4	3.71	8	8	0	0	0	43.2	37	160	21	18	6	4	16	46	4	0	.231
2011	Toledo	3-5	5.05	17	10	0	0	0	66.0	65	249	40	37	6	11	29	40	6	0	.261
	DETROIT	1-1	6.75	16	0	0	0	0	16.0	21	65	12	12	3	0	10	14	1	0	.323
MINOR LEAGUE TOTALS		16-26	3.77	94	63	2	0	2	384.2	332	1406	191	161	29	45	137	359	24	2	.236
MAJOR LEAGUE TOTALS		1-1	6.75	16	0	0	0	0	16.0	21	65	12	12	3	0	10	14	1	0	.323

TRANSACTIONS

- Signed by the Tigers as a non-drafted free agent on October 25, 2005
- On disabled list, August 15-27, 2007 (right shoulder surgery)
- On disabled list, May 14-June 10, 2009 (left oblique muscle strain)
- On disabled list, June 15-26, 2010 (right rib cage muscle strain)
- On disabled list, July 27-August 13, 2011 (right rotator cuff strain)



2012 TIGERS

CAREER FIELDING

	G	TC	PO	A	E	DP	PCT
Pitcher	16	8	0	6	2	0	.750

CAREER HIGHS

Longest Winning Streak: 1 - April 15, 2011

Longest Losing Streak: 1 - April 30, 2011

Strikeouts: 4 - April 26, 2011 vs. Seattle

Walks: 2 (twice) - last, July 2, 2011 vs. San Francisco

Innings (relief): 2.2 - April 26, 2011 vs. Seattle



ADAM WILK

Born: December 9, 1987

Birthplace: Anaheim, CA

Bats/Throws: L/L

Major League Service: 0.040

How Obtained: Selected by the Tigers in the 11th round of the June 2009 draft

Opening Day Age: 24

Residence: Buena Park, CA

Height/Weight: 6-2/181

Signed Through: 2012

LEFTHANDED PITCHER - 57

SEASON HIGHLIGHTS

Spent the majority of the **2011** season with Triple A Toledo, starting 18 games with the Mud Hens -- appeared in five games with the Tigers as he saw his first major league action during three separate stints with the club.

- Tied for fourth in the International League with three wins during May.
- Had his contract purchased by the Tigers from Toledo on May 24.
- Fanned a career-high four batters in his major league debut on May 26 versus Boston.
- Optioned to Toledo by the Tigers on May 28 -- started one game with Toledo before he was recalled on June 5.
- Appeared in three games with Detroit during June before he was optioned to Toledo on June 22.
- Recalled for his third stint with the Tigers on July 3 -- made one appearance with Detroit before he was optioned back to Toledo for the remainder of the season on July 19.
- Compiled a four-game winning streak with Toledo July 25-August 15 -- posted a 2.20 ERA (32.2IP/8ER) and 27 strikeouts during the five-start stretch.
- Struck out a season-high nine batters with Toledo on August 10 versus Louisville.
- Sidelined August 16-31 with a left elbow sprain.
- Tied for sixth in the International League with three wins during August.
- Held lefthanded hitters to a .222 batting average (28x126) with Toledo...righties batted .280 (77x275) against him.
- Named the 22nd-best prospect and rated as possessing the best control in the Tigers organization following the season by *Baseball America*.

Selected the Tigers Minor League Pitcher of the Year after compiling an 11-5 record and 2.74 ERA (167.1IP/51ER) in 27 games started between Single A Lakeland and Double A Erie during the **2010** season...named Lakeland's Pitcher of the Year.

- Assigned to Lakeland to begin the season -- earned Florida State League post-season all-star honors as he finished fourth in the league with a 3.01 ERA.
- Led all Florida State League starters with 1.19 walks per nine innings and 10.15 baserunners per nine innings.
- Rated as possessing the best control in the Florida State League by *Baseball America*.
- Went the distance in a loss versus Daytona on June 22 -- tied for second in the Florida State League with one complete game.
- Shared Tigers Minor League Pitcher of the Month honors in June -- finished 1-1 with a 2.23 ERA (32.1IP/8ER) in five starts during the month...finished 11th in the Florida State League with a 2.23 ERA during June.
- Tabbed the Florida State League Pitcher of the Week for August 2-8 after winning both of his starts and compiling a 0.60 ERA (15.0IP/1ER).
- Had his contract transferred from Lakeland to Erie for the remainder of the season on August 24.
- Earned Tigers Minor League Pitcher of the Month honors for August -- combined to post a 4-1 record and 1.14 ERA (39.1IP/5ER) in six starts between Lakeland and Erie during the month.



- Named the 27th-best prospect and rated as possessing the best control in the Tigers organization following the season by *Baseball America*.

Made his professional debut with Single A Oneonta after being selected by the Tigers in the 11th round of the June 2009 draft.

- Fired a four-hit shutout in the first game of a doubleheader on July 12 at Tri-City to tie for third in the New York-Penn League with one shutout.
- Tabbed the New York-Penn League Pitcher of the Week for July 20-26 after he fanned eight batters over seven shutout innings to earn the win on July 23 at Tri-City.
- Tied for eighth in the New York-Penn League with a 1.57 ERA (34.1IP/6ER) in six starts during July.
- Had his contract transferred from Oneonta to Single A West Michigan for the remainder of the season on August 1.
- Finished second the Midwest League with a 1.36 ERA (33.0IP/5ER) in six starts during August.
- Won his only start during the Midwest League playoffs, fanning eight batters in 5.2 shutout innings.

PERSONAL/MISCELLANEOUS

Resides in Buena Park, CA during the off-season.

- Finished 3-0 with a 4.70 ERA (30.2IP/16ER) in 22 games (three starts) during his freshman season at Long Beach State University in 2007.
- Saw action with Newport in the New England Collegiate League during the summer of 2007, going 3-2 with a 1.12 ERA (48.1IP/6ER) in eight games.
- Posted a 1.26 ERA (14.1IP/2ER) in 15 appearances as a sophomore at Long Beach State University in 2008.
- Earned Second-Team All-Big West Conference honors as a junior at Long Beach State University in 2009 after compiling a 7-4 record and 2.78 ERA (94.0IP/29ER) in 15 outings (13 starts).
- Participated as a celebrity golfer at the Annual C.A.T.C.H. Golf Outing to benefit the late Sparky Anderson's charity for children and in the Tigers Winter Caravan.
- Recommended/signed by Phil Huttman for the Tigers.

ADAM ROBERT WILK'S CAREER RECORD

Year	Club	W-L	ERA	G	GS	CG	SHO	SV	IP	H	AB	R	ER	HR	HB	BB	SO	WP	BK	AVG
2009	Oneonta	2-0	1.45	7	7	1	1	0	37.1	23	133	7	6	0	1	5	34	0	0	.173
	West Michigan	2-1	1.49	7	7	0	0	0	36.1	30	135	7	6	2	1	2	33	1	0	.222
2010	Lakeland	9-5	3.01	24	24	1	0	0	143.2	139	556	58	48	8	4	19	100	5	0	.250
	Erie	2-0	1.14	3	3	0	0	0	23.2	10	78	3	3	1	1	5	14	0	0	.128
2011	Toledo	8-6	3.24	18	18	0	0	0	102.2	105	401	45	37	15	3	14	76	3	0	.262
	DETROIT	0-0	5.40	5	0	0	0	0	13.1	14	54	10	8	3	0	3	10	0	0	.259
MINOR LEAGUE TOTALS		23-12	2.62	59	59	2	1	0	343.2	307	1303	120	100	26	10	45	257	9	0	.236
MAJOR LEAGUE TOTALS		0-0	5.40	5	0	0	0	0	13.1	14	54	10	8	3	0	3	10	0	0	.259

TRANSACTIONS

- Selected by the Tigers in the 11th round of the June 2009 draft
- On disabled list, August 16-31, 2011 (left elbow sprain)

MAJOR LEAGUE HITTING RECORD

	AVG	AB	R	H	2B	3B	HR	RBI	SH	SF	HBP	BB	SO
2011	.000	1	0	0	0	0	0	0	0	0	0	0	1
Career	.000	1	0	0	0	0	0	0	0	0	0	0	1

CAREER FIELDING

	G	TC	PO	A	E	DP	PCT
Pitcher	5	1	1	0	0	0	1.000

CAREER HIGHS

- Longest Winning Streak:** No major league wins
- Longest Losing Streak:** No major league losses
- Strikeouts:** 4 - May 26, 2011 vs. Boston
- Walks:** 2 - July 9, 2011 at Kansas City
- Innings (relief):** 4.0 - June 17, 2011 at Colorado

2012 TIGERS



2012 TIGERS



DANNY WORTH

Born: September 30, 1985	Opening Day Age: 26
Birthplace: Northridge, CA	Residence: Valencia, CA
Bats/Throws: R/R	Height/Weight: 6-1/185
Major League Service: 1.028	Signed Through: 2012
How Obtained: Selected by the Tigers in the second round of the June 2007 draft	

INFIELDER - 29

SEASON HIGHLIGHTS

Split the **2011** season between Triple A Toledo and Detroit, seeing action in 30 games during four separate stints with the Tigers.

- Assigned to Toledo to begin the season -- sidelined April 24-May 9 with a right hamstring strain.
- Compiled an eight-game hitting streak May 12-20, batting .361 (13x36) with a double, three home runs and seven RBI.
- Recalled by the Tigers from Toledo on May 27.
- Batted .474 (9x19) with two doubles and three RBI over an 11-game stretch with the Tigers May 31-June 18.
- Established a career high with three RBI on June 6 at Texas.
- Optioned to Toledo by the Tigers on June 27.
- Recalled by the Tigers from Toledo on July 10 -- saw action in one game with Detroit before being optioned back to Toledo on July 15.
- Hit safely in 10 of his final 11 games with Toledo August 22-September 4, batting .419 (18x43) with three doubles, a home run and 10 RBI.
- Recalled by the Tigers from Toledo on August 26 -- appeared in one game with the Tigers before he was optioned back to Toledo on August 27.
- Joined the Tigers for his fourth stint with the club after being recalled from Toledo on September 6.
- Saw action in five games with La Guaira in the Venezuelan Winter League following the season, batting .389 (7x18) with a double, two home runs and seven RBI.

Assigned to Toledo to begin the **2010** season before he saw his first major league action in two separate stints with the Tigers.

- Batted .462 (12x26) over a season-high eight-game hitting streak with Toledo April 9-16 -- equaled the high with an eight-game hitting streak May 29-June 5, batting .345 (10x29).
- Had his contract purchased by the Tigers from Toledo on May 16 -- made his major league debut that afternoon versus Boston, starting at second base...recorded his first major league hit in his first at-bat, a run-scoring infield single in the second inning off John Lackey.
- Established a career high with three hits on May 19 at Oakland -- matched the high with three hits on May 23 at Dodger Stadium against Los Angeles.
- Optioned to Toledo by the Tigers on May 28 -- saw action in eight games with the Mud Hens before he was recalled by the Tigers on June 8.
- Connected for his first major league home run on July 7 versus Baltimore, a solo shot off Brad Bergesen.
- Landed on the disabled list for the remainder of the season on August 4 with a bruised left heel.
- Joined Toledo to begin an injury rehabilitation assignment on August 12 -- removed from the game after one plate appearance and his injury rehabilitation assignment was recalled on August 13.

Opened the season with Toledo before he was transferred to Double A Erie for the remainder of the season on June 15, **2009**...saw action at second base, third base and shortstop during the season.

- Collected a season-high four hits for Toledo on April 18 at Columbus.
- Batted .321 (17x53) with three doubles and 10 RBI over a 14-game stretch with Erie July 5-21.
- Drove in a season-best four runs on July 7 at Altoona.
- Hit .440 (11x25) over his final seven games of the season September 1-7.
- Fared better against lefthanded pitchers with Erie, hitting .341 (30x88)...hit .193 (38x197) with righties on the mound.

Limited to 80 games between Erie and Toledo in **2008** due to two separate stints on the disabled list.

- Belted a grand slam on April 10 for Erie versus Binghamton, driving in a season-high four runs.



- Collected a season-best five hits on April 23 at Harrisburg.
- Hit .301 (28x93) with 19 runs scored, seven doubles, a triple, two home runs and 13 RBI in 24 games during April.
- Sidelined July 8-21 with a right shoulder strain.
- Batted .412 (7x17) over a five-game stretch with Erie July 21-26 before being promoted to Toledo on July 28.
- Saw action in one game with Toledo before landing on the disabled list for the remainder of the season on July 31 with a right shoulder strain.
- Named the 27th-best prospect in the Tigers organization following the season by *Baseball America*.

Assigned to Single A Lakeland for his professional debut after being selected by the Tigers in the second round of the June 2007 draft.

- Hit .447 (17x38) over a 10-game stretch July 30-August 10, scoring seven runs and collecting four doubles, two triples, a home run and seven RBI.
- Transferred from Lakeland to Erie on August 31.
- Saw action in all four of Erie's games during the Eastern League playoffs, batting .412 (7x17) with a double and an RBI.
- Named the eighth-best prospect and best defensive infielder in the Tigers organization following the season by *Baseball America*.
- Saw action in 20 games with North Shore in the Hawaii Winter League following the season, hitting .292 (19x65) with 11 runs scored, four doubles, a triple and six RBI.

PERSONAL/MISCELLANEOUS

He and his wife Breanne reside in Valencia, CA during the off-season.

- Earned Second-Team All-West Coast Conference honors during his freshman season at Pepperdine University in 2005 -- hit .306 (76x248) with 29 runs scored, 16 doubles, two triples, a home run and 34 RBI in 63 games.
- Saw action with Danville in the Central Illinois Collegiate League during the summer of 2005, batting .259 (38x147) with two home runs and 23 RBI.
- Hit .310 (78x252) with 47 runs scored, 24 doubles, three home runs and 38 RBI to earn All-West Coast Conference honorable mention honors as a sophomore at Pepperdine University in 2006.
- Played for Alexandria in the Northwoods League during the summer of 2006 -- earned league all-star honors after batting .344 (65x189) with 13 doubles, two triples, a home run, 26 RBI and 29 stolen bases in 52 games.
- An All-West Coast Conference selection as a junior at Pepperdine University in 2007, he hit .344 (83x241) with 43 runs scored, 19 doubles, two triples, three home runs, 36 RBI and 11 stolen bases in 57 games.
- Actively participates with Tigers Dreams Come True and participated in the Tigers Winter Caravan.
- Recommended/signed by Tim McWilliam for the Tigers.

2012 TIGERS

DANIEL WESTON WORTH'S CAREER RECORD

Year	Club	AVG	G	AB	R	H	TB	2B	3B	HR	RBI	SH	SF	HB	BB	SO	SB	CS	OBP	SLG	E
2007	Lakeland	.251	51	171	22	43	62	9	2	2	21	1	1	1	18	39	6	0	.325	.363	8
	Erie	.429	5	14	4	6	10	2	1	0	4	0	1	0	1	1	1	0	.438	.714	1
2008	Erie	.254	79	295	44	75	114	18	3	5	33	4	2	3	32	59	8	0	.331	.386	18
	Toledo	.500	1	2	0	1	1	0	0	0	0	0	0	0	0	0	0	0	.500	.500	0
2009	Erie	.239	75	285	33	68	91	17	3	0	24	3	1	3	26	74	4	5	.308	.319	9
	Toledo	.212	41	151	9	32	38	4	1	0	4	0	0	0	11	40	3	1	.265	.252	2
2010	Toledo	.287	45	164	18	47	58	5	0	2	18	0	1	2	10	29	12	2	.333	.354	4
	DETROIT	.255	39	106	10	27	38	5	0	2	8	3	0	0	6	13	1	2	.295	.358	0
2011	Toledo	.256	86	309	45	79	130	19	4	8	37	8	1	3	36	86	13	2	.338	.421	13
	DETROIT	.270	30	37	6	10	12	2	0	0	3	0	0	0	2	9	0	0	.308	.324	1
MINOR LEAGUE TOTALS		.252	383	1391	175	351	504	74	14	17	141	16	7	12	134	328	47	10	.322	.362	55
MAJOR LEAGUE TOTALS		.259	69	143	16	37	50	7	0	2	11	3	0	0	8	22	1	2	.298	.350	1

TRANSACTIONS

- Selected by the Tigers in the second round of the June 2007 draft
- On disabled list, July 8-21, 2008 (right shoulder strain)
- On disabled list, July 31-September 2, 2008 (right shoulder strain)
- On disabled list, August 4-October 6, 2010 (bruised left heel)
- On disabled list, April 24-May 9, 2011 (right hamstring strain)

LEAGUE CHAMPIONSHIP SERIES RECORD

Year	Club/Opp.	AVG	G	AB	R	H	TB	2B	3B	HR	RBI	SH	SF	HB	BB	SO	SB	CS	OBP	SLG	E
2011	DET vs. TEX	.000	1	0	0	0	0	0	0	0	0	0	0	0	0	0	0	0	.000	.000	0



2012 TIGERS

CAREER FIELDING

	G	TC	PO	A	E	DP	PCT
Second Base	27	65	23	42	0	11	1.000
Third Base	16	20	5	14	1	3	.950
Shortstop	24	97	41	56	0	14	1.000

CAREER HIGHS

Hits: 3 (twice) - last, May 23, 2010 at Los Angeles Dodgers

Home Runs: 1 (twice) - last, July 25, 2010 vs. Toronto

RBI: 3 - June 6, 2011 at Texas

Stolen Bases: 1 - June 28, 2010 at Minnesota

Hitting Streak: 5 (twice) - last, May 31-June 10, 2011



DELMON YOUNG

Born: September 14, 1985

Birthplace: Montgomery, AL

Bats/Throws: R/R

Major League Service: 5.034

How Obtained: Acquired by the Tigers from Minnesota, in exchange for Cole Nelson and a player to be named (Lester Oliveros on August 16, 2011) on August 15, 2011

Opening Day Age: 26

Residence: Camarillo, CA

Height/Weight: 6-3/240

Signed Through: 2012

OUTFIELDER - 21

CAREER HIGHLIGHTS

The 2012 season will mark Young's second season with the Tigers.

- Shared American League Player of the Month honors in July of 2010 with Toronto's Jose Bautista.
- Shared American League Player of the Week honors once during his career.
- Selected to participate in the Futures Game held prior to Major League Baseball's All-Star Game in 2004 and 2005.

SEASON HIGHLIGHTS

Began the season with the Minnesota Twins before he was acquired by the Tigers in a three-player deal on August 15, 2011 -- hit .268 (127x473) with 21 doubles, a triple, 12 home runs and 64 RBI in 124 games between the two clubs.

- Sideline April 19-May 13 with a left oblique muscle strain.
- Batted .380 (27x71) over a 19-game stretch June 9-July 18.
- Sideline June 26-July 11 with a right ankle sprain -- saw action in nine games with Triple A Rochester during an injury rehabilitation assignment July 4-10.
- Hit .321 (27x84) in 22 games during June.
- Equaled a career high with two home runs on August 3 at the Los Angeles Angels of Anaheim.
- Batted .324 (35x108) with three doubles, a triple, four home runs and 20 RBI over a 26-game stretch August 15-September 12.
- Collected a season-high four RBI on August 21 versus Cleveland.
- Hit .301 (40x133) versus lefthanded pitchers...batted .256 (87x340) with righties on the mound.
- Batted .278 (74x266) with 10 home runs and 44 RBI in 69 games following the all-star break...hit .256 (53x207) with two home runs and 20 RBI in 55 games prior to the all-star break.
- Belted three home runs during the American League Division Series versus the New York Yankees -- established the Tigers record for home runs hit during the American League Division Series.
- Connected for two home runs in Game Five of the American League Championship Series on October 13 versus Texas to match the Tigers single-game post-season record for home runs -- marked the fourth time in franchise history a Tigers player has hit two home runs during a post-season game...he joined Alan Trammell (Game Four of 1984 World Series), Kirk Gibson (Game Five of 1984 World Series) and Magglio Ordonez (Game Four of 2006 American League Championship Series) in accomplishing the feat.
- Finished with five home runs during the post-season to match the most home runs hit by a Tigers player during a single post-season -- Craig Monroe also belted five home runs for the Tigers in 2006.

Established career highs with 46 doubles, 21 home runs and 112 RBI with the Twins during the 2010 season.

- Tied for second in the American League with 46 doubles, while he finished fifth with 112 RBI.
- Tied for second among all American League outfielders with 12 assists.



- Equaled a career high with four hits on May 2 at Cleveland -- matched the high with four hits on July 24 at Baltimore and July 26 at Kansas City.
- Compiled an 11-game hitting streak June 3-15, batting .410 (16x39) with two doubles, three home runs and 14 RBI.
- Hit .320 (32x100) with six doubles, three home runs and 24 RBI in 27 games during June.
- Posted a season-high 12-game hitting streak July 21-August 2, batting .481 (25x52) with six doubles, three home runs and 17 RBI.
- Shared American League Player of the Month honors with Toronto's Jose Bautista in July -- hit .434 (46x106) with 12 doubles, a triple, six home runs and 30 RBI in 26 games during the month...topped the American League with 46 hits during July, while he tied for the lead with 12 doubles, finished second with a .434 batting average and 30 RBI and third with a .736 slugging percentage.
- Hit .355 (60x169) with runners in scoring position, third best in the American League.

Spent the entire **2009** season with the Twins, seeing action in 108 games -- marked the fewest number of games he played in during a full season at the major league level.

- Equaled a career high with four hits on August 25 versus Baltimore.
- Shared American League Player of the Week honors for September 28-October 4 with Minnesota's Jason Kubel -- hit .448 (13x29) with a double, three home runs and 12 RBI in seven games during the week.
- Belted his first career grand slam on October 2 versus Kansas City -- matched a career best with five RBI.
- Connected for two home runs on October 4 versus Kansas City to equal a career high.
- Batted .266 (51x192) in 56 games prior to the all-star break...hit .300 (61x203) in 52 games following the all-star break.
- Hit .313 (31x99) with runners in scoring position.

Completed his first season with the Twins in **2008** after being acquired by the club in a six-player deal with Tampa Bay during the off-season.

- Batted .321 (27x84) with seven doubles, two home runs and 13 RBI in 22 games during June.
- Equaled a career high with four hits on July 18 versus Texas.
- Hit .330 (32x97) with six doubles, two home runs and 15 RBI in 24 games during July.
- Batted .330 (29x88) with five doubles, two home runs and 11 RBI in 24 games during September.

Finished second in the American League Rookie of the Year balloting with Tampa Bay during the **2007** season.

- Tied for the lead in the American League with 162 games played.
- Posted a 12-game hitting streak April 2-15, batting .347 (17x49) with three doubles, three home runs and 10 RBI.
- Established career bests with two home runs and five RBI on May 17 versus Texas.
- Compiled a career-high 13-game hitting streak June 15-28 -- batted .358 (19x53) with a double, two home runs and six RBI during the streak.
- Batted .489 (22x45) with six doubles and eight RBI over the course of an 11-game hitting streak July 5-19.
- Recorded an 11-game hitting streak August 24-September 3, batting .429 (21x49) with four doubles, a home run and 10 RBI.
- Hit .349 (61x175) with runners in scoring position.

Opened the **2006** season with Triple A Durham before he saw his first major league action with Tampa Bay.

- Hit safely in each of his first 11 games of the season April 6-16, batting .400 (18x45).
- Received a 50-day suspension from the International League for throwing his bat at an umpire during a game on April 26 at Pawtucket -- returned to action with Durham on June 19 versus Charlotte.
- Collected a season-high four hits for Durham on July 1 versus Norfolk -- matched the high with four hits on July 26 at Columbus...established a season high with two home runs on July 26 at Columbus.
- Tabbed the International League Player of the Week for July 24-30 -- hit .429 (12x28) with three doubles, a triple, four home runs and 10 RBI in seven games during the week.
- Recalled from Durham by Tampa Bay on August 29 -- made his major league debut that evening at Chicago's U.S. Cellular Field against the White Sox...belted a two-run home run off Freddy Garcia for his first major league hit.
- Established a career high with four hits on August 31 at Chicago's U.S. Cellular Field against the White Sox.
- Batted .396 (21x53) with five doubles, a triple, home run and five RBI during a 12-game hitting streak September 5-18.
- Named the top prospect in the Devil Rays organization and International League following the season by *Baseball America*.

Tabbed the Southern League's Most Valuable Player as he opened the **2005** season with Double A Montgomery.

- Garnered *Baseball America's* Minor League Player of the Year honors, in addition to being named to *Baseball America's* first-team minor league all-star squad...garnered a spot on the publication's Double A all-star squad as well.
- Selected to both the Southern League's mid- and post-season all-star squads -- led the league with a .582 slugging



percentage, while he finished fourth with 20 home runs.

- Named the best batting prospect, power prospect and most exciting player in the Southern League by *Baseball America*, while the publication rated him as possessing the best outfield arm in the league.
- Earned a spot on the U.S. Team for the Futures Game held at Comerica Park prior to Major League Baseball's All-Star Game.
- Compiled a 12-game hitting streak April 28-May 13, batting .440 (22x50) with two doubles, three home runs and 15 RBI...added another 12-game hitting streak with Montgomery May 18-30, batting .417 (20x48) with three doubles, a triple, five home runs and 11 RBI.
- Earned Southern League Player of the Week honors twice during the season, doing so May 2-8 and May 23-29 -- hit .579 (11x19) with three doubles, two home runs and nine RBI in five games May 2-8...batted .393 (11x28) with two doubles, four home runs and eight RBI in seven games May 23-29.
- Collected a season-high four hits on May 8 at Carolina, May 9 at Jacksonville and May 18 versus Mobile -- matched the best with four hits for Durham on September 4 at Charlotte.
- Belted a season-best two home runs on May 8 at Carolina, May 23 versus Jacksonville and June 19 at Jacksonville.
- Had his optioned transferred from Montgomery to Durham for the remainder of the season on July 15 -- hit safely in each of his first 13 games with Durham July 15-27, batting .362 (21x58) with three doubles, a triple, two home runs and eight RBI.
- Named the top prospect in the Devil Rays organization, International League and Southern League following the season by *Baseball America*.

Led the South Atlantic League with 164 hits and 115 RBI for Single A Charleston during the **2004** season, while he finished third with 275 total bases and fifth with a .320 batting average.

- Named to *Baseball America's* first-team minor league all-star squad...tabbed the publication's Low Single A Player of the Year and he garnered a spot on the publication's Low Single A all-star squad as well.
- Selected to the South Atlantic League's post-season all-star squad.
- Earned a spot on the U.S. Team for the Futures Game held at Houston's Minute Maid Park prior to Major League Baseball's All-Star Game.
- Collected a season-high five hits on May 28 at Greensboro.
- Belted a season-best two home runs on June 24 at Columbus, July 25 versus Savannah and August 2 versus Charleston-West Virginia.
- Earned South Atlantic League Player of the Week honors for both August 6-12 and August 13-19 -- hit .522 (12x23) with two doubles, two home runs and four RBI in six games August 6-12...batted .481 (13x27) with two doubles, a triple and three RBI in seven games August 13-19.
- Tabbed the TOPPS South Atlantic League Player of the Month for August after hitting .437 (45x103) with seven doubles, a triple, nine home runs and 27 RBI in 28 games.
- Named the top prospect in the Devil Rays organization and South Atlantic League following the season by *Baseball America*.

Selected by Tampa Bay in the first round (first overall) in the June 2003 draft...did not play during the regular season after signing on September 20.

- Named the second-best prospect in the Devil Rays organization following the season by *Baseball America*.
- Saw action with Mesa in the Arizona Fall League following the season, batting .417 (20x48) with five doubles, a triple, home run and seven RBI -- named the second-best prospect in the league by *Baseball America*.

PERSONAL/MISCELLANEOUS

Resides in Camarillo, CA during the off-season.

- His brother Dmitri played at the major league level with the St. Louis Cardinals (1996-97), Cincinnati Reds (1998-2001), Tigers (2002-06) and Washington Nationals (2007-08)...Dmitri was selected by St. Louis with the fourth overall pick in the June 1991 draft, making he and Delmon the first set of brothers to be taken within the first five selections of the draft...B.J. and Justin Upton are the only others who have done so.
- Selected to *Baseball America's* First-Team High School All-America team following his junior season at Camarillo High School in **2002** -- hit .542 (65x120) with seven doubles, a triple, 17 home runs and 56 RBI.
- Earned *Baseball America's* First-Team High School All-America honors after hitting .523 (34x65) with four doubles, seven home runs and 28 RBI as a senior at Camarillo High School in **2003**.
- Attended "Keeping Kids in the Game" and participated in the Tigers Winter Caravan.



DELMON DAMARCUS YOUNG'S CAREER RECORD

Year	Club	AVG	G	AB	R	H	TB	2B	3B	HR	RBI	SH	SF	HB	BB	SO	SB	CS	OBP	SLG	E
2004	Charleston	.320	131	513	95	164	275	26	5	25	115	0	6	6	53	120	21	6	.386	.536	5
2005	Montgomery	.336	84	330	59	111	192	13	4	20	71	0	8	7	25	66	25	8	.386	.582	7
	Durham	.285	52	228	33	65	102	13	3	6	28	0	0	2	4	33	7	4	.303	.447	6
2006	Durham	.316	86	342	50	108	162	22	4	8	59	0	10	3	15	65	22	4	.341	.474	2
	Tampa Bay	.317	30	126	16	40	60	9	1	3	10	0	1	3	1	24	2	2	.336	.476	1
2007	Tampa Bay	.288	162	645	65	186	263	38	0	13	93	0	7	3	26	127	10	3	.316	.408	7
2008	Minnesota	.290	152	575	80	167	233	28	4	10	69	1	5	7	35	105	14	5	.336	.405	8
2009	Minnesota	.284	108	395	50	112	168	16	2	12	60	0	5	4	12	92	2	5	.308	.425	5
2010	Minnesota	.298	153	570	77	170	281	46	1	21	112	0	9	6	28	81	5	4	.333	.493	4
2011	Rochester#	.290	9	31	5	9	18	3	0	2	5	0	0	0	1	5	0	0	.313	.581	0
	Minnesota	.266	84	305	26	81	109	16	0	4	32	0	2	0	18	55	1	0	.305	.357	5
	DETROIT	.274	40	168	28	46	77	5	1	8	32	0	3	2	5	30	0	0	.298	.458	2
MINOR LEAGUE TOTALS		.316	362	1444	242	457	749	77	16	61	278	0	24	18	98	289	75	22	.362	.519	20
DETROIT TOTALS		.274	40	168	28	46	77	5	1	8	32	0	3	2	5	30	0	0	.298	.458	2
MAJOR LEAGUE TOTALS		.288	729	2784	342	802	1191	158	9	71	408	1	32	25	125	514	34	19	.321	.428	32

TRANSACTIONS

- Selected by Tampa Bay in the first round (first overall) of the June 2003 draft
- On suspended list, April 27-June 19, 2006
- Acquired by Minnesota along with Brendan Harris and Jason Pridie from Tampa Bay, in exchange for Jason Bartlett, Matt Garza and Eduardo Morlan on November 28, 2007
- On bereavement list, May 15-22, 2009
- On disabled list, April 19-May 13, 2011 (left oblique muscle strain)
- On disabled list, June 26-July 11, 2011 (right ankle sprain)
- Acquired by the Tigers from Minnesota, in exchange for Cole Nelson and a player to be named (Lester Oliveros on August 16, 2011) on August 15, 2011

DIVISION SERIES RECORD

Year	Club/Opp.	AVG	G	AB	R	H	TB	2B	3B	HR	RBI	SH	SF	HB	BB	SO	SB	CS	OBP	SLG	E
2009	MIN vs. NYY	.083	3	12	1	1	2	1	0	0	0	0	0	1	1	5	1	0	.214	.167	0
2010	MIN vs. NYY	.333	3	12	1	4	6	0	1	0	0	0	0	0	1	1	0	0	.385	.500	0
2011	DET vs. NYY	.316	5	19	4	6	15	0	0	3	3	0	0	0	2	2	0	0	.381	.789	0
DIVISION SERIES TOTALS		.256	11	43	6	11	23	1	1	3	3	0	0	1	4	8	1	0	.333	.535	0

LEAGUE CHAMPIONSHIP SERIES RECORD

Year	Club/Opp.	AVG	G	AB	R	H	TB	2B	3B	HR	RBI	SH	SF	HB	BB	SO	SB	CS	OBP	SLG	E
2011	DET vs. TEX	.133	4	15	2	2	8	0	0	2	3	0	0	0	0	5	0	0	.133	.533	1

CAREER FIELDING

	G	TC	PO	A	E	DP	PCT
Outfield	703	1364	1278	54	32	15	.977

CAREER HIGHS

- Hits:** 4 (six times) - last, July 26, 2010 at Kansas City
- Home Runs:** 2 (three times) - last, August 3, 2011 at Los Angeles Angels of Anaheim
- RBI:** 5 (twice) - last, October 2, 2009 vs. Kansas City
- Stolen Bases:** 2 - April 29, 2008 vs. Chicago White Sox
- Hitting Streak:** 13 - June 15-28, 2007

GRAND SLAMS (1)

October 2, 2009 vs. Kansas City (Lenny DiNardo)

TWO HOME RUN GAMES (3)

May 17, 2007 vs. Texas

October 4, 2009 vs. Kansas City

August 3, 2011 at Los Angeles Angels of Anaheim

HOME RUNS AT COMERICA PARK

Following is a list of the all-time individual home run leaders during the 12 seasons at Comerica Park:

TIGERS

Brandon Inge	76
Miguel Cabrera	*71
Magglio Ordonez	*57
Carlos Guillen	*53
Marcus Thames	49

VISITORS

Jim Thome	17
David Ortiz	16
Paul Konerko	16
Jermaine Dye	16
Joe Crede	15

*Includes one home run hit as a visitor



2012 TIGERS



MATT YOUNG

**NON-ROSTER
INVITEE**

Born: October 3, 1982
Birthplace: Temple, TX
Bats/Throws: L/R
Major League Service: 0.038
How Obtained: Signed by the Tigers as a minor league free agent on November 7, 2011

Opening Day Age: 29
Residence: Murphy, TX
Height/Weight: 5-8/175
Signed Through: 2012

OUTFIELDER - 73

SEASON HIGHLIGHTS

Saw his first major league action after making the Opening Day roster of the Atlanta Braves out of Spring Training for the first time in his career in **2011**.

- Made his major league debut on April 3 at Washington, entering the game as a pinch-runner.
- Collected his first major league hit on April 7 at Milwaukee, a single in the ninth inning off John Axford.
- Optioned to Triple A Gwinnett by Atlanta on April 22.
- Compiled a nine-game hitting streak May 29-June 20 with Gwinnett, batting .395 (15x38).
- Recalled from Gwinnett by Atlanta on June 1 -- batted .276 (8x29) in 11 games with Atlanta before he was optioned back to Gwinnett for the remainder of the season on June 15.
- Hit .362 (17x47) in 12 games during June with Gwinnett.
- Had his contract designated for assignment by Atlanta on September 24 -- his contract was outrighted by Atlanta to Gwinnett on September 28.
- Saw action in 30 games with Navojoa in the Mexican Winter League following the season, batting .254 (30x118) with two doubles, a home run and eight RBI.

Tied for ninth in the International League with a .300 batting average as he spent the entire **2010** season with Gwinnett.

- Led the International League with 39 stolen bases, while he finished second with 88 runs scored and 146 hits and fifth with 33 doubles and a .380 on-base percentage...fourth-toughest batter to strike out in the league, fanning once every 10.47 plate appearances.
- Collected a season-high four hits on May 1 versus Pawtucket and May 19 versus Columbus.
- Garnered International League Player of the Week honors for June 21-27 after hitting .556 (15x27) with three doubles, a triple and three RBI in seven games...earned International League Player of the Week honors for a second time August 16-22 after batting .360 (9x25) with two doubles, a home run and four RBI in six games.
- Led the International League with a .382 batting average (39x102) in 28 games during June.
- Compiled a season-best 10-game hitting streak August 7-15, batting .293 (12x41).
- Saw action in 45 games with Navojoa in the Mexican Winter League following the season, hitting .358 (59x165) with eight doubles, a triple, five home runs and 24 RBI.

Selected to the Southern League's mid-season all-star squad with Double A Mississippi during the **2009** season.

- Led the Southern League with 94 walks, while he finished second with 81 runs scored, 10 triples and a .421 on-base percentage...fanned once every 9.68 plate appearances, the second-toughest batter in the league to strike out.
- Tabbed the best hustler in the Southern League following the season.
- Collected a season-high four hits on June 18 at Chattanooga.
- Batted .324 (33x102) with eight doubles, a triple, home run and seven RBI in 29 games during June.
- Hit .330 (30x91) with four doubles, five triples, two home runs and six RBI in 26 games during August.
- Had his contract transferred from Mississippi to Gwinnett for the remainder of the season on September 1.
- Batted .315 (76x241) with 18 doubles, four triples, eight home runs, 32 RBI and 21 stolen bases in 66 games with Navojoa in the Mexican Winter League following the season -- second in the league with 54 runs scored and 21 stolen bases, while he tied for second with 18 doubles, finished third with 30 extra-base hits and four triples, fourth with a .435 on-base percentage and eighth with a .315 batting average.

Tied for the lead in the Southern League with 11 triples during the **2008** season with Mississippi.

- Selected to the Southern League's mid-season all-star squad.
- Second in the Southern League with 135 games played, while he finished fifth with 30 stolen bases.
- Compiled a season-high 14-game hitting streak April 27-May 11, batting .422 (19x45).



- Sixth in the Southern League with a .347 batting average (35x101) in 30 games during May.
- Tabbed the Southern League Player of the Week for July 21-27 after hitting .500 (11x22) with a triple and four RBI in six games.
- Collected a season-high four hits on July 25 at Birmingham -- matched the high with four hits on July 27 versus Chattanooga and August 15 at Mobile.
- Hit .370 (40x108) with 10 doubles, a triple, three home runs and 24 RBI in 29 games with Mesa in the Arizona Fall League following the season -- tied for third in the league with 32 runs scored, while he finished fifth with 10 doubles and 10th with a .370 batting average.

Assigned to Single A Myrtle Beach to begin the **2007** season, before he saw action late in the year with Mississippi.

- Sidelined April 17-May 18 with a left thumb sprain.
- Posted a 10-game hitting streak July 5-18, batting .375 (15x40).
- Had his contract transferred from Myrtle Beach to Mississippi for the remainder of the season on July 20.

Tied for sixth in the Carolina League with a .281 batting average as he spent the majority of the **2006** season with Myrtle Beach.

- Finished fourth in the Carolina League with 71 walks and a .389 on-base percentage...fanned once every 9.44 plate appearances, the second-toughest batter in the league to strike out.
- Tabbed the Carolina League Player of the Week for May 22-28 after hitting .474 (9x19) with four doubles, a home run and 10 RBI in six games.
- Batted .377 (20x53) over the course of a season-high 12-game hitting streak July 7-20.
- Had his contract transferred from Myrtle Beach to Mississippi for the remainder of the season on August 20.

Made his professional debut with Single A Rome during the **2005** season, finishing sixth in the South Atlantic League with a .312 batting average.

- Finished fourth in the South Atlantic League with a .412 on-base percentage, while he finished fifth with 85 runs scored.
- Posted a season-high 13-game hitting streak May 14-29, batting .327 (18x55).
- Batted .356 (16x45) over the course of an 11-game hitting streak June 30-July 13 -- added a second 11-game hitting streak during the season August 10-20, batting .457 (21x46).
- Collected a season-best four hits on July 26 versus Columbus.
- Third in the South Atlantic League with a .397 batting average (31x78) in 21 games during August.

Signed by Atlanta as a non-drafted free agent on August 24, **2004**.

PERSONAL/MISCELLANEOUS

Resides in Murphy, TX during the off-season.

- Garnered All-Mountain West Conference honors as a freshman at the University of New Mexico in **2002** after batting .385 (82x213) with four doubles, three triples, a home run, 24 RBI and 17 stolen bases.
- Batted .327 (72x220) with 14 doubles, two triples, a home run, 23 RBI and 10 stolen bases during his sophomore season at the University of Mexico in **2003**.
- Earned All-Mountain West Conference honors as a junior at the University of New Mexico in **2004** after hitting .381 (88x231) with 10 doubles, 12 triples, three home runs, 50 RBI and 16 stolen bases.

ROOKIE WINNING WAYS

Zach Miner, Justin Verlander and Joel Zumaya combined to win 30 games as rookies during the 2006 season, marking the fourth-highest win total by club rookies in Tigers history. The following is a list of the top rookie win totals in club history:

Year	Wins
1901	43
1922	37
1942	31
2006	30
1913	29
1937	29



2012 TIGERS

MATTHEW E. YOUNG'S CAREER RECORD

Year	Club	AVG	G	AB	R	H	TB	2B	3B	HR	RBI	SH	SF	HB	BB	SO	SB	CS	OBP	SLG	E
2005	Rome	.312	114	423	85	132	173	15	4	6	52	7	2	7	66	65	10	11	.412	.409	2
2006	Myrtle Beach	.281	118	424	65	119	159	30	2	2	52	9	6	8	71	55	21	10	.389	.375	3
	Mississippi	.220	13	50	3	11	12	1	0	0	6	1	1	0	7	9	1	1	.310	.240	2
2007	Myrtle Beach	.280	65	243	29	68	84	7	3	1	18	1	2	4	37	36	14	7	.381	.346	2
	Mississippi	.242	33	95	6	23	29	4	1	0	15	1	2	0	10	18	0	3	.308	.305	2
2008	Mississippi	.289	135	491	74	142	189	16	11	3	50	7	2	9	68	62	30	12	.384	.385	5
2009	Mississippi	.289	130	460	81	133	187	22	10	4	33	3	2	12	94	59	42	16	.421	.407	1
	Gwinnett	.192	7	26	6	5	9	1	0	1	3	0	0	0	3	5	1	1	.276	.346	0
2010	Gwinnett	.300	134	487	88	146	198	33	5	3	35	2	2	7	57	53	39	7	.380	.407	5
2011	Gwinnett	.273	99	366	64	100	127	16	4	1	24	1	2	2	57	59	17	7	.372	.347	2
	Atlanta	.208	20	48	4	10	11	1	0	0	1	0	0	0	4	6	0	1	.269	.229	0
MINOR LEAGUE TOTALS		.287	848	3065	501	879	1167	145	40	21	288	32	21	49	470	421	175	75	.388	.381	24
MAJOR LEAGUE TOTALS		.208	20	48	4	10	11	1	0	0	1	0	0	0	4	6	0	1	.269	.229	0

TRANSACTIONS

- Signed by Atlanta as a non-drafted free agent on August 24, 2004
- On disabled list, April 17-May 18, 2007 (left thumb sprain)
- Signed by the Tigers as a minor league free agent on November 7, 2011

CAREER FIELDING

	G	TC	PO	A	E	DP	PCT
Outfield	14	18	18	0	0	0	1.000

CAREER HIGHS

- Hits:** 2 (twice) - last, June 11, 2011 at Houston
- Home Runs:** No major league home runs
- RBI:** 1 - June 10, 2011 at Houston
- Stolen Bases:** No major league home runs
- Hitting Streak:** 4 - June 8-11, 2011

CLOSING TIME

Jose Valverde established the Tigers single-season saves record with 49 saves for the club during the 2011 season. Todd Jones is the only pitcher in club history to register 30-or-more saves in a single season five different times and he holds five of the top single-season saves totals in Tigers history. The following is the list of the top 10 single-season saves totals in club history:

Rank	Pitcher	Year	Saves
1	Jose Valverde	2011	49
2	Todd Jones	2000	42
3	John Hiller	1973	38
	Todd Jones	2007	38
5	Todd Jones	2006	37
	Fernando Rodney	2009	37
7	Guillermo Hernandez	1984	32
8	Guillermo Hernandez	1985	31
	Todd Jones	1997	31
10	Todd Jones	1999	30



FIRST-YEAR PLAYER DRAFT (16)

PLAYER	YEAR DRAFTED	ROUND
Alex Avila	2008	Fifth
Duane Below	2006	19th
Brennan Boesch	2006	Third
Casey Crosby	2007	Fifth
Andy Dirks	2008	Eighth
Matt Hoffman	2007	26th
Brandon Inge	1998	Second
Andy Oliver	2009	Second
Rick Porcello	2007	First (27th overall)
Ryan Raburn	2001	Fifth
Tyler Stohr	2008	Sixth
Clete Thomas	2005	Sixth
Jacob Turner	2009	First (ninth overall)
Justin Verlander	2004	First (second overall)
Adam Wilk	2009	11th
Danny Worth	2007	Second

SIGNED AS A MAJOR LEAGUE FREE AGENT (7)

PLAYER	PREVIOUS ORGANIZATION	DATE SIGNED
Albuquerque	Colorado	November 19, 2010
Joaquin Benoit	Tampa Bay	November 19, 2010
Octavio Dotel	St. Louis	December 9, 2011
Prince Fielder	Milwaukee	January 27, 2012
Gerald Laird	St. Louis	November 18, 2011
Victor Martinez	Boston	November 29, 2010
Jose Valverde	Houston	January 26, 2010

SIGNED AS A MINOR LEAGUE FREE AGENT (2)

PLAYER	PREVIOUS ORGANIZATION	DATE SIGNED
Don Kelly	Arizona	January 14, 2009
Ramon Santiago	Seattle	December 12, 2005

SIGNED AS A NON-DRAFTED FREE AGENT (5)

PLAYER	COUNTRY	DATE SIGNED
Avisail Garcia	Venezuela	July 6, 2007
Luis Marte	Dominican Republic	November 16, 2005
Jose Ortega	Venezuela	July 3, 2006
Hernan Perez	Venezuela	July 2, 2007
Brayan Villarreal	Venezuela	October 25, 2005

ACQUIRED BY TRADE (10)

PLAYER	ACQUIRED FROM	DATE ACQUIRED	ACQUIRED FOR
Collin Balester	Washington	December 9, 2011	Ryan Perry
Miguel Cabrera	Florida	December 5, 2007	Burke Badenhop, Eulogio De La Cruz, Cameron Maybin, Andrew Miller, Mike Rabelo, Dallas Trahern
Phil Coke	New York (AL)	December 9, 2009	Curtis Granderson
Doug Fister	Seattle	July 30, 2011	Charlie Furbush, Francisco Martinez, Chance Ruffin, Casper Wells
Austin Jackson	New York (AL)	December 9, 2009	Curtis Granderson
David Pauley	Seattle	July 30, 2011	Charlie Furbush, Francisco Martinez, Chance Ruffin, Casper Wells
Jhonny Peralta	Cleveland	July 28, 2010	Giovanni Soto
Max Scherzer	Arizona	December 9, 2009	Edwin Jackson, Ian Kennedy
Daniel Schlereth	Arizona	December 9, 2009	Edwin Jackson, Ian Kennedy
Delmon Young	Minnesota	August 15, 2011	Cole Nelson, Lester Oliveros

2012 TIGERS



Dan Plesac

Harold Reynolds

Matt Vasgersian



Peter Gammons

Jim Kaat

Bob Costas

Chris Rose

Kevin Millar



Brian Kenny

Mitch Williams

Al Leiter

ALL THE ANALYSIS

ALL THE HIGHLIGHTS

ALL THE GAMES

ALL THE INSIGHTS

ALL OF BASEBALL®


Baseball's best team is ready to suit up again for the 2012 season. MLB Network has live games, MLB Tonight, Intentional Talk™ and Quick Pitch™ all season long. MLB Network means more games, more highlights and more of everything you love about baseball.



To find MLB Network in your area, log on to mlbnetwork.com

OUR NATIONAL PASTIME
ALL THE TIME®

2011 REVIEW



2011 TIGERS HIGHS AND LOWS



GENERAL (Nine inning games unless otherwise noted)

Longest winning streak - overall	12 (9/2-14)
Longest winning streak - home	6 (9/2-11)
Longest winning streak - road	6 (9/5-14)
Most consecutive losses - overall	7 (4/26-5/2)
Most consecutive losses - home	4 (4/26-5/2)
Most consecutive losses - road	4 twice (last, 5/18-21)
Longest game, time (nine inn.)	3:52 (5/11 @MIN)
Longest game, time (extra inn.)	4:43 (8/9 @CLE, 14 inn.)
Longest game, innings	14 (8/9 @CLE)
Shortest game, time	2:17 (6/9 vs. SEA)
Best homestand, percentage	1.000 (3-0, 9/9-11)
Worst homestand, percentage	.400 (2-3, 7/15-20)
Best road trip, percentage	1.000 (3-0, 9/5-7)
Worst road trip, percentage	.000 (0-3, 4/29-5/1)
Most runners left on base, game	12 five times (last, 8/12 @BAL)
Most errors, game	4 three times (last, 5/24 vs. TB)
Most DP turned, game	3 seven times (last, 9/25 vs. BAL)
Most DP turned, opponent	5 twice (last, 9/11 vs. MIN)
Largest margin of victory	16 (9/4 vs. CWS)
Largest margin of defeat	13 (5/26 vs. BOS)
Biggest comeback to win	7 (9/3 vs. CWS)
Biggest lead lost in a loss	4 (6/24 vs. ARI)
Highest attendance, home	44,846 (9/24 vs. BAL)
Highest attendance, road	49,015 (6/19 @COL)

TEAM BATTING

Most runs, game	18 (9/4 vs. CWS)
Most runs, game - both clubs	25 (6/29 vs. NYM)
Most runs, inning	8 (9/26 vs. CLE, 8th)
Most hits, game	24 (9/4 vs. CWS)
Most hits, inning	9 (9/26 vs. CLE, 8th)
Most consecutive hits, inning	7 (9/26 vs. CLE, 8th)
Fewest hits, nine-inning game	2 twice (last, 7/5 @LAA)
Most extra-base hits, game	10 (6/6 @TEX)
Most singles, game	17 (9/4 vs. CWS)
Most doubles, game	6 twice (last, 9/27 vs. CLE)
Most triples, game	2 five times (last, 9/16 @OAK)
Most home runs, game	5 (6/29 vs. NYM)
Most home runs, inning	3 (6/6 @TEX, 3rd)
Most home runs - both clubs	7 twice (last, 9/3 vs. CWS)
Most consecutive games, home run	10 (8/12-22)
Most consec. games, no home run	5 twice (last, 8/6-11)
Most walks, game	11 (4/14 @OAK)
Most strikeouts, game	14 (9/14 @CWS, 10 inn.)
Fewest strikeouts, game	1 (7/30 vs. LAA)
Most stolen bases, game	3 (6/14 vs. CLE)
Most caught stealing, game	1 20 times (last, 9/27 vs. CLE)

TEAM PITCHING

Fewest runs, game	0 14 times (last, 9/26 vs. CLE*)
Most runs, game	16 (6/29 vs. NYM)
Most runs, inning	7 (6/28 vs. NYM, 4th)
Fewest hits, game	0 (5/7 @TOR*)
Most hits, game	20 (6/29 vs. NYM)
Most hits, inning	6 three times (last, 9/1 vs. KC, 5th)
Fewest walks, game	0 13 times (last, 9/26 vs. CLE*)
Most walks, game	11 (4/19 @SEA)
Most strikeouts, game	17 (4/30 @CLE, 13 inn.)
Most home runs, game	4 (4/3 @NYY)
Most hit by pitch, game	3 twice (last, 7/30 vs. LAA)
Most wild pitches, game	3 three times (last, 7/3 vs. SF)
Longest scoreless streak	21.0 (4/22-26)

INDIVIDUAL BATTING

Most at-bats, game	6 15 times (last, Rhymes, 9/26 vs. CLE)
Most runs, game	4 (Boesch, 4/3 @NYY)
Most hits, game	5 (Boesch, 6/6 @TEX)
Most consecutive hits	6 twice (last, Peralta, 7/21-22)
Most doubles, game	2 18 times (last, Martinez, 9/27 vs. CLE)
Most triples, game	2 three times (last, Jackson, 9/3 vs. CWS)
Most home runs, game	2 five times (last, Cabrera, 6/29 vs. NYM)
Most total bases, game	12 (Boesch, 6/6 @TEX)
Most RBI, game	5 twice (last, Boesch, 6/6 @TEX)
Most walks, game	4 (Jackson, 7/6 @LAA)
Most strikeouts, game	4 (Jackson, 6/26 vs. ARI)
Most stolen bases, game	1 49 times (last, Jackson, 9/23 vs. BAL)
Most hit by pitch, game	1 39 times (last, Martinez, 9/27 vs. CLE)
Longest batting streak	18 (Ordonez, 8/15-9/27)

INDIVIDUAL PITCHING

Longest winning streak	12 (Verlander, 7/21-9/18)
Longest losing streak	6 (Coke, 4/19-6/29)
Most innings pitched, starter	9.0 four times (last, Verlander, 6/19 @COL)
Most innings pitched, reliever	5.0 (Furbush, 5/27 vs. BOS)
Fewest innings pitched, starter	2.0 three times (last, Fister, 8/9 @CLE, 14 inn.)
Fewest hits, complete game	0 (Verlander, 5/7 @TOR*)
Fewest runs, complete game	0 (Verlander, 6/14 vs. CLE*)
Most runs, game	9 three times (last, Furbush, 7/9 @KC)
Most walks, game	7 (Coke, 6/18 @COL)
Most strikeouts, game (starter)	14 (Verlander, 6/25 vs. ARI)
Most strikeouts, game (relief)	6 twice (last, Furbush, 5/27 vs. BOS)
Most home runs, game	4 (Schlerer, 4/3 @NYY)
Most hit by pitch, game	3 (Porcello, 7/3 vs. SF)
Most wild pitches, game	3 (Porcello, 7/3 vs. SF)
Most consec. scoreless innings	22.0 (Benoit, 8/3-9/27)

*Ties club record; #Sets club record

2011 REVIEW

2011 TIGERS STARTERS AND RELIEVERS

	W-L	ERA	IP	H	R	ER	BB-I	SO
Starters	72-47	4.10	991.0	999	499	451	274-4	717
Relievers	23-20	3.93	449.0	407	212	196	218-30	398

2011 TIGERS BULLPEN BREAKDOWNS

	First Batter Retired/Faced	Pct.	RI/Scored	Pct.	Saves/Opps.	Pct.
Albuquerque	27/41	.659	31/3	.097	0/0	—
Below	8/12	.667	6/1	.167	0/0	—
Benoit	56/66	.848	29/9	.310	2/7	.286
Coke	19/34	.559	17/7	.412	1/2	.500
Fister	0/1	.000	0/0	—	0/0	—
Furbush	10/15	.667	12/3	.250	0/0	—
Gonzalez	6/8	.750	5/3	.600	0/1	.000
Kelly	1/1	1.000	1/0	.000	0/0	—
Marte	2/4	.500	2/2	1.000	0/0	—
Oliveros	8/9	.889	4/0	.000	0/0	—
Pauley	6/14	.429	7/4	.571	0/1	.000
Perry	21/36	.583	28/8	.286	0/1	.000
Purcey	12/19	.632	5/4	.800	0/0	—
Ruffin	1/2	.500	3/2	.667	0/0	—
Schlerer	35/49	.714	29/9	.310	0/1	.000
Thomas	7/12	.583	12/10	.833	0/0	—
Valverde	50/75	.667	6/0	.000	49/49	1.000
Villarreal	10/15	.667	14/7	.500	0/0	—
Weinhardt	1/2	.500	1/0	.000	0/0	—
Wilk	4/5	.800	1/0	.000	0/0	—
TEAM TOTALS	284/420	.676	213/72	.338	52/62	.839



2011 TIGERS DAY-BY-DAY RESULTS

Date	GM	Opp	W/L	Score	Rec.	Pos.	+/-	Winner	Loser	Atten.	Home Atten.
3/31	1	@NYY	L	6-3	0-1	T4	-0.5	Chamberlain	Coke	48,226	
4/1		OFF DAY				T3	-1.0				
4/2	2	@NYY	L	10-6	0-2	T3	-2.0	Burnett	Penny	41,462	
4/3	3	@NYY	W	10-7	1-2	T3	-1.5	Scherzer	Hughes	40,574	
4/4	4	@BAL	L	5-1	1-3	T4	-2.0	Arrieta	Porcello	46,593	
4/5		OFF DAY				5	-2.5				
4/6	5	@BAL	W	7-3	2-3	T4	-1.5	Verlander	Bergesen	12,451	
4/7	6	@BAL	L	9-5	2-4	T4	-2.0	Johnson	Thomas	11,648	
4/8	7	KC	W	5-2	3-4	T4	-2.0	Scherzer	Davies	*44,799	44,799
4/9	8	KC	L	3-1	3-5	T4	-3.0	Chen	Coke	33,810	78,609
4/10	9	KC	L	9-5	3-6	T4	-4.0	Hochevar	Porcello	28,984	107,593
4/11	10	TEX	L	2-0	3-7	5	-5.0	Ogando	VERLANDER	18,724	126,317
4/12	11	TEX	W	5-4	4-7	5	-4.0	Valverde	O'Day	20,609	146,926
4/13	12	TEX	W	3-2	5-7	4	-3.0	Valverde	Oliver	20,526	167,452
4/14	13	@OAK	W	3-0	6-7	4	-2.5	Coke	Ross	11,129	
4/15	14	@OAK	W	8-4 (10)	7-7	4	-2.5	Villarreal	Fuentes	21,853	
4/16	15	@OAK	L	6-2	7-8	4	-3.5	Braden	Verlander	16,265	
4/17	16	@OAK	L	5-1	7-9	4	-4.5	Cahill	Penny	16,460	
4/18	17	@SEA	W	8-3	8-9	3	-4.5	Scherzer	Lueke	12,274	
4/19	18	@SEA	L	13-3	8-10	3	-4.5	Fister	Coke	12,411	
4/20	19	@SEA	W	3-2	9-10	3	-4.5	Porcello	Bedard	13,339	
4/21		OFF DAY				3	-4.0				
4/22	20	CWS	W	9-3	10-10	3	-3.5	Verlander	Buehrle	23,537	190,989
4/23	21	CWS	W	9-0	11-10	3	-2.5	Penny	Jackson	35,227	226,216
4/24	22	CWS	W	3-0	12-10	T2	-1.5	Scherzer	Danks	17,784	244,000
4/25		OFF DAY				T2	-1.5				
4/26	23	SEA	L	7-3	12-11	T2	-2.5	Hernandez	Coke	18,027	262,027
4/27	24	SEA	L	10-1	12-12	T2	-3.5	Bedard	Verlander	18,153	280,180
4/28	25	SEA	L	7-2	12-13	T2	-4.5	Pineda	Penny	21,176	301,356
4/29	26	@CLE	L	9-5	12-14	3	-5.5	C. Perez	Benoit	15,568	
4/30	27	@CLE	L	3-2 (13)	12-15	3	-6.5	Sipp	Villarreal	26,433	

MARCH/APRIL TOTALS: 12-15, .249 AVG, 4.69 ERA

5/1	28	@CLE	L	5-4	12-16	3	-7.5	Durbin	Benoit	14,164	
5/2	29	NYY	L	5-3	12-17	3	-8.0	Chamberlain	Valverde	22,852	324,208
5/3	30	NYY	W	4-2	13-17	3	-8.0	Penny	Sabathia	23,551	347,759
5/4	31	NYY	W	4-0	14-17	3	-7.0	Scherzer	Garcia	22,569	370,328
5/5	32	NYY	W	6-3	15-17	3	-7.0	Porcello	Burnett	30,572	400,900
5/6	33	@TOR	L	7-4	15-18	3	-7.0	Litsch	Coke	19,711	
5/7	34	@TOR	W	9-0	16-18	3	-7.0	VERLANDER	Romero	23,453	
5/8	35	@TOR	W	5-2	17-18	3	-6.0	Penny	Reyes	17,392	
5/9	36	@TOR	W	10-5	18-18	3	-5.5	Scherzer	Morrow	11,785	
5/10	37	@MIN	W	10-2	19-18	T2	-5.5	Porcello	Liriano	38,949	
5/11	38	@MIN	W	9-7	20-18	3	-4.5	Benoit	Capps	38,938	
5/12		OFF DAY				3	-4.0				
5/13	39	KC	W	3-1	21-18	2	-4.0	Verlander	Hochevar	33,641	434,541
5/14	40	KC	W	3-0	22-18	2	-3.5	Penny	FRANCIS	37,647	472,188
5/15		KC	ppd., rain			2	-3.5				
5/16	41	TOR	L	4-2	22-19	2	-4.5	Drabek	Benoit	20,444	492,632
5/17		TOR	ppd., rain			2	-5.0				
5/18	42	@BOS	L	1-0	22-20	2	-5.0	Bard	Schlereth	37,311	
5/19	43	@BOS	L	4-3	22-21	2	-5.0	Papelbon	Alburquerque	37,660	
5/20	44	@PIT	L	10-1	22-22	T2	-6.0	Karstens	Penny	24,396	
5/21	45	@PIT	L	6-2	22-23	T2	-7.0	Correia	Scherzer	37,958	
5/22	46	@PIT	W	2-0	23-23	2	-7.0	Porcello	Maholm	25,124	
5/23	47	TB	W	6-3	24-23	2	-7.0	Furbush	Hellickson	21,550	514,182
5/24	48	TB	W	7-6	25-23	2	-6.0	Alburquerque	Ramos	24,133	538,315
5/25		TB	ppd., rain			2	-5.5				
5/26	49	BOS	L	14-1 (8)	25-24	2	-6.0	Aceves	Scherzer	24,213	562,528
5/27	50	BOS	L	6-3	25-25	2	-6.0	Wakefield	Porcello	34,046	596,574
5/28		BOS	ppd., rain			2	-6.5				
5/29	51	BOS	L	4-3	25-26	2	-6.5	Albers	Valverde	36,285	632,859
5/30	52	BOS	W	3-0	26-26	2	-6.0	Verlander	Beckett	39,873	672,732
5/30	53	MIN	W	6-5	27-26	2	-5.0	Alburquerque	Burnett	30,198	702,930
5/31	54	MIN	W	8-7	28-26	2	-5.0	Alburquerque	Dumatrait	22,649	725,579

MAY TOTALS: 16-11, .255 AVG, 3.96 ERA

6/1	55	MIN	W	4-2	29-26	2	-5.0	Porcello	Baker	24,363	749,942
6/2		OFF DAY				2	-4.5				
6/3	56	@CWS	L	6-4	29-27	2	-4.5	Buehrle	Oliver	23,095	
6/4	57	@CWS	W	4-2	30-27	2	-3.5	Verlander	Crain	31,037	
6/5	58	@CWS	W	7-3	31-27	2	-2.5	Penny	Peavy	25,149	
6/6	59	@TEX	W	13-7	32-27	2	-1.5	Scherzer	Lewis	33,291	
6/7	60	@TEX	W	8-1	33-27	2	-1.5	Porcello	Harrison	35,165	
6/8	61	@TEX	L	7-3	33-28	2	-1.5	Ogando	Coke	40,388	
6/9	62	SEA	W	4-1	34-28	2	-1.0	Verlander	FISTER	22,090	772,032

2011 TIGERS DAY-BY-DAY RESULTS



6/10	63	SEA	L	3-2	34-29	2	-1.0	Ray	Penny	30,511	802,543
6/11	64	SEA	W	8-1	35-29	T1	—	Scherzer	Pineda	38,398	840,941
6/12	65	SEA	L	7-3	35-30	T1	—	Hernandez	Porcello	31,572	872,513
6/13	66	TB	W	2-1 (10)	36-30	T1	—	Purcey	Farnsworth	30,938	903,451
6/14	67	CLE	W	4-0	37-30	1	+1.0	VERLANDER	Masterson	28,128	931,579
6/15	68	CLE	L	6-4	37-31	T1	—	Carmona	Furbush	26,711	958,290
6/16	69	CLE	W	6-2	38-31	1	+1.0	Scherzer	Talbot	37,437	995,727
6/17	70	@COL	L	13-6	38-32	T1	—	Hammel	Porcello	41,594	
6/18	71	@COL	L	5-4	38-33	2	-1.0	Jimenez	Coke	48,555	
6/19	72	@COL	W	9-1	39-33	2	-1.0	VERLANDER	Cook	49,015	
6/20	73	@LAD	L	4-0	39-34	2	-1.0	KERSHAW	Penny	29,355	
6/21	74	@LAD	L	6-1	39-35	2	-1.0	Billingsley	Scherzer	37,769	
6/22	75	@LAD	W	7-5	40-35	2	-1.0	Albuquerque	Lilly	30,332	
6/23		OFF DAY				2	-1.0				
6/24	76	ARI	L	7-6	40-36	2	-1.0	Vasquez	Purcey	37,335	1,033,062
6/25	77	ARI	W	6-0	41-36	T1	—	Verlander	Collmenter	*43,163	1,076,225
6/26	78	ARI	W	8-3	42-36	1	+1.0	Albuquerque	Heilman	*41,036	1,117,261
6/27	79	TOR	W	4-2	43-36	1	+1.0	Benoit	Rzepczynski	25,181	1,142,442
6/28	80	NYM	L	14-3	43-37	1	+1.0	Dickey	Porcello	28,480	1,170,922
6/29	81	NYM	L	16-9	43-38	T1	—	Capuano	Coke	26,338	1,197,260
6/30	82	NYM	W	5-2	44-38	1	+0.5	Verlander	Pelfrey	31,861	1,229,121

JUNE TOTALS: 16-12, .298 AVG, 4.34 ERA

7/1	83	SF	L	4-3	44-39	2	-0.5	Wilson	Valverde	35,583	1,264,704
7/2	84	SF	L	15-3	44-40	2	-1.5	Zito	Scherzer	38,983	1,303,687
7/3	85	SF	W	6-3	45-40	2	-0.5	Porcello	Affeldt	31,904	1,335,591
7/4	86	@LAA	L	5-1	45-41	2	-1.5	Pineiro	Furbush	43,012	
7/5	87	@LAA	L	1-0	45-42	2	-1.5	HAREN	Verlander	39,006	
7/6	88	@LAA	W	5-4	46-42	2	-1.5	Penny	Takahashi	31,549	
7/7	89	@KC	W	3-1	47-42	2	-1.5	Scherzer	Duffy	16,355	
7/8	90	@KC	W	6-4	48-42	2	-0.5	Porcello	Davies	34,563	
7/9	91	@KC	L	13-6	48-43	2	-0.5	Holland	Furbush	25,941	
7/10	91	@KC	W	2-1	49-43	1	+0.5	Verlander	Francis	18,373	
7/11		ALL-STAR BREAK									
7/12		ALL-STAR GAME IN ARIZONA									
7/13		ALL-STAR BREAK									
7/14		ALL-STAR BREAK			t-1st	—					
7/15	93	CWS	L	8-2	49-44	2	-1.0	Floyd	Verlander	*43,593	1,379,184
7/16	94	CWS	L	5-0	49-45	2	-1.0	JACKSON	Scherzer	*40,984	1,420,168
7/17	95	CWS	W	4-3	50-45	T1	—	Penny	Humber	37,049	1,457,217
7/18		OFF DAY				2	-1.0				
7/19	96	OAK	W	8-3	51-45	T1	—	Porcello	Moscoso	31,980	1,489,197
7/20	97	OAK	L	7-5	51-46	T1	—	Devine	Purcey	31,975	1,521,172
7/21	98	@MIN	W	6-2	52-46	1	+0.5	Verlander	Pavano	40,149	
7/22	99	@MIN	W	8-2	53-46	1	+1.5	Scherzer	Duensing	40,691	
7/23	100	@MIN	L	4-1	53-47	1	+1.0	Baker	Penny	40,764	
7/24	101	@MIN	W	5-2	54-47	1	+2.0	Porcello	Liriano	40,789	
7/25	102	@CWS	L	6-3	54-48	1	+1.0	Buehrle	Below	37,110	
7/26	103	@CWS	W	5-4	55-48	1	+2.0	Verlander	Ohman	28,093	
7/27	104	@CWS	L	2-1	55-49	1	+2.0	Danks	Scherzer	26,978	
7/28	105	LAA	L	12-7	55-50	1	+1.5	Cassehah	Penny	33,489	1,554,661
7/29	106	LAA	W	12-2	56-50	1	+2.5	Porcello	Chatwood	*40,551	1,595,212
7/30	107	LAA	L	5-1	56-51	1	+1.5	HAREN	Turner	*40,753	1,635,965
7/31	108	LAA	W	3-2	57-51	1	+2.5	Verlander	Weaver	36,878	1,672,843

JULY TOTALS: 13-13, .260 AVG, 3.91 ERA

8/1		OFF DAY				1	+2.0				
8/2	109	TEX	W	6-5	58-51	1	+3.0	Benoit	Adams	29,067	1,701,910
8/3	110	TEX	W	5-4	59-51	1	+4.0	Fister	Harrison	33,596	1,735,506
8/4	111	TEX	L	5-2	59-52	1	+3.0	Ogando	Penny	*40,497	1,776,003
8/5	112	@KC	W	4-3 (10)	60-52	1	+4.0	Schlereth	Crow	28,565	
8/6	113	@KC	W	4-3	61-52	1	+4.0	Verlander	Duffy	25,818	
8/7	114	@KC	L	4-3	61-53	1	+4.0	Chen	Scherzer	20,132	
8/8		OFF DAY				1	+4.0				
8/9	115	@CLE	L	3-2 (14)	61-54	1	+3.0	Herrmann	Pauley	25,317	
8/10	116	@CLE	L	10-3	61-55	1	+2.0	Jimenez	Porcello	23,258	
8/11	117	@CLE	W	4-3	62-55	1	+3.0	Verlander	Carmona	30,988	
8/12	118	@BAL	W	5-4	63-55	1	+3.0	Penny	Patton	21,465	
8/13	119	@BAL	W	6-5	64-55	1	+3.0	Scherzer	Guthrie	24,114	
8/14	120	@BAL	L	8-5	64-56	1	+2.5	Reyes	Fister	18,348	
8/15	121	MIN	L	9-6	64-57	1	+2.0	Liriano	Porcello	36,211	1,812,214
8/16	122	MIN	W	7-1	65-57	1	+3.0	Verlander	Blackburn	*40,589	1,852,803
8/17	123	MIN	L	6-5	65-58	1	+2.0	Capps	Valverde	34,835	1,887,638
8/18		OFF DAY				1	+1.5				
8/19	124	CLE	W	4-1	66-58	1	+2.5	Scherzer	Tomlin	*44,222	1,931,860
8/20	125	CLE	W	10-1	67-58	1	+3.5	Fister	Huff	*44,629	1,976,489
8/21	126	CLE	W	8-7	68-58	1	+4.5	Coke	Jimenez	*43,388	2,019,877
8/22	127	@TB	W	5-2	69-58	1	+5.5	Verlander	Niemann	13,048	

2011 REVIEW



2011 TIGERS DAY-BY-DAY RESULTS

8/23	128	@TB	W	2-1	70-58	1	+6.0	Penny	Price	11,475	
8/24	129	@TB	L	3-2 (10)	70-59	1	+6.0	Peralta	Below	13,910	
8/25	130	@TB	W	2-0	71-59	1	+6.5	Fister	Hellickson	14,069	
8/26	131	@MIN	W	8-1	72-59	1	+6.5	Porcello	Diamond	38,918	
8/27	132	@MIN	W	6-4	73-59	1	+6.5	Verlander	Pavano	40,179	
8/28	133	@MIN	L	11-4	73-60	1	+6.0	Duensing	Penny	39,130	
8/29	134	KC	L	9-5	73-61	1	+5.0	Hochevar	Scherzer	32,423	2,052,300
8/30	135	KC	W	2-1 (10)	74-61	1	+5.0	Benoit	Crow	34,866	2,087,166
8/31	136	KC	W	5-4	75-61	1	+5.5	Schlereth	Wood	33,572	2,120,738

AUGUST TOTALS: 18-10, .285 AVG, 3.85 ERA

9/1	137	KC	L	11-8	75-62	1	+5.5	Crow	Coke	39,084	2,159,822
9/2	138	CWS	W	8-1	76-62	1	+5.5	Verlander	Danks	*42,352	2,202,174
9/3	139	CWS	W	9-8	77-62	1	+6.5	Marte	Santos	*40,635	2,242,809
9/4	140	CWS	W	18-2	78-62	1	+6.5	Scherzer	Buehrle	*42,671	2,285,480
9/5	141	@CLE	W	4-2	79-62	1	+7.5	Fister	Jimenez	39,824	
9/6	142	@CLE	W	10-1	80-62	1	+8.0	Porcello	Carmona	27,544	
9/7	143	@CLE	W	8-6	81-62	1	+9.0	Verlander	Masterson	16,783	
9/8		OFF DAY				1	+8.5				
9/9	144	MIN	W	8-4	82-62	1	+9.5	Penny	Slowey	35,996	2,321,476
9/10	145	MIN	W	3-2	83-62	1	+9.5	Alburquerque	Perkins	38,567	2,360,043
9/11	146	MIN	W	2-1	84-62	1	+10.5	Fister	Diamond	36,972	2,397,015
9/12	147	@CWS	W	14-4	85-62	1	+11.5	Porcello	Danks	22,750	
9/13	148	@CWS	W	5-0	86-62	1	+12.5	Verlander	Floyd	25,015	
9/14	149	@CWS	W	6-5 (10)	87-62	1	+13.5	Coke	Santos	19,010	
9/15	150	@OAK	L	6-1	87-63	1	+13.5	McCarthy	Scherzer	10,925	
9/16	151	@OAK	W	3-1	88-63	1	+13.5	Fister	Cahill	31,022	
9/17	152	@OAK	L	5-3	88-64	1	+12.5	Gonzalez	Porcello	19,451	
9/18	153	@OAK	W	3-0	89-64	1	+12.5	Verlander	Moscoco	18,405	
9/19		OFF DAY				1	+13.0				
9/20	154	@KC	L	10-2	89-65	1	+12.5	Mendoza	Penny	26,953	
9/21	155	@KC	W	6-3	90-65	1	+13.5	Fister	Herrera	28,776	
9/22	156	BAL	L	6-5	90-66	1	+12.5	Britton	Pauley	27,847	2,424,862
9/23	157	BAL	W	4-3 (11)	91-66	1	+12.5	Perry	Eyre	38,623	2,463,485
9/24	158	BAL	L	6-5	91-67	1	+11.0	Strop	Schlereth	*44,846	2,508,331
9/25	159	BAL	W	10-6	92-67	1	+12.0	Penny	Matusz	*41,051	2,549,382
9/26	160	CLE	W	14-0	93-67	1	+13.0	Fister	Jimenez	29,886	2,579,268
9/27	161	CLE	W	9-6	94-67	1	+14.0	Scherzer	Gomez	31,132	2,610,400
9/28	162	CLE	W	5-4	95-67	1	+15.0	Perry	Pestano	31,645	2,642,045

* - Denotes a sellout at Comerica Park.

SEPTEMBER TOTALS: 20-6, .310 AVG, 3.50 ERA

WON-LOST RECORD BY DAY

	WON	LOST	PCT.
Monday	11	9	.550
Tuesday	16	7	.696
Wednesday	14	10	.583
Thursday	9	10	.474
Friday	15	10	.600
Saturday	12	13	.480
Sunday	18	8	.692

WON-LOST RECORD BY MONTH

	WON	LOST	PCT.
March/April	12	15	.444
May	16	11	.593
June	16	12	.571
July	13	13	.500
August	18	10	.643
September	20	6	.769

CONSECUTIVE SAVES CONVERTED BY TIGERS

The following is the list of the 11 longest consecutive saves streaks converted by a Tigers pitcher during a single season:

Player	Streak	Date	Year
Jose Valverde	49	April 3-September 28	2011
Guillermo Hernandez	32	April 6-September 23	1984
Todd Jones	26	April 25-July 30	2000
Jose Valverde	24	April 9-August 21	2010
Todd Jones	22	June 27-September 15	1997
Matt Anderson	22	May 2-September 28	2001
John Hiller	21	April 17-July 10	1973
Fernando Rodney	21	April 11-July 24	2009
Todd Jones	19	June 10-August 30	2006
Tom Timmerman	16	April 12-July 21	1970
Fernando Rodney	16	August 5-October 4	2009

Courtesy of STATS LLC

2011 TIGERS FIELDING STATISTICS



PITCHERS

PLAYER	PCT	G	GS	PO	A	E	TC	DP	TP
Albuquerque	1.000	41	0	3	3	0	6	0	0
Below	1.000	14	2	1	1	0	2	0	0
Benoit	1.000	66	0	1	4	0	5	1	0
Coke	.905	48	14	4	15	2	21	1	0
Fister	.889	11	10	7	9	2	18	1	0
Furbush	1.000	17	2	2	9	0	11	0	0
Gonzalez	1.000	8	0	2	0	0	2	0	0
Kelly	.000	1	0	0	0	0	0	0	0
Marte	.000	4	0	0	0	0	0	0	0
Oliver	1.000	2	2	0	1	0	1	0	0
Oliveros	1.000	9	0	0	1	0	1	0	0
Pauley	1.000	14	0	1	3	0	4	0	0
Penny	.971	31	31	8	26	1	35	1	0
Perry	1.000	36	0	3	2	0	5	1	0
Porcello	.947	31	31	15	21	2	38	4	0
Purcey	1.000	19	0	0	3	0	3	0	0
Ruffin	1.000	2	0	0	1	0	1	0	0
Scherzer	1.000	33	33	11	12	0	23	2	0
Schlereth	.900	49	0	3	6	1	10	0	0
Thomas	1.000	12	0	0	1	0	1	0	0
Turner	1.000	3	3	0	1	0	1	1	0
Valverde	.857	75	0	3	3	1	7	0	0
Verlander	.900	34	34	12	33	5	50	2	0
Villarreal	.750	16	0	0	6	2	8	0	0
Weinhardt	.000	2	0	0	0	0	0	0	0
Wilk	1.000	5	0	1	0	0	1	0	0

CATCHERS

PLAYER	PCT	G	GS	PO	A	E	TC	DP	TP	PB
Avila	.995	133	130	940	73	5	1018	14	0	7
Kelly	1.000	1	0	3	0	0	3	0	0	1
Martinez	.988	26	26	141	17	2	160	3	0	0
Santos	1.000	10	6	48	3	0	51	0	0	0

FIRST BASEMEN

PLAYER	PCT	G	GS	PO	A	E	TC	DP	TP
Cabrera	.991	152	152	1263	103	13	1379	117	0
Guillen	1.000	1	0	2	0	0	2	0	0
Kelly	1.000	15	4	48	7	0	55	8	0
Martinez	1.000	6	6	38	10	0	48	4	0
Peralta	1.000	1	0	1	0	0	1	0	0
Raburn	1.000	2	0	6	0	0	6	2	0

SECOND BASEMEN

PLAYER	PCT	G	GS	PO	A	E	TC	DP	TP
Guillen	.983	25	25	48	69	2	119	20	0
Raburn	.950	56	55	69	122	10	201	23	0
Rhymes	.978	24	22	31	58	2	91	12	0
Santiago	.996	75	40	93	143	1	237	28	0
Sizemore	.964	17	17	22	58	3	83	12	0
Worth	1.000	15	3	9	11	0	20	2	0

THIRD BASEMEN

PLAYER	PCT	G	GS	PO	A	E	TC	DP	TP
Avila	.500	1	1	0	1	1	2	0	0
Betemit	.925	40	34	25	49	6	80	6	0
Inge	.964	99	77	76	163	9	248	12	0
Kelly	.961	45	41	30	69	4	103	7	0
Raburn	.909	4	4	3	7	1	11	1	0
Santiago	1.000	5	0	0	3	0	3	0	0
Worth	.944	13	5	5	12	1	18	3	0

SHORTSTOPS

PLAYER	PCT	G	GS	PO	A	E	TC	DP	TP
Peralta	.988	145	140	218	383	7	608	83	0
Santiago	.983	27	22	35	80	2	117	15	0

OUTFIELDERS

PLAYER	PCT	G	GS	PO	A	E	TC	DP	TP
Boesch	.985	101	99	190	7	3	200	1	0
Dirks	.985	71	54	127	4	2	133	0	0
Jackson	.992	152	142	379	8	3	390	3	0
Kelly	.984	58	17	59	1	1	61	0	0
Ordonez	1.000	69	68	85	7	0	92	3	0
Raburn	.948	72	39	106	4	6	116	2	0
Wells	.987	59	27	73	3	1	77	2	0
Young	.973	40	40	70	3	2	75	2	0

2011 REVIEW

TIGERS QUADRUPLE-DOUBLES

Austin Jackson became the 14th player in Tigers history to reach double-digits in doubles, triples, home runs and stolen bases in the same season, doing so in 2011. The feat has been accomplished 18 times in club history, including multiple times by four players. The following is a list of all the players in franchise history to accomplish the feat:

Player	Year	2B	3B	HR	SB
Bobby Veach	1920	39	15	11	11
Ty Cobb	1921	37	16	12	22
Bobby Veach	1921	43	13	16	14
Harry Heilmann	1924	45	16	10	13
Ty Cobb	1925	31	12	12	13
Charlie Gehringer	1929	45	19	13	27
Roy Johnson	1929	45	14	10	20
Charlie Gehringer	1930	47	15	16	19
John Stone	1931	28	11	10	13
Jake Wood	1961	17	14	11	30
Mickey Stanley	1970	21	11	13	10
Ron LeFlore	1977	30	10	16	39
Larry Herndon	1982	21	13	23	12
Kirk Gibson	1984	23	10	27	29
Carlos Guillen	2004	37	10	20	12
Curtis Granderson	2007	38	23	23	26
Curtis Granderson	2008	26	13	22	12
Austin Jackson	2011	22	11	10	22



2011 TIGERS CLUB STATISTICS

HOME RUNS

	1R	2R	3R	GS	LAST HR
Avila	12	5	2	—	9/14/11 at CWS
Betemit	4	1	—	—	9/27/11 vs. CLE
Boesch	11	4	1	—	8/2/11 vs. TEX
Cabrera	14	13	3	—	9/27/11 vs. CLE
Dirks	4	3	—	—	9/4/11 vs. CWS
Guillen	3	—	—	—	9/14/11 at CWS
Inge	3	—	—	—	9/10/11 vs. MIN
Jackson	5	5	—	—	9/18/11 at OAK
Kelly	5	1	1	—	9/25/11 vs. BAL
Martinez	2	6	3	1	9/25/11 vs. BAL
Ordonez	—	5	—	—	9/1/11 vs. KC
Peralta	16	4	—	1	9/28/11 vs. CLE
Raburn	10	3	—	1	9/14/11 at CWS
Rhymes	—	—	—	—	9/20/10 vs. KC
Santiago	4	1	—	—	9/9/11 vs. MIN
Santos	—	—	—	—	9/16/09 at ATL
Sizemore	—	—	—	—	9/19/10 at CWS
Wells	2	1	1	—	6/24/11 vs. ARI
Worth	—	—	—	—	7/25/10 vs. TOR
Young	3	1	4	—	9/27/11 vs. CLE

MULTI-HIT GAMES

	2H	3H	4H	5H	TOTAL
Avila	34	5	1	—	40
Betemit	8	1	—	—	9
Boesch	23	8	1	1	33
Cabrera	52	9	—	—	61
Dirks	9	2	1	—	12
Guillen	3	1	—	—	4
Inge	9	2	—	—	11
Jackson	28	9	2	—	39
Kelly	9	1	—	—	10
Martinez	40	14	—	—	54
Ordonez	15	3	—	—	18
Peralta	38	6	—	—	44
Raburn	16	3	1	—	20
Rhymes	5	—	—	—	5
Santiago	12	2	1	—	15
Santos	—	—	—	—	—
Sizemore	2	1	—	—	3
Wells	3	1	—	—	4
Worth	2	—	—	—	2
Young	12	2	—	—	14

MULTI-RBI GAMES

	2BI	3BI	4BI	5BI	TOTAL
Avila	13	4	1	1	19
Betemit	2	—	—	—	2
Boesch	10	1	1	1	13
Cabrera	15	4	3	—	22
Dirks	4	1	1	—	6
Guillen	3	—	1	—	4
Inge	6	—	—	—	6
Jackson	7	1	1	—	9
Kelly	4	1	—	—	5
Martinez	15	8	4	—	27
Ordonez	5	2	—	—	7
Peralta	14	5	2	—	21
Raburn	8	2	2	—	12
Rhymes	—	—	—	—	—
Santiago	5	—	—	—	5
Santos	—	—	—	—	—
Sizemore	—	—	—	—	—
Wells	2	1	—	—	3
Worth	—	1	—	—	1
Young	1	4	1	—	6

STARTING LINEUP BY POSITION

	CA	1B	2B	3B	SS	LF	CF	RF	DH
Avila	130	—	—	1	—	—	—	—	4
Betemit	—	—	—	34	—	—	—	—	—
Boesch	—	—	—	—	—	54	—	45	9
Cabrera	—	152	—	—	—	—	—	—	7
Dirks	—	—	—	—	—	25	14	15	—
Guillen	—	—	25	—	—	—	—	—	—
Inge	—	—	77	—	—	—	—	—	—
Jackson	—	—	—	—	—	142	—	—	—
Kelly	—	4	—	41	—	4	3	10	—
Martinez	26	6	—	—	—	—	—	—	112
Ordonez	—	—	—	—	—	—	—	68	21
Peralta	—	—	—	—	140	—	—	—	—
Raburn	—	—	55	4	—	34	—	5	—
Rhymes	—	—	22	—	—	—	—	—	—
Santiago	—	—	40	—	22	—	—	—	—
Santos	6	—	—	—	—	—	—	—	—
Sizemore	—	—	17	—	—	—	—	—	—
Wells	—	—	—	—	—	5	3	19	—
Worth	—	—	3	5	—	—	—	—	—
Young	—	—	—	—	—	40	—	—	—

STARTING LINEUP BY BATTING ORDER

	1st	2nd	3rd	4th	5th	6th	7th	8th	9th
Avila	—	—	—	—	3	37	28	61	6
Betemit	—	2	—	—	1	—	5	16	10
Boesch	—	35	46	—	9	11	7	—	—
Cabrera	—	—	1	158	—	—	—	—	—
Dirks	13	12	4	—	1	15	2	4	3
Guillen	—	—	—	—	—	5	19	1	—
Inge	—	—	—	—	—	—	7	19	51
Jackson	140	1	—	—	—	—	—	—	1
Kelly	2	25	2	—	—	9	3	9	12
Martinez	—	—	—	4	140	—	—	—	—
Ordonez	—	16	61	—	2	8	2	—	—
Peralta	—	—	—	—	4	61	71	4	—
Raburn	—	12	8	—	2	16	16	29	15
Rhymes	5	16	—	—	—	—	—	—	1
Santiago	—	16	—	—	—	—	—	10	36
Santos	—	—	—	—	—	—	—	—	6
Sizemore	—	15	—	—	—	—	—	1	1
Wells	2	12	—	—	—	—	2	5	6
Worth	—	—	—	—	—	—	—	3	5
Young	—	—	40	—	—	—	—	—	—
Pitchers	—	—	—	—	—	—	—	—	9

CONSECUTIVE ONE-RUN WINS BY THE TIGERS

All eight of Detroit's wins during a 12-game stretch July 31-August 13, 2011, were all by one run. It marked the longest such streak of victories in Tigers history. The following list contains the longest streaks of one-run wins in franchise history:

Year	Streak	Dates
2011	Eight	July 31-August 13
1944	Seven	July 18-29
1917	Six	June 9-21
1972	Six	September 6-16
1976	Six	August 11-23

Courtesy of STATS LLC

2011 TIGERS TRANSACTIONS



JANUARY

- 19 Signed **RHP Brad Penny** as a free agent; designated the contract of **RHP Armando Galarraga** for assignment
- 24 Acquired **RHP Kevin Eichhorn** and **LHP Ryan Robowski** from Arizona, in exchange for **RHP Armando Galarraga**

FEBRUARY

No transactions during February

MARCH

- 15 Optioned **LHP Duane Below** to Triple A Toledo; optioned **INF Audy Ciriaco** to Triple A Toledo; optioned **INF Cale Iorg** to Triple A Toledo; optioned **LHP Andy Oliver** to Triple A Toledo; optioned **RHP Lester Oliveros** to Triple A Toledo; optioned **RHP Jose Ortega** to Triple A Toledo; optioned **INF Ryan Strieby** to Triple A Toledo; optioned **RHP Jacob Turner** to Double A Erie
- 19 Optioned **RHP Al Albuquerque** to Triple A Toledo; optioned **LHP Charlie Furbush** to Triple A Toledo
- 22 Optioned **INF Scott Sizemore** to Triple A Toledo; optioned **OF Clete Thomas** to Triple A Toledo; optioned **RHP Robbie Weinhardt** to Triple A Toledo
- 26 Optioned **INF Danny Worth** to Triple A Toledo
- 30 Outrighted the contract of **INF Audy Ciriaco** to Double A Erie; purchased the contract of **RHP Enrique Gonzalez** from Triple A Toledo; placed **INF Carlos Guillen** on 15-day DL (left knee microfracture surgery); placed **RHP Joel Zumaya** on 15-day DL (right elbow olecranon fracture surgery)

APRIL

- 4 Transferred the option of **RHP Lester Oliveros** from Triple A Toledo to Double A Erie
- 5 Placed **RHP Ryan Perry** on 15-day DL (infected eye)
- 7 Recalled **RHP Robbie Weinhardt** from Triple A Toledo
- 13 Optioned **RHP Robbie Weinhardt** to Triple A Toledo
- 14 Recalled **RHP Al Albuquerque** from Triple A Toledo
- 15 Assigned **RHP Ryan Perry** to Triple A Toledo on injury rehabilitation assignment
- 18 Transferred **RHP Joel Zumaya** to 60-day DL
- 19 Placed **C Victor Martinez** on 15-day DL (strained right groin); purchased the contract of **C Omir Santos** from Triple A Toledo
- 20 Outrighted the contract of **RHP Enrique Gonzalez** to Triple A Toledo; recalled **RHP Ryan Perry** from injury rehabilitation assignment with Triple A Toledo; reinstated Perry from 15-day DL

MAY

- 2 Assigned **C Victor Martinez** to Triple A Toledo on injury rehabilitation assignment; optioned **INF Will Rhymes** to Triple A Toledo
- 3 Recalled **INF Scott Sizemore** from Triple A Toledo; optioned **C Omir Santos** to Triple A Toledo
- 4 Recalled **C Victor Martinez** from injury rehabilitation assignment with Triple A Toledo; reinstated Martinez from 15-day DL
- 5 Transferred the option of **RHP Lester Oliveros** from Double A Erie to Triple A Toledo
- 11 Placed **OF Magglio Ordonez** on 15-day DL (right ankle weakness); placed **LHP Brad Thomas** on 15-day DL (left elbow inflammation)
- 13 Purchased the contract of **OF Andy Dirks** from Triple A Toledo
- 21 Recalled **LHP Charlie Furbush** from Triple A Toledo
- 22 Optioned **RHP Brayan Villarreal** to Triple A Toledo
- 23 Transferred **INF Carlos Guillen** to 60-day DL; purchased the contract of **RHP Enrique Gonzalez** from Triple A Toledo
- 24 Placed **LHP Phil Coke** on 15-day DL (right foot bone bruise); purchased contract of **LHP Adam Wilk** from Triple A Toledo; designated the contract of **RHP Robbie Weinhardt** for assignment
- 26 Outrighted the contract of **RHP Robbie Weinhardt** to Triple A Toledo
- 27 Acquired **LHP David Purcey** from Oakland, in exchange for **INF Scott Sizemore**; recalled **INF Danny Worth** from Triple A Toledo; optioned **RHP Ryan Perry** to Triple A Toledo
- 28 Optioned **LHP Adam Wilk** to Triple A Toledo; recalled **LHP Andy Oliver** from Triple A Toledo

JUNE

- 2 Placed **INF Brandon Inge** on 15-day DL (mononucleosis)
- 3 Recalled **C Omir Santos** from Triple A Toledo; assigned **LHP Phil Coke** to Triple A Toledo on injury rehabilitation assignment; assigned **OF Magglio Ordonez** to Triple A Toledo on injury rehabilitation assignment
- 5 Placed **LHP David Purcey** on paternity list; recalled **LHP Adam Wilk** from Triple A Toledo; optioned **LHP Andy Oliver** to Triple A Toledo
- 6 Reinstated **LHP David Purcey** from paternity list
- 7 Optioned **C Omir Santos** to Triple A Toledo
- 8 Recalled **LHP Phil Coke** from injury rehabilitation assignment with Triple A Toledo; reinstated Coke from 15-day DL
- 12 Outrighted the contract of **RHP Enrique Gonzalez** to Triple A Toledo
- 13 Recalled **OF Magglio Ordonez** from injury rehabilitation assignment with Triple A Toledo; reinstated Ordonez from 15-day DL
- 14 Assigned **LHP Brad Thomas** to Triple A Toledo on injury rehabilitation assignment
- 16 Assigned **INF Brandon Inge** to Triple A Toledo on injury rehabilitation assignment
- 22 Optioned **LHP Adam Wilk** to Triple A Toledo
- 23 Recalled **INF Brandon Inge** from injury rehabilitation assignment with Triple A Toledo; reinstated Inge from 15-day DL; optioned **INF Danny Worth** to Triple A Toledo
- 24 Recalled **RHP Ryan Perry** from Triple A Toledo
- 27 Assigned **INF Carlos Guillen** to Single A Lakeland on injury rehabilitation assignment
- 29 Recalled **LHP Brad Thomas** from injury rehabilitation assignment with Triple A Toledo; optioned **LHP Daniel Schlereth** to Triple A Toledo
- 30 Recalled **RHP Brayan Villarreal** from Triple A Toledo; placed **RHP Al Albuquerque** on 15-day DL (right forearm flexor mass inflammation)

JULY

- 1 Transferred the injury rehabilitation assignment of **INF Carlos Guillen** from Single A Lakeland to Triple A Toledo; recalled **RHP Lester Oliveros** from Triple A Toledo
- 2 Optioned **RHP Brayan Villarreal** to Triple A Toledo
- 3 Recalled **LHP Adam Wilk** from Triple A Toledo



2011 TIGERS TRANSACTIONS

- 8 Assigned **LHP Brad Thomas** to Triple A Toledo on injury rehabilitation assignment
- 9 Optioned **LHP Charlie Furbush** to Triple A Toledo
- 10 Optioned **INF Danny Worth** to Triple A Toledo
- 11 Transferred the injury rehabilitation assignment of **INF Carlos Guillen** from Triple A Toledo to Double A Erie
- 14 Transferred the injury rehabilitation assignment of **INF Carlos Guillen** from Double A Erie to Triple A Toledo; recalled **LHP Brad Thomas** from injury rehabilitation assignment with Triple A Toledo
- 15 Optioned **RHP Ryan Perry** to Triple A Toledo; optioned **INF Danny Worth** to Triple A Toledo
- 16 Recalled **INF Carlos Guillen** from injury rehabilitation assignment with Triple A Toledo; reinstated Guillen from 60-day DL; reinstated **RHP Al Albuquerque** from 15-day DL
- 19 Optioned **OF Casper Wells** to Triple A Toledo; optioned **LHP Adam Wilk** to Triple A Toledo
- 20 Recalled **LHP Charlie Furbush** from Triple A Toledo; recalled **LHP Duane Below** from Triple A Toledo; acquired **INF Wilson Betemit** from Kansas City, in exchange for **LHP Antonio Cruz** and **C Julio Rodriguez**
- 21 Designated the contract of **INF Brandon Inge** for assignment
- 24 Optioned **RHP Lester Oliveros** to Triple A Toledo
- 25 Transferred **LHP Brad Thomas** to 60-day DL; purchased the contract of **RHP Chance Ruffin** from Triple A Toledo
- 26 Transferred the option of **INF Cale Iorg** from Triple A Toledo to Double A Erie; outrighted the contract of **INF Brandon Inge** to Triple A Toledo
- 29 Optioned **RHP Chance Ruffin** to Triple A Toledo; recalled **LHP Daniel Schlereth** from Triple A Toledo
- 30 Acquired **RHP Doug Fister** and **RHP David Pauley** from Seattle, in exchange for **LHP Charlie Furbush**, **INF Francisco Martinez**, **OF Casper Wells** and a player to be named; recalled **RHP Jacob Turner** from Double A Erie; optioned Turner to Triple A Toledo

AUGUST

- 2 Designated the contract of **LHP David Purcey** for assignment
- 10 Outrighted the contract of **LHP David Purcey** to Triple A Toledo
- 12 Transferred the option of **RHP Lester Oliveros** from Triple A Toledo to Double A Erie; placed **RHP Al Albuquerque** on 7-day DL (concussion)
- 13 Recalled **RHP Ryan Perry** from Triple A Toledo; placed **INF Carlos Guillen** on 15-day DL (sore left wrist)
- 14 Recalled **INF Will Rhymes** from Triple A Toledo
- 15 Acquired **OF Delmon Young** from Minnesota, in exchange for **LHP Cole Nelson** and a player to be named; optioned **INF Will Rhymes** to Triple A Toledo; transferred the option of **INF Cale Iorg** from Double A Erie to Triple A Toledo
- 16 Transferred the option of **INF Cale Iorg** from Triple A Toledo to Double A Erie; sent **RHP Lester Oliveros** to Minnesota as player to be named to complete trade on August 15
- 17 Sent **RHP Chance Ruffin** to Seattle as player to be named to complete trade on July 30
- 19 Optioned **OF Andy Dirks** to Triple A Toledo
- 20 Purchased the contract of **INF Brandon Inge** from Triple A Toledo
- 25 Placed **INF Miguel Cabrera** on paternity list; recalled **C Omir Santos** from Triple A Toledo; optioned Santos to Triple A Toledo
- 26 Reinstated **INF Miguel Cabrera** from paternity list; placed **INF/OF Don Kelly** on paternity list; recalled **INF Danny Worth** from Triple A Toledo; transferred **RHP Al Albuquerque** to 15-day DL
- 27 Optioned **INF Danny Worth** to Triple A Toledo
- 28 Reinstated **INF/OF Don Kelly** from paternity list
- 29 Assigned **INF Carlos Guillen** to Triple A Toledo on injury rehabilitation assignment

SEPTEMBER

- 1 Recalled **INF Carlos Guillen** from injury rehabilitation assignment with Triple A Toledo; reinstated Guillen from 15-day DL; recalled **RHP Jacob Turner** from Triple A Toledo; recalled **INF Will Rhymes** from Triple A Toledo; recalled **OF Andy Dirks** from Triple A Toledo; purchased the contract of **RHP Luis Marte** from Double A Erie
- 3 Assigned **RHP Al Albuquerque** to Triple A Toledo on injury rehabilitation assignment
- 4 Recalled **RHP Al Albuquerque** from injury rehabilitation assignment with Triple A Toledo; reinstated Albuquerque from 15-day DL
- 5 Recalled **C Omir Santos** from Triple A Toledo
- 6 Recalled **INF Danny Worth** from Triple A Toledo
- 9 Placed **OF Brennan Boesch** on 15-day DL (right thumb surgery)
- 21 Recalled **LHP Andy Oliver** from Triple A Toledo (not to report); recalled **RHP Jose Ortega** from Triple A Toledo (not to report); recalled **INF Ryan Strieby** from Triple A Toledo (not to report); recalled **OF Clete Thomas** from Triple A Toledo (not to report); recalled **RHP Brayan Villarreal** from Triple A Toledo (not to report); recalled **LHP Adam Wilk** from Triple A Toledo (not to report); recalled **INF Cale Iorg** from Double A Erie (not to report)

OCTOBER

- 21 Reinstated **OF Brennan Boesch** from 15-day DL
- 30 **INF Wilson Betemit** elected free agency; **INF Carlos Guillen** elected free agency; **OF Magglio Ordonez** elected free agency; **RHP Brad Penny** elected free agency; **INF Ramon Santiago** elected free agency; reinstated **RHP Joel Zumaya** from 60-day DL; Zumaya elected free agency
- 31 Reinstated **LHP Brad Thomas** from 60-day DL; outrighted the contract of Thomas to Triple A Toledo; outrighted the contract of **C Omir Santos** to Triple A Toledo

NOVEMBER

- 1 **LHP Brad Thomas** elected free agency
- 18 Purchased the contract of **LHP Matt Hoffman** from Triple A Toledo; purchased the contract of **RHP Tyler Stohr** from Double A Erie; purchased the contract of **LHP Casey Crosby** from Double A Erie; purchased the contract of **OF Avisail Garcia** from Single A Lakeland; purchased the contract of **INF Hernan Perez** from Single A West Michigan; outrighted the contract of **INF Cale Iorg** to Triple A Toledo; signed **C Gerald Laird** as a free agent
- 30 Signed **INF Ramon Santiago** as a free agent

DECEMBER

- 5 Outrighted the contract of **INF Ryan Strieby** to Triple A Toledo
- 9 Signed **RHP Octavio Dotel** as a free agent; acquired **RHP Collin Balester** from Washington, in exchange for **RHP Ryan Perry**
- 12 Did not tender a contract to **INF Will Rhymes**

2012 OPPONENTS





AMERICAN LEAGUE OPPONENTS

BALTIMORE ORIOLES

TEAM INFORMATION

Mailing Address..... Oriole Park at Camden Yards
 333 W. Camden Street
 Baltimore, MD 21201

2011 Record (Place)..... 69-93 (5th in AL East)

Executive Vice President, Baseball Operations..... Dan Duquette

Manager..... Buck Showalter

Orioles Record..... 103-116 (two seasons)

Career Record..... 985-949 (13 seasons)

Director, Public Relations..... Monica Barlow

Office Number..... (410) 547-6160

Manager, Media Relations..... Jeff Lantz

Office Number..... (410) 547-6106

Tigers vs. Orioles in 2011 (All-Time)*..... 5-5 (1035-939-11)

Tigers vs. Orioles in Baltimore (All-Time)*..... 3-3 (474-505-8)

Tigers vs. Orioles in Detroit (All-Time)*..... 2-2 (561-434-3)

Tigers All-Time vs. Orioles at Comerica Park..... 21-21

*Overall records include Milwaukee Brewers, 1901 and St. Louis Browns, 1902-53

SERIES RECORDS VS. ORIOLES

Longest Winning Streak, Tigers..... 12 (9/5/1910-5/27/1911)

Longest Winning Streak, Orioles..... 11 (9/7/1996-7/4/1997)

Largest Margin of Victory, Tigers.. 18 (Twice; last, 4/29/1935, DET 18, at STL 0)

Largest Margin of Victory, Orioles..... 16 (9/9/1922 at STL 16, DET 0)

Most Runs Scored, Tigers..... 21 (7/25/1920 at DET)

Most Runs Scored, Orioles..... 20 (8/18/1951 at STL)

Most Runs Scored, by Both Teams..... 29 (Twice; last, 8/18/1951 at STL)

Longest Game, Innings.. 16 (Four times; last, 5/26/1979, BAL 7 at DET 5)

Tigers Best Record, Season Series..... .923 (1986)

Tigers Best Record, Season Series, Home..... 1.000 (2007)

Tigers Best Record, Season Series, Road..... 1.000 (Twice; last, 2003)

Tigers Worst Record, Season Series..... .000 (2004)

Tigers Worst Record, Season Series, Home..... .000 (Twice; last, 2004)

Tigers Worst Record, Season Series, Road... .000 (Four times; last, 2004)

Note: Best/worst records determined by percentage

2011 SERIES SCORES

IN BALTIMORE (3-3)		IN DETROIT (2-2)	
4/4	L, 5-1	9/22	L, 6-5
4/6	W, 7-3	9/23	W, 4-3 (11)
4/7	L, 9-5	9/24	L, 6-5
8/12	W, 5-4	9/25	W, 10-6
8/13	W, 6-5		
8/14	L, 8-5		

YEAR-BY-YEAR SERIES RESULTS

(TIGERS WON-LOST SINCE BEGINNING OF DIVISIONAL PLAY)

Year	Home	Road	Total	Year	Home	Road	Total	Year	Home	Road	Total
1969	4-5	3-6	7-11	1984	2-4	4-3	6-7	1999	3-3	2-2	5-5
1970	5-4	2-7	7-11	1985	4-3	3-3	7-6	2000	2-2	2-4	4-6
1971	6-3	4-5	10-8	1986	5-1	7-0	12-1	2001	1-2	1-2	2-4
1972	4-5	4-5	8-10	1987	4-3	5-1	9-4	2002	2-1	2-1	4-2
1973	4-5	5-4	9-9	1988	4-2	4-3	8-5	2003	0-3	3-0	3-3
1974	1-8	3-6	4-14	1989	1-6	2-4	3-10	2004	0-3	0-3	0-6
1975	1-8	3-4	4-12	1990	4-2	3-4	7-6	2005	1-2	4-1	5-3
1976	3-6	3-6	6-12	1991	4-3	4-2	8-5	2006	2-1	1-2	3-3
1977	3-5	0-7	3-12	1992	3-3	0-7	3-10	2007	3-0	2-1	5-1
1978	4-3	4-4	8-7	1993	5-2	3-3	8-5	2008	1-2	2-2	3-4
1979	4-3	2-4	6-7	1994	1-2	3-1	4-3	2009	3-1	2-2	5-3
1980	1-5	2-5	3-10	1995	4-3	1-5	5-8	2010	4-2	1-3	5-5
1981	3-4	4-2	7-6	1996	1-6	1-5	2-11	2011	2-2	3-3	5-5
1982	3-3	3-4	6-7	1997	3-3	3-3	6-6				
1983	3-4	5-1	8-5	1998	1-5	0-5	1-10				

BOSTON RED SOX

TEAM INFORMATION

Mailing Address..... Fenway Park
 4 Yawkey Way
 Boston, MA 02215

2011 Record (Place)..... 90-72 (3rd in AL East)

Executive Vice President, General Manager..... Ben Cherington

Manager..... Bobby Valentine

Red Sox Record..... 0-0 (first season)

Career Record..... 1117-1072 (15 seasons)

Director, Media Relations..... Pam Ganley

Office Number..... (617) 226-6715

Manager, Media Relations..... Leah Tobin

Office Number..... (617) 226-6519

Tigers vs. Red Sox in 2011 (All-Time)..... 1-5 (948-1018-13)

Tigers vs. Red Sox in Boston (All-Time)..... 0-2 (429-555-6)

Tigers vs. Red Sox in Detroit (All-Time)..... 1-3 (519-463-7)

Tigers All-Time vs. Red Sox at Comerica Park..... 19-29

SERIES RECORDS VS. RED SOX

Longest Winning Streak, Tigers..... 10 (Twice; last, 8/16/1927-5/6/1928)

Longest Winning Streak, Red Sox..... 11 (8/25/1989-4/11/1990)

Largest Margin of Victory, Tigers..... 17 (7/19/1924, DET 18, at BOS 1)

Largest Margin of Victory, Red Sox..... 20 (6/18/1953, at BOS 23, DET 3)

Most Runs Scored, Tigers..... 20 (7/7/1928 at BOS)

Most Runs Scored, Red Sox..... 23 (6/18/1953 at BOS)

Most Runs Scored, by Both Teams.. 28 (Four times; last, 5/3/1949 at DET, 13 inn.)

Longest Game, Innings..... 18 (6/5/2001, at BOS 4, DET 3)

Tigers Best Record, Season Series..... .846 (1987)

Tigers Best Record, Season Series, Home..... 1.000 (Twice; last, 2007)

Tigers Best Record, Season Series, Road..... .818 (1922)

Tigers Worst Record, Season Series..... .077 (1996)

Tigers Worst Record, Season Series, Home .000 (Seven times; last, 2009)

Tigers Worst Record, Season Series, Road .000 (Seven times; last, 2011)

Note: Best/worst records determined by percentage

2011 SERIES SCORES

IN BOSTON (0-2)		IN DETROIT (1-3)	
5/18	L, 1-0	5/26	L, 14-1
5/19	L, 4-3	5/27	L, 6-3
		5/28	PPD., RAIN
		5/29	L, 4-3
			W, 3-0

YEAR-BY-YEAR SERIES RESULTS

(TIGERS WON-LOST SINCE BEGINNING OF DIVISIONAL PLAY)

Year	Home	Road	Total	Year	Home	Road	Total	Year	Home	Road	Total
1969	5-4	3-6	8-10	1984	3-4	3-3	6-7	1999	4-2	1-5	5-7
1970	6-3	3-6	9-9	1985	3-3	4-3	7-6	2000	2-4	3-3	5-7
1971	3-6	3-6	6-12	1986	3-4	3-3	6-7	2001	2-1	3-3	5-4
1972	6-2	3-3	9-5	1987	6-0	5-2	11-2	2002	2-4	2-1	4-5
1973	8-1	7-2	15-3	1988	4-3	3-3	7-6	2003	1-2	0-6	1-8
1974	3-6	4-5	7-11	1989	1-5	1-6	2-11	2004	1-2	0-4	1-6
1975	4-5	1-8	5-13	1990	4-3	1-5	5-8	2005	3-4	1-2	4-6
1976	0-9	4-5	4-14	1991	4-2	4-3	8-5	2006	1-2	2-1	3-3
1977	4-3	2-6	6-9	1992	6-1	3-3	9-4	2007	3-0	1-3	4-3
1978	3-5	0-7	3-12	1993	4-2	3-4	7-6	2008	1-3	1-2	2-5
1979	3-3	2-5	5-8	1994	2-1	0-3	2-4	2009	0-3	1-3	1-6
1980	4-3	1-5	5-8	1995	1-5	4-3	5-8	2010	2-1	1-2	3-3
1981	1-2	0-4	1-6	1996	0-7	1-5	1-12	2011	1-3	0-2	1-5
1982	4-3	1-5	5-8	1997	3-3	4-2	7-5				
1983	4-2	5-2	9-4	1998	2-3	3-2	5-5				



CHICAGO WHITE SOX

TEAM INFORMATION

Mailing Address..... U.S. Cellular Field
333 W. 35th Street
Chicago, IL 60616

2011 Record (Place)..... 79-83 (3rd in AL Central)

Senior Vice President/General Manager..... Ken Williams

Manager..... Robin Ventura

White Sox Record..... 0-0 (first season)

Career Record..... 0-0 (first season)

Vice President, Communications..... Scott Reifert

Office Number..... (312) 674-5302

Director, Media Relations..... Bob Beghtol

Office Number..... (312) 674-5303

Tigers vs. White Sox in 2011 (All-Time)..... 13-5 (1022-1001-15)

Tigers vs. White Sox in Chicago (All-Time)..... 6-3 (484-532-10)

Tigers vs. White Sox in Detroit (All-Time)..... 7-2 (539-469-5)

Tigers All-Time vs. White Sox at Comerica Park..... 48-60

SERIES RECORDS VS. WHITE SOX

Longest Winning Streak, Tigers..... 10 (6/26/1923-10/3/1923)

Longest Winning Streak, White Sox .. 10 (Twice; last, 4/18/2001-8/19/2001)

Largest Margin of Victory, Tigers... 16 (Twice; last 9/4/2011, at DET 18, CWS 2)

Largest Margin of Victory, White Sox... 17 (8/31/1926, CWS 19, at DET 2)

Most Runs Scored, Tigers..... 21 (7/11/1936 at CWS)

Most Runs Scored, White Sox..... 20 (9/9/1921 at CWS)

Most Runs Scored, by Both Teams..... 35 (9/9/1921 at CWS)

Longest Game, Innings..... 21 (5/24/1929, DET 6, at CWS 5)

Tigers Best Record, Season Series..... .833 (1980)

Tigers Best Record, Season Series, Home..... 1.000 (1978)

Tigers Best Record, Season Series, Road..... 1.000 (1981)

Tigers Worst Record, Season Series..... .136 (1920)

Tigers Worst Record, Season Series, Home..... .000 (Twice; last, 1992)

Tigers Worst Record, Season Series, Road..... .143 (1996)

Note: Best/worst records determined by percentage

2011 SERIES SCORES

IN CHICAGO (6-3)		IN DETROIT (7-2)	
6/3	L, 6-4	4/22	W, 9-3
6/4	W, 4-2	4/23	W, 9-0
6/5	W, 7-3	4/24	W, 3-0
7/25	L, 6-3	7/15	L, 8-2
7/26	W, 5-4	7/16	L, 5-0
7/27	L, 2-1	7/17	W, 4-3
9/12	W, 14-4	9/2	W, 8-1
9/13	W, 5-0	9/3	W, 9-8
9/14	W, 6-5 (10)	9/4	W, 18-2

YEAR-BY-YEAR SERIES RESULTS

(TIGERS WON-LOST SINCE BEGINNING OF DIVISIONAL PLAY)

Year	Home	Road	Total	Year	Home	Road	Total	Year	Home	Road	Total
1969	4-2	5-1	9-3	1984	5-1	3-3	8-4	1999	2-4	3-3	5-7
1970	2-4	4-2	6-6	1985	4-2	2-4	6-6	2000	2-4	1-5	3-9
1971	4-2	1-5	5-7	1986	3-3	3-3	6-6	2001	2-7	4-6	6-13
1972	4-2	3-3	7-5	1987	4-2	5-1	9-3	2002	4-5	3-7	7-12
1973	4-2	3-3	7-5	1988	5-1	4-2	9-3	2003	5-4	3-7	8-11
1974	3-3	2-4	5-7	1989	4-2	4-2	8-4	2004	7-3	4-5	11-8
1975	5-1	2-4	7-5	1990	2-4	5-1	7-5	2005	2-7	3-7	5-14
1976	4-2	2-4	6-6	1991	3-3	5-1	8-4	2006	4-6	3-6	7-12
1977	2-3	4-1	6-4	1992	0-5	2-5	2-10	2007	3-6	4-5	7-11
1978	5-0	4-2	9-2	1993	1-5	4-2	5-7	2008	4-5	2-7	6-12
1979	4-2	5-1	9-3	1994	3-3	1-5	4-8	2009	5-4	4-5	9-9
1980	5-1	5-1	10-2	1995	2-4	2-4	4-8	2010	4-5	6-3	10-8
1981	0-3	3-0	3-3	1996	2-4	1-6	3-10	2011	7-2	6-3	13-5
1982	1-5	2-4	3-9	1997	4-2	3-2	7-4				
1983	2-4	2-4	4-8	1998	3-3	3-3	6-6				

CLEVELAND INDIANS

TEAM INFORMATION

Mailing Address..... Progressive Field
2401 Ontario Street
Cleveland, OH 44115

2011 Record (Place)..... 80-82 (2nd in AL Central)

Executive Vice President, General Manager..... Chris Antonetti

Manager..... Manny Acta

Indians Record..... 149-175 (two seasons)

Career Record..... 307-427 (five seasons)

Director, Media Relations..... Bart Swain

Office Number..... (216) 420-4386

Coordinator, Media Relations..... Court Berry-Tripp

Office Number..... (216) 420-4391

Tigers vs. Indians in 2011 (All-Time)..... 12-6 (1063-1028-12)

Tigers vs. Indians in Cleveland (All-Time)..... 4-5 (483-567-7)

Tigers vs. Indians in Detroit (All-Time)..... 8-1 (580-461-5)

Tigers All-Time vs. Indians at Comerica Park..... 59-49

SERIES RECORDS VS. INDIANS

Longest Winning Streak, Tigers..... 10 (Twice; last, 8/11/2011-9/28/2011)

Longest Winning Streak, Indians..... 13 (5/14/1996-5/31/1997)

Largest Margin of Victory, Tigers.... 21 (9/15/1901, at DET 21, CLE 0, 8 inn.)

Largest Margin of Victory, Indians..... 14 (5/17/1902, at CLE 14, DET 0)

Most Runs Scored, Tigers..... 21 (9/15/1901 at DET)

Most Runs Scored, Indians..... 18 (4/28/1921 at CLE)

Most Runs Scored, by Both Teams..... 31 (7/13/1901 at DET)

Longest Game, Innings..... 19 (4/27/1984, CLE 8, at DET 4)

Tigers Best Record, Season Series..... .833 (1981)

Tigers Best Record, Season Series, Home..... 1.000 (1981)

Tigers Best Record, Season Series, Road..... .909 (1946)

Tigers Worst Record, Season Series..... .000 (1996)

Tigers Worst Record, Season Series, Home..... .000 (1996)

Tigers Worst Record, Season Series, Road... .000 (Three times; last, 1996)

Note: Best/worst records determined by percentage

2011 SERIES SCORES

IN CLEVELAND (4-5)		IN DETROIT (8-1)	
4/29	L, 9-5	6/14	W, 4-0
4/30	L, 3-2 (13)	6/15	L, 6-4
5/1	L, 5-4	6/16	W, 6-2
8/9	L, 3-2 (14)	8/19	W, 4-1
8/10	L, 10-3	8/20	W, 10-1
8/11	W, 4-3	8/21	W, 8-7
9/5	W, 4-2	9/26	W, 14-0
9/6	W, 10-1	9/27	W, 9-6
9/7	W, 8-6	9/28	W, 5-4

YEAR-BY-YEAR SERIES RESULTS

(TIGERS WON-LOST SINCE BEGINNING OF DIVISIONAL PLAY)

Year	Home	Road	Total	Year	Home	Road	Total	Year	Home	Road	Total
1969	5-4	6-3	11-7	1984	4-3	5-1	9-4	1999	3-4	2-4	5-8
1970	6-3	5-4	11-7	1985	6-1	2-4	8-5	2000	4-2	3-4	7-6
1971	7-2	5-4	12-6	1986	5-1	4-3	9-4	2001	4-6	2-7	6-13
1972	4-5	4-5	8-10	1987	6-1	3-3	9-4	2002	4-5	5-5	9-10
1973	4-5	5-4	9-9	1988	4-2	5-2	9-4	2003	4-6	3-6	7-12
1974	5-4	4-5	9-9	1989	6-1	2-4	8-5	2004	5-4	5-5	10-9
1975	4-5	2-7	6-12	1990	4-2	4-3	8-5	2005	1-8	5-4	6-12
1976	6-3	6-3	12-6	1991	6-1	0-6	6-7	2006	7-3	6-3	13-6
1977	5-3	2-5	7-8	1992	3-3	5-2	8-5	2007	3-6	3-6	6-12
1978	6-1	4-4	10-5	1993	4-3	3-3	7-6	2008	4-5	3-6	7-11
1979	4-2	2-4	6-6	1994	1-2	1-6	2-8	2009	7-2	7-2	14-4
1980	5-1	5-2	10-3	1995	3-4	0-6	3-10	2010	8-1	1-8	9-9
1981	3-0	2-1	5-1	1996	0-6	0-6	0-12	2011	8-1	4-5	12-6
1982	4-2	3-4	7-6	1997	3-2	2-4	5-6				
1983	6-1	2-4	8-5	1998	1-5	2-4	3-9				



AMERICAN LEAGUE OPPONENTS

KANSAS CITY ROYALS

TEAM INFORMATION

Mailing Address Kansas City Royals
 P.O. Box 419969
 Kansas City, MO 64141
 2011 Record (Place)..... 71-91 (4th in AL Central)
 Senior Vice President, Baseball Operations/General Manager..... Dayton Moore
 Manager Ned Yost
 Royals Record..... 126-163 (two seasons)
 Career Record 583-665 (eight seasons)
 Vice President, Communications & Broadcasting Mike Swanson
 Office Number (816) 504-4713
 Director, Media Relations David Holtzman
 Office Number (816) 504-4368
 Tigers vs. Royals in 2011 (All-Time)..... 11-7 (280-290)
 Tigers vs. Royals in Kansas City (All-Time)..... 6-3 (133-150)
 Tigers vs. Royals in Detroit (All-Time) 5-4 (147-140)
 Tigers All-Time vs. Royals at Comerica Park 55-53

SERIES RECORDS VS. ROYALS

Longest Winning Streak, Tigers 11 (4/3-7/15/2006)
 Longest Winning Streak, Royals..... 8 (9/26/2002-7/4/2003)
 Largest Margin of Victory, Tigers..... 17 (7/19/1991, DET 17, at KC 0)
 Largest Margin of Victory, Royals..... 21 (9/9/2004, KC 26, at DET 5)
 Most Runs Scored, Tigers 19 (7/21/2008 at KC)
 Most Runs Scored, Royals 26 (9/9/2004 at DET)
 Most Runs Scored, by Both Teams 31 (9/9/2004 at DET)
 Longest Game, Innings 16 (7/29/1995, at KC 5, DET 4)
 Tigers Best Record, Season Series..... 778 (2006)
 Tigers Best Record, Season Series, Home 1.000 (Twice; last, 1989)
 Tigers Best Record, Season Series, Road 1.000 (Twice; last, 2006)
 Tigers Worst Record, Season Series..... .167 (1980)
 Tigers Worst Record, Season Series, Home... .167 (Three times; last, 1984)
 Tigers Worst Record, Season Series, Road..... .000 (Twice; last, 1995)

Note: Best/worst records determined by percentage

2011 SERIES SCORES

IN KANSAS CITY (6-3)		IN DETROIT (5-4)	
7/7	W, 3-1	4/8	W, 5-2
7/8	W, 6-4	4/9	L, 3-1
7/9	L, 13-6	4/10	L, 9-5
7/10	W, 2-1	5/13	W, 3-1
8/5	W, 4-3 (10)	5/14	W, 3-0
8/6	W, 4-3	5/15	PPD., RAIN
8/7	L, 4-3	8/29	L, 9-5
9/20	L, 10-2	8/30	W, 2-1 (10)
9/21	W, 6-3	8/31	W, 5-4
		9/1	L, 11-8

YEAR-BY-YEAR SERIES RESULTS

(TIGERS WON-LOST SINCE BEGINNING OF DIVISIONAL PLAY)

Year	Home	Road	Total	Year	Home	Road	Total	Year	Home	Road	Total
1969	4-2	4-2	8-4	1984	1-5	6-0	7-5	1999	5-1	2-3	7-4
1970	2-4	4-2	6-6	1985	2-4	3-3	5-7	2000	2-4	3-3	5-7
1971	5-1	3-3	8-4	1986	3-3	2-4	5-7	2001	6-3	2-8	8-11
1972	4-2	3-3	7-5	1987	2-4	3-3	5-7	2002	7-3	2-7	9-10
1973	2-4	2-4	4-8	1988	6-0	2-4	8-4	2003	2-7	3-7	5-14
1974	3-3	4-2	7-5	1989	6-0	0-6	6-6	2004	5-5	3-6	8-11
1975	3-3	3-3	6-6	1990	3-3	2-4	5-7	2005	6-4	4-5	10-9
1976	2-4	2-4	4-8	1991	4-2	4-2	8-4	2006	5-4	9-0	14-4
1977	1-5	2-3	3-8	1992	4-2	3-3	7-5	2007	5-4	6-3	11-7
1978	3-2	1-4	4-6	1993	2-4	3-3	5-7	2008	2-7	5-4	7-11
1979	4-2	1-5	5-7	1994	2-4	2-4	4-8	2009	5-4	4-5	9-9
1980	1-5	1-5	2-10	1995	3-1	0-3	3-4	2010	5-4	5-4	10-8
1981	1-2	2-0	3-2	1996	2-4	4-2	6-6	2011	5-4	6-3	11-7
1982	4-2	2-4	6-6	1997	2-3	4-2	6-5				
1983	4-2	3-3	7-5	1998	2-4	4-2	6-6				

LOS ANGELES ANGELS

TEAM INFORMATION

Mailing Address Angel Stadium of Anaheim
 2000 Gene Autry Way
 Anaheim, CA 92806
 2011 Record (Place)..... 86-76 (2nd in AL West)
 General Manager..... Jerry Dipoto
 Manager Mike Scioscia
 Angels Record 1066-878 (12 seasons)
 Career Record 1066-878 (12 seasons)
 Vice President, Communications Tim Mead
 Office Number (714) 940-2003
 Communications Manager..... Eric Kay
 Office Number (714) 940-2173
 Tigers vs. Angels in 2011 (All-Time)..... 3-4 (311-287)
 Tigers vs. Angels in Los Angeles (All-Time) 1-2 (143-157)
 Tigers vs. Angels in Detroit (All-Time)..... 2-2 (168-130)
 Tigers All-Time vs. Angels at Comerica Park 22-28

SERIES RECORDS VS. ANGELS

Longest Winning Streak, Tigers 11 (6/17/1979-5/30/1980)
 Longest Winning Streak, Angels..... 14 (5/8/2002-8/23/2003)
 Largest Margin of Victory, Tigers..... 13 (5/12/1987, at DET 15, CAL 2)
 Largest Margin of Victory, Angels..... 14 (5/9/1981, at CAL 15, DET 1)
 Most Runs Scored, Tigers 15 (Three times; last, 5/12/1987 at DET)
 Most Runs Scored, Angels 15 (5/9/1981 at CAL)
 Most Runs Scored, by Both Teams 25 (8/29/1986 at CAL)
 Longest Game, Innings 16 (Twice; last, 7/22/1989, at CAL 5, DET 4)
 Tigers Best Record, Season Series..... 778 (1961)
 Tigers Best Record, Season Series, Home 889 (1961)
 Tigers Best Record, Season Series, Road 833 (Twice; last, 1984)
 Tigers Worst Record, Season Series..... .083 (1989)
 Tigers Worst Record, Season Series, Home000 (Twice; last, 2002)
 Tigers Worst Record, Season Series, Road..... .000 (Twice; last, 2003)

Note: Best/worst records determined by percentage

2011 SERIES SCORES

IN LOS ANGELES (1-2)		IN DETROIT (2-2)	
7/4	L, 5-1	7/28	L, 12-7
7/5	L, 1-0	7/29	W, 12-2
7/6	W, 5-4	7/30	L, 5-1
		7/31	W, 3-2

YEAR-BY-YEAR SERIES RESULTS

(TIGERS WON-LOST SINCE BEGINNING OF DIVISIONAL PLAY)

Year	Home	Road	Total	Year	Home	Road	Total	Year	Home	Road	Total
1969	5-1	2-4	7-5	1984	3-3	5-1	8-4	1999	3-3	2-2	5-5
1970	2-4	4-2	6-6	1985	2-4	2-4	4-8	2000	2-2	3-3	5-5
1971	4-2	2-4	6-6	1986	3-3	2-4	5-7	2001	3-3	1-2	4-5
1972	4-2	3-3	7-5	1987	5-1	4-2	9-3	2002	0-3	1-5	1-8
1973	3-3	2-4	5-7	1988	4-2	3-3	7-5	2003	1-3	0-3	1-6
1974	5-1	2-4	7-5	1989	1-5	0-6	1-11	2004	1-2	1-5	2-7
1975	2-3	3-3	5-6	1990	4-2	3-3	7-5	2005	1-2	3-4	4-6
1976	4-2	2-4	6-6	1991	4-2	3-3	7-5	2006	2-3	1-2	3-5
1977	2-3	4-1	6-4	1992	3-3	2-4	5-7	2007	2-1	1-4	3-5
1978	3-3	4-1	7-4	1993	4-2	4-2	8-4	2008	2-4	1-2	3-6
1979	4-2	4-2	8-4	1994	1-2	3-1	4-3	2009	2-1	3-3	5-4
1980	2-4	5-1	7-5	1995	0-4	2-2	2-6	2010	4-2	2-2	6-4
1981	2-1	1-2	3-3	1996	5-1	1-5	6-6	2011	2-2	1-2	3-4
1982	3-3	4-2	7-5	1997	5-1	1-4	6-5				
1983	4-2	4-2	8-4	1998	2-4	1-4	3-8				



MINNESOTA TWINS

TEAM INFORMATION

Mailing Address..... Target Field
 1 Twins Way
 Minneapolis, MN 55403
 2011 Record (Place)..... 63-99 (5th in AL Central)
 General Manager..... Terry Ryan
 Manager..... Ron Gardenhire
 Twins Record..... 866-755 (10 seasons)
 Career Record..... 866-755 (10 seasons)
 Director, Baseball Communications..... Mike Herman
 Office Number..... (612) 659-3471
 Senior Manager, Baseball Communications..... Dustin Morse
 Office Number..... (612) 659-3472
 Tigers vs. Twins in 2011 (All-Time)*..... 14-4 (1055-971-17)
 Tigers vs. Twins in Minnesota (All-Time)*..... 7-2 (492-519-9)
 Tigers vs. Twins in Detroit (All-Time)*..... 7-2 (563-452-8)
 Tigers All-Time vs. Twins at Comerica Park..... 55-52
 *All-time records include Washington Senators, 1901-60

SERIES RECORDS VS. TWINS

Longest Winning Streak, Tigers..... 11 (9/2/2010-7/22/2011)
 Longest Winning Streak, Twins..... 16 (5/6/2002-8/1/2003)
 Largest Margin of Victory, Tigers ... 17 (Twice; last, 4/29/2006, at DET 18, MIN 1)
 Largest Margin of Victory, Twins..... 16 (8/5/1929, at WAS 21, DET 5)
 Most Runs Scored, Tigers..... 19 (5/24/2008 at DET)
 Most Runs Scored, Twins..... 24 (4/24/1996 at DET)
 Most Runs Scored, by Both Teams..... 35 (4/24/1996 at DET)
 Longest Game, Innings..... 18 (Twice; last, 8/4/1918, at DET 7, WAS 6)
 Tigers Best Record, Season Series..... .818 (Twice; last, 1949)
 Tigers Best Record, Season Series, Home..... 1.000 (1981)
 Tigers Best Record, Season Series, Road..... .909 (1907)
 Tigers Worst Record, Season Series..... .083 (1988)
 Tigers Worst Record, Season Series, Home..... .167 (Six times; last, 1993)
 Tigers Worst Record, Season Series, Road..... .000 (1988)

Note: Best/worst records determined by percentage

2011 SERIES SCORES

IN MINNESOTA (7-2)		IN DETROIT (7-2)	
5/10	W, 10-2	5/30	W, 6-5
5/11	W, 9-7	5/31	W, 8-7
7/21	W, 6-2	6/1	W, 4-2
7/22	W, 8-2	8/15	L, 9-6
7/23	L, 4-1	8/16	W, 7-1
7/24	W, 5-2	8/17	L, 6-5
8/26	W, 8-1	9/9	W, 8-4
8/27	W, 6-4	9/10	W, 3-2
8/28	L, 11-4	9/11	W, 2-1

YEAR-BY-YEAR SERIES RESULTS

(TIGERS WON-LOST SINCE BEGINNING OF DIVISIONAL PLAY)

Year	Home	Road	Total	Year	Home	Road	Total	Year	Home	Road	Total
1969	3-3	3-3	6-6	1984	4-2	5-1	9-3	1999	2-4	4-2	6-6
1970	2-4	2-4	4-8	1985	1-5	2-4	3-9	2000	4-2	3-4	7-6
1971	4-2	2-4	6-6	1986	4-2	3-3	7-5	2001	3-7	1-8	4-15
1972	4-2	5-1	9-3	1987	4-2	4-2	8-4	2002	3-5	1-9	4-14
1973	2-4	3-3	5-7	1988	1-5	0-6	1-11	2003	3-7	1-8	4-15
1974	2-4	1-5	3-9	1989	3-3	2-4	5-7	2004	2-7	5-5	7-12
1975	1-5	3-3	4-8	1990	2-4	4-2	6-6	2005	6-4	2-7	8-11
1976	1-5	3-3	4-8	1991	3-3	1-5	4-8	2006	7-2	4-6	11-8
1977	3-2	2-3	5-5	1992	1-5	2-4	3-9	2007	4-5	8-1	12-6
1978	2-3	2-3	4-6	1993	1-5	5-1	6-6	2008	4-5	3-6	7-11
1979	2-4	2-4	4-8	1994	2-1	1-2	3-3	2009	5-4	2-8	7-12
1980	3-3	3-3	6-6	1995	3-3	4-2	7-5	2010	7-2	2-7	9-9
1981	6-0	3-3	9-3	1996	3-3	3-3	6-6	2011	7-2	7-2	14-4
1982	5-1	4-2	9-3	1997	3-2	1-5	4-7				
1983	5-1	4-2	9-3	1998	4-2	4-2	8-4				

NEW YORK YANKEES

TEAM INFORMATION

Mailing Address..... Yankee Stadium
 One East 161st Street
 Bronx, NY 10451
 2011 Record (Place)..... 97-65 (1st in AL East)
 Senior Vice President, General Manager..... Brian Cashman
 Manager..... Joe Girardi
 Yankees Record..... 384-264 (four seasons)
 Career Record..... 462-348 (five seasons)
 Director, Media Relations..... Jason Zillo
 Office Number..... (718) 579-4515
 Manager, Media Relations..... Jason Latimer
 Office Number..... (718) 579-4519
 Tigers vs. Yankees in 2011 (All-Time)*..... 4-3 (927-1042-10)
 Tigers vs. Yankees in New York (All-Time)*..... 1-2 (414-570-4)
 Tigers vs. Yankees in Detroit (All-Time)*..... 3-1 (513-472-6)
 Tigers All-Time vs. Yankees at Comerica Park..... 25-22
 *All-time records include Baltimore Orioles, 1901-02

SERIES RECORDS VS. YANKEES

Longest Winning Streak, Tigers..... 12 (6/10/1908-8/18/1908)
 Longest Winning Streak, Yankees..... 11 (7/12/1942-9/17/1942)
 Largest Margin of Victory, Tigers..... 18 (6/17/1925, DET 19, at NYY 1)
 Largest Margin of Victory, Yankees..... 20 (5/2/1939, NYY 22, at DET 2)
 Most Runs Scored, Tigers..... 19 (Twice; last, 9/29/1928 at DET)
 Most Runs Scored, Yankees..... 22 (5/2/1939 at DET)
 Most Runs Scored, by Both Teams..... 30 (Twice; last, 8/14/1929 at DET)
 Longest Game, Innings..... 22 (6/24/1962, NYY 9, at DET 7)
 Tigers Best Record, Season Series..... .773 (1915)
 Tigers Best Record, Season Series, Home..... 1.000 (1988)
 Tigers Best Record, Season Series, Road..... 1.000 (2008)
 Tigers Worst Record, Season Series..... .111 (2002)
 Tigers Worst Record, Season Series, Home..... .000 (Twice; last, 2002)
 Tigers Worst Record, Season Series, Road..... .000 (Five times; last, 2009)

Note: Best/worst records determined by percentage

2011 SERIES SCORES

IN NEW YORK (1-2)		IN DETROIT (3-1)	
3/31	L, 6-3	5/2	L, 5-3
4/2	L, 10-6	5/3	W, 4-2
4/3	W, 10-7	5/4	W, 4-0
		5/5	W, 6-3

YEAR-BY-YEAR SERIES RESULTS

(TIGERS WON-LOST SINCE BEGINNING OF DIVISIONAL PLAY)

Year	Home	Road	Total	Year	Home	Road	Total	Year	Home	Road	Total
1969	5-4	5-4	10-8	1984	4-2	3-4	7-6	1999	4-2	1-5	5-7
1970	5-4	2-7	7-11	1985	6-1	3-2	9-3	2000	5-1	3-3	8-4
1971	6-3	4-5	10-8	1986	3-3	3-4	6-7	2001	4-2	0-3	4-5
1972	3-4	4-5	7-9	1987	4-3	1-5	5-8	2002	0-3	1-5	1-8
1973	5-4	2-7	7-11	1988	6-0	2-5	8-5	2003	1-2	0-3	1-5
1974	5-4	6-3	11-7	1989	5-2	1-5	6-7	2004	2-2	2-1	4-3
1975	2-7	4-5	6-12	1990	3-3	4-3	7-6	2005	1-2	0-3	1-5
1976	4-4	5-4	9-8	1991	5-2	3-3	8-5	2006	1-3	1-2	2-5
1977	2-6	4-3	6-9	1992	2-4	3-4	5-8	2007	3-1	1-3	4-4
1978	2-5	2-6	4-11	1993	3-4	1-5	4-9	2008	1-2	3-0	4-2
1979	4-3	3-3	7-6	1994	1-2	2-1	3-3	2009	1-2	0-3	1-5
1980	3-3	2-5	5-8	1995	3-4	2-4	5-8	2010	3-1	1-3	4-4
1981	3-4	0-3	3-7	1996	2-4	3-4	5-8	2011	3-1	1-2	4-3
1982	4-2	4-3	8-5	1997	0-6	2-4	2-10				
1983	2-5	3-3	5-8	1998	2-3	1-5	3-8				

2012 OPPONENTS



AMERICAN LEAGUE OPPONENTS

OAKLAND ATHLETICS

TEAM INFORMATION

Mailing Address Oakland-Alameda County Coliseum
 7000 Coliseum Way
 Oakland, CA 94621

2011 Record (Place) 74-88 (3rd in AL West)

Vice President & General Manager Billy Beane

Manager Bob Melvin

Athletics Record 47-52 (one season)

Career Record 540-560 (eight seasons)

Director, Public Relations Bob Rose

Office Number (510) 563-2380

Manager, Baseball Information Mike Selleck

Office Number (510) 563-2233

Tigers vs. Athletics in 2011 (All-Time)* 5-5 (981-904-14)

Tigers vs. Athletics in Oakland (All-Time)* 4-4 (431-508-9)

Tigers vs. Athletics in Detroit (All-Time)* 1-1 (550-396-5)

Tigers All-Time vs. Athletics at Comerica Park 19-26

*All-time records include Philadelphia A's, 1901-54 and Kansas City A's, 1955-67

SERIES RECORDS VS. ATHLETICS

Longest Winning Streak, Tigers . 10 (Four times; last, 5/5/1946-7/20/1946)

Longest Winning Streak, Athletics 11 (8/10/1902-9/4/1902)

Largest Margin of Victory, Tigers 19 (7/17/1908, DET 21, at PHI 2)

Largest Margin of Victory, Athletics 22 (5/18/1912, at PHI 24, DET 2)

Most Runs Scored, Tigers 21 (7/17/1908 at PHI)

Most Runs Scored, Athletics 24 (5/18/1912 at PHI)

Most Runs Scored, by Both Teams 31 (7/23/1961 at KC)

Longest Game, Innings 24 (7/21/1945, DET 1, at PHI 1)

Tigers Best Record, Season Series818 (1916)

Tigers Best Record, Season Series, Home 1.000 (Twice; last, 2009)

Tigers Best Record, Season Series, Road 1.000 (2010)

Tigers Worst Record, Season Series143 (Twice; last, 2002)

Tigers Worst Record, Season Series, Home000 (Twice; last, 2002)

Tigers Worst Record, Season Series, Road000 (Five times; last, 2008)

Note: Best/worst records determined by percentage

2011 SERIES SCORES

IN OAKLAND (4-4)		IN DETROIT (1-1)	
4/14	W, 3-0	7/19	W, 8-3
4/15	W, 8-4 (10)	7/20	L, 7-5
4/16	L, 6-2		
4/17	L, 5-1		
9/15	L, 6-1		
9/16	W, 3-1		
9/17	L, 5-3		
9/18	W, 3-0		

YEAR-BY-YEAR SERIES RESULTS

(TIGERS WON-LOST SINCE BEGINNING OF DIVISIONAL PLAY)

Year	Home	Road	Total	Year	Home	Road	Total	Year	Home	Road	Total
1969	4-2	3-3	7-5	1984	6-0	3-3	9-3	1999	2-4	2-2	4-6
1970	3-3	3-3	6-6	1985	4-2	4-2	8-4	2000	3-1	3-3	6-4
1971	2-4	2-4	4-8	1986	4-2	2-4	6-6	2001	0-4	1-2	1-6
1972	2-4	2-4	4-8	1987	3-3	2-4	5-7	2002	0-3	1-3	1-6
1973	5-1	2-4	7-5	1988	2-4	2-4	4-8	2003	2-4	1-2	3-6
1974	2-4	3-3	5-7	1989	2-4	2-4	4-8	2004	1-2	3-3	4-5
1975	2-4	4-2	6-6	1990	4-2	2-4	6-6	2005	1-2	0-3	1-5
1976	4-2	2-4	6-6	1991	2-4	2-4	4-8	2006	2-1	3-3	5-4
1977	3-2	2-3	5-5	1992	4-2	2-4	6-6	2007	2-2	2-4	4-6
1978	3-2	3-2	6-4	1993	5-1	3-3	8-4	2008	3-3	0-3	3-6
1979	3-3	4-2	7-5	1994	5-1	0-3	5-4	2009	3-0	2-4	5-4
1980	4-2	2-4	6-6	1995	2-1	0-2	2-3	2010	1-3	2-0	3-3
1981	0-0	1-2	1-2	1996	1-5	3-3	4-8	2011	1-1	4-4	5-5
1982	5-1	4-2	9-3	1997	4-2	3-2	7-4				
1983	4-2	2-4	6-6	1998	4-1	3-3	7-4				

SEATTLE MARINERS

TEAM INFORMATION

Mailing Address Seattle Mariners
 P.O. Box 4100
 Seattle, WA 98194

2011 Record (Place) 67-95 (4th in AL West)

Executive Vice President, Baseball Operations & General Manager Jack Zduriencik

Manager Eric Wedge

Mariners Record 67-95 (one season)

Career Record 628-668 (eight seasons)

Director, Baseball Information Tim Hevly

Office Number (206) 346-4402

Manager, Baseball Information Jeff Evans

Office Number (206) 346-4403

Tigers vs. Mariners in 2011 (All-Time) 4-6 (197-167-1)

Tigers vs. Mariners in Seattle (All-Time) 2-1 (86-94)

Tigers vs. Mariners in Detroit (All-Time) 2-5 (111-73-1)

Tigers All-Time vs. Mariners at Comerica Park 29-27

SERIES RECORDS VS. MARINERS

Longest Winning Streak, Tigers 11 (6/3/1980-5/1/1981)

Longest Winning Streak, Mariners 8 (4/27/2003-4/30/2004)

Largest Margin of Victory, Tigers 17 (4/17/1993, at DET 20, SEA 3)

Largest Margin of Victory, Mariners 16 (4/29/1999, at SEA 22, DET 6)

Most Runs Scored, Tigers 20 (4/17/1993 at DET)

Most Runs Scored, Mariners 22 (4/29/1999 at SEA)

Most Runs Scored, by Both Teams 28 (4/29/1999 at SEA)

Longest Game, Innings 16 (5/16/1978, at DET 4, SEA 2)

Tigers Best Record, Season Series833 (Twice; last, 1981)

Tigers Best Record, Season Series, Home 1.000 (Five times; last, 2008)

Tigers Best Record, Season Series, Road 1.000 (2000)

Tigers Worst Record, Season Series111 (2003)

Tigers Worst Record, Season Series, Home000 (2003)

Tigers Worst Record, Season Series, Road000 (2002)

Note: Best/worst records determined by percentage

2011 SERIES SCORES

IN SEATTLE (2-1)		IN DETROIT (2-5)	
4/18	W, 8-3	4/26	L, 7-3
4/19	L, 13-3	4/27	L, 10-1
4/20	W, 3-2	4/28	L, 7-2
		6/9	W, 4-1
		6/10	L, 3-2
		6/11	W, 8-1
		6/12	L, 7-3

YEAR-BY-YEAR SERIES RESULTS

(TIGERS WON-LOST SINCE BEGINNING OF DIVISIONAL PLAY)

Year	Home	Road	Total	Year	Home	Road	Total	Year	Home	Road	Total
1977	1-4	4-2	5-6	1990	3-3	4-2	7-5	2003	0-3	1-5	1-8
1978	5-0	3-2	8-2	1991	5-1	3-3	8-4	2004	3-3	2-1	5-4
1979	4-2	3-3	7-5	1992	4-2	5-1	9-3	2005	4-2	1-2	5-4
1980	6-0-1	4-2	10-2-1	1993	5-1	2-4	7-5	2006	1-2	5-1	6-3
1981	2-0	3-1	5-1	1994	5-1	1-2	6-3	2007	4-2	2-2	6-4
1982	4-2	2-4	6-6	1995	4-0	1-5	5-5	2008	3-0	4-3	7-3
1983	5-1	3-3	8-4	1996	4-2	2-4	6-6	2009	3-3	2-1	5-4
1984	5-1	1-5	6-6	1997	1-5	3-2	4-7	2010	2-1	1-4	3-5
1985	1-5	4-2	5-7	1998	1-5	2-3	3-8	2011	2-5	2-1	4-6
1986	4-2	2-4	6-6	1999	1-3	2-4	3-7				
1987	4-2	3-3	7-5	2000	4-2	3-0	7-2				
1988	5-1	4-2	9-3	2001	1-2	1-3	2-5				
1989	3-3	1-5	4-8	2002	2-2	0-3	2-5				



TAMPA BAY RAYS

TEAM INFORMATION

Mailing Address Tropicana Field
 One Tropicana Drive
 St. Petersburg, FL 33705
 2011 Record (Place) 91-71 (2nd in AL East)
 Executive Vice President of Baseball Operations Andrew Friedman
 Manager Joe Maddon
 Rays Record 495-477 (six seasons)
 Career Record 495-477 (six seasons)
 Vice President of Communications Rick Vaughn
 Office Number (727) 825-3242
 Director of Communications Dave Haller
 Office Number (727) 825-3485
 Tigers vs. Rays in 2011 (All-Time) 6-1 (52-51)
 Tigers vs. Rays in Tampa Bay (All-Time) 3-1 (25-27)
 Tigers vs. Rays in Detroit (All-Time) 3-0 (27-24)
 Tigers All-Time vs. Rays at Comerica Park 24-19

SERIES RECORDS VS. RAYS

Longest Winning Streak, Tigers 6 (8/11/2010-8/23/2011)
 Longest Winning Streak, Rays 6 (7/26/2010-8/10/2010)
 Largest Margin of Victory, Tigers 16 (5/18/2001, DET 18, at TB 2)
 Largest Margin of Victory, Rays 8 (Three times; last, 5/20/2001, at TB 10, DET 2)
 Most Runs Scored, Tigers 18 (5/18/2001 at TB)
 Most Runs Scored, Rays 14 (5/3/1999 at TB)
 Most Runs Scored, by Both Teams 20 (Twice; last, 5/18/2001 at TB)
 Longest Game, Innings 13 (6/12/2006, at DET 4, TB 3)
 Tigers Best Record, Season Series857 (2011)
 Tigers Best Record, Season Series, Home 1.000 (2011)
 Tigers Best Record, Season Series, Road 1.000 (2009)
 Tigers Worst Record, Season Series143 (2010)
 Tigers Worst Record, Season Series, Home333 (Five times; last, 2010)
 Tigers Worst Record, Season Series, Road000 (Three times; last, 2010)

Note: Best/worst records determined by percentage

2011 SERIES SCORES

IN TAMPA BAY (3-1)		IN DETROIT (3-0)	
8/22	W, 5-2	5/23	W, 6-3
8/23	W, 2-1	5/24	W, 7-6
8/24	L, 3-2 (10)	5/25	PPD., RAIN
8/25	W, 2-0	6/13	W, 2-1 (10)

YEAR-BY-YEAR SERIES RESULTS

(TIGERS WON-LOST SINCE BEGINNING OF DIVISIONAL PLAY)

Year	Home	Road	Total	Year	Home	Road	Total	Year	Home	Road	Total
1998	2-3	3-3	5-6	2003	1-2	1-2	2-4	2008	3-1	0-3	3-4
1999	1-2	3-3	4-5	2004	1-2	2-1	3-3	2009	2-2	3-0	5-2
2000	2-4	2-1	4-5	2005	2-1	3-1	5-2	2010	1-2	0-4	1-6
2001	2-1	2-1	4-2	2006	3-1	2-2	5-3	2011	3-0	3-1	6-1
2002	2-1	0-3	2-4	2007	2-2	1-2	3-4				

TEXAS RANGERS

TEAM INFORMATION

Mailing Address Rangers Ballpark in Arlington
 1000 Ballpark Way, Suite 400
 Arlington, TX 76011
 2011 Record (Place) 96-66 (1st in AL West)
 General Manager Jon Daniels
 Manager Ron Washington
 Rangers Record 427-383 (five seasons)
 Career Record 427-383 (five seasons)
 Executive Vice President, Communications John Blake
 Office Number (817) 273-5208
 Senior Director, Baseball Media Relations Rich Rice
 Office Number (817) 273-5204
 Tigers vs. Rangers in 2011 (All-Time)* 6-3 (344-288)
 Tigers vs. Rangers in Texas (All-Time)* 2-1 (161-152)
 Tigers vs. Rangers in Detroit (All-Time)* 4-2 (183-136)
 Tigers All-Time vs. Rangers at Comerica Park 34-23
 *All-time records include Washington Senators, 1961-71

SERIES RECORDS VS. RANGERS

Longest Winning Streak, Tigers 9 (7/3-9/12/1964)
 Longest Winning Streak, Rangers 7 (Twice; last, 8/9/1980-5/18/1981)
 Largest Margin of Victory, Tigers 13 (Five times; last, 4/10/2009, at DET 15, TEX 2)
 Largest Margin of Victory, Rangers 13 (5/3/1977, TEX 13, at DET 0)
 Most Runs Scored, Tigers 19 (Twice; last, 4/23/2008 at DET)
 Most Runs Scored, Rangers 16 (Three times; last, 5/8/2004 at TEX, 10 inn.)
 Most Runs Scored, by Both Teams 31 (5/8/2004 at TEX, 10 inn.)
 Longest Game, Innings 16 (8/18/2003, TEX 4, at DET 2)
 Tigers Best Record, Season Series889 (2001)
 Tigers Best Record, Season Series, Home 1.000 (Four times; last, 2009)
 Tigers Best Record, Season Series, Road 1.000 (1992)
 Tigers Worst Record, Season Series083 (1975)
 Tigers Worst Record, Season Series, Home000 (Twice; last, 2003)
 Tigers Worst Record, Season Series, Road000 (2002)

Note: Best/worst records determined by percentage

2011 SERIES SCORES

IN TEXAS (2-1)		IN DETROIT (4-2)	
6/6	W, 13-7	4/11	L, 2-0
6/7	W, 8-1	4/12	W, 5-4
6/8	L, 7-3	4/13	W, 3-2
		8/2	W, 6-5
		8/3	W, 5-4
		8/4	L, 5-2

YEAR-BY-YEAR SERIES RESULTS

(TIGERS WON-LOST SINCE BEGINNING OF DIVISIONAL PLAY)

Year	Home	Road	Total	Year	Home	Road	Total	Year	Home	Road	Total
1969	2-7	5-4	7-11	1984	6-0	4-2	10-2	1999	3-1	2-4	5-5
1970	3-6	6-3	9-9	1985	3-3	4-2	7-5	2000	3-3	2-2	5-5
1971	8-1	6-3	14-4	1986	5-1	2-4	7-5	2001	3-0	5-1	8-1
1972	5-1	5-1	10-2	1987	5-1	3-3	8-4	2002	5-1	0-3	5-4
1973	4-2	1-5	5-7	1988	4-2	4-2	8-4	2003	0-3	1-3	1-6
1974	3-3	2-4	5-7	1989	2-4	2-4	4-8	2004	2-4	2-1	4-5
1975	0-6	1-5	1-11	1990	2-4	4-2	6-6	2005	2-1	2-1	4-2
1976	3-3	2-4	5-7	1991	5-1	1-5	6-6	2006	2-4	3-1	5-5
1977	1-4	1-4	2-8	1992	2-4	6-0	8-4	2007	3-3	2-1	5-4
1978	3-2	4-1	7-3	1993	3-3	3-3	6-6	2008	3-0	3-3	6-3
1979	4-2	2-4	6-6	1994	4-2	1-5	5-7	2009	6-0	1-2	7-2
1980	1-5	3-3	4-8	1995	2-4	2-4	4-8	2010	1-2	2-4	3-6
1981	5-1	4-2	9-3	1996	3-4	1-5	4-9	2011	4-2	2-1	6-3
1982	5-1	3-3	8-4	1997	4-1	3-3	7-4				
1983	4-2	4-2	8-4	1998	2-3	1-5	3-8				

2012 OPPONENTS

PRE-GAME WORKOUT SCHEDULE

(subject to change)

1:05 p.m. starts

10:55-11:40 Tigers Batting
 11:40-12:20 Visitors Batting
 Before Tigers BP Tigers Infield
 12:20-12:30 Visitors Infield

7:05 p.m. starts

4:55-5:40 Tigers Batting
 5:40-6:20 Visitors Batting
 Before Tigers BP Tigers Infield
 6:20-6:30 Visitors Infield



AMERICAN LEAGUE OPPONENTS

TORONTO BLUE JAYS

TEAM INFORMATION

Mailing Address Rogers Centre
 1 Blue Jays Way, Suite 3200
 Toronto, ON M5V1J1

2011 Record (Place) 81-81 (4th in AL East)

Senior Vice President, Baseball Operations and General Manager..... Alex Anthopoulos

Manager John Farrell

Blue Jays Record 81-81 (one season)

Career Record 81-81 (one season)

Vice President, Communications Jay Stenhouse

Office Number (416) 341-1248

Manager, Baseball Information Mal Romanin

Office Number (416) 341-1249

Tigers vs. Blue Jays in 2011 (All-Time)..... 4-2 (175-206)

Tigers vs. Blue Jays in Toronto (All-Time) 3-1 (82-109)

Tigers vs. Blue Jays in Detroit (All-Time)..... 1-1 (93-97)

Tigers All-Time vs. Blue Jays at Comerica Park 18-26

SERIES RECORDS VS. BLUE JAYS

Longest Winning Streak, Tigers 6 (9/24/1980-4/11/1981)

Longest Winning Streak, Blue Jays 9 (6/11/1989-9/25/1989)

Largest Margin of Victory, Tigers 13 (6/13/2000, at DET 16, TOR 3)

Largest Margin of Victory, Blue Jays 15 (7/6/1996, TOR 15, at DET 0)

Most Runs Scored, Tigers 18 (6/20/2000 at TOR)

Most Runs Scored, Blue Jays 15 (Twice; last, 7/6/1996 at DET)

Most Runs Scored by Both Teams 26 (8/6/1992 at DET)

Longest Game, Innings 14 (Three times; last, 8/8/1991, DET 4, at TOR 0)

Tigers Best Record, Season Series692 (1979, 1980)

Tigers Best Record, Season Series, Home 1.000 (Twice; last, 2005)

Tigers Best Record, Season Series, Road 1.000 (2004)

Tigers Worst Record, Season Series000 (2002)

Tigers Worst Record, Season Series, Home000 (2002)

Tigers Worst Record, Season Series, Road000 (Twice; last, 2003)

Note: Best/worst records determined by percentage

2011 SERIES SCORES

	IN TORONTO (3-1)	IN DETROIT (1-1)
5/6	L, 7-4	5/16 L, 4-2
5/7	W, 9-0	5/17 PPD., RAIN
5/8	W, 5-2	6/27 W, 4-2
5/9	W, 10-5	

YEAR-BY-YEAR SERIES RESULTS

(TIGERS WON-LOST SINCE BEGINNING OF DIVISIONAL PLAY)

Year	Home	Road	Total	Year	Home	Road	Total	Year	Home	Road	Total
1977	7-0	3-5	10-5	1989	1-5	1-6	2-11	2001	1-2	1-2	2-4
1978	4-4	5-2	9-6	1990	3-4	2-4	5-8	2002	0-3	0-3	0-6
1979	3-3	6-1	9-4	1991	3-3	2-5	5-8	2003	2-4	0-3	2-7
1980	4-3	5-1	9-4	1992	3-4	2-4	5-8	2004	1-2	3-0	4-2
1981	3-3	3-1	6-4	1993	3-3	3-4	6-7	2005	3-0	1-3	4-3
1982	4-3	2-4	6-7	1994	2-1	3-3	5-4	2006	1-2	2-1	3-3
1983	3-3	3-4	6-7	1995	3-3	4-3	7-6	2007	2-1	2-2	4-3
1984	4-3	4-2	8-5	1996	3-4	3-3	6-7	2008	1-3	2-2	3-5
1985	4-2	2-5	6-7	1997	4-2	2-4	6-6	2009	2-2	1-3	3-5
1986	2-5	2-4	4-9	1998	4-2	1-4	5-6	2010	2-2	2-2	4-4
1987	4-2	3-4	7-6	1999	1-5	1-5	2-10	2011	1-1	3-1	4-2
1988	3-4	2-4	5-8	2000	2-4	1-5	3-9				

TIGERS FIRST-ROUND PICKS IN THE FIRST-YEAR PLAYER DRAFT (1965-2011)

(Name in bold, January draft; following name, June draft)

Year	Player, Pos.	Selection	Year	Player, Pos.	Selection
1965	Gene Lamont, C	13th	1984	Chuck McHugh, P	26th
1966	Tim Lincecum, P	13th		Rob Souza, P	52nd
	Rick Konik, INF	14th	1985	Ken Williams, P	26th
1967	James Carter, INF	16th		Randy Nosek, P	26th
	Jim Foor, P	15th	1986	Jeff Cesari, P	17th
1968	James Carter, INF	17th		Phil Clark, C	18th
	Bob Robinson, OF	18th	1987	Bill Henderson, C	21st
1969	Ralph Edwards, INF	20th		Steve Pegues, OF	21st
	Jim Baxley, INF	19th	1988	Rico Brogna, INF	26th
1970	Jim Steele, INF	19th	1989	Greg Gohr, P	21st
	Terry Mappin, C	20th	1990	Tony Clark, INF	2nd
1971	Jim Cates, INF	12th	1991	Justin Thompson, P	32nd
	Tom Veryzer, INF	11th	1992	Rick Greene, P	16th
1972	Al Callis, P	19th	1993	Matt Brunson, INF	9th
	Jerry Manuel, INF	20th	1994	Cade Gaspar, P	18th
1973	Steve Trelia, P	20th	1995	Mike Drumright, P	11th
	Charley Bates, INF	19th	1996	Seth Greisinger, P	6th
1974	Randall Nall, OF	15th	1997	Matt Anderson, P	1st
	Lance Parrish, C	16th	1998	Jeff Weaver, P	14th
1975	Tom Brookens, INF	4th		Nate Cornejo, P	34th
	Les Filkins, OF	3rd	1999	Eric Munson, C	3rd
1976	Steve Kemp, OF	1st	2000	Matt Wheatland, P	8th
	Pat Underwood, P	2nd	2001	Kenny Baugh, P	11th
1977	Kevin Richards, P	5th		Michael Woods, INF	32nd
	Ray Hampton, OF	6th	2002	Scott Moore, INF	8th
1978	Chris Codioli, P	11th	2003	Kyle Sleeth, P	3rd
	Kirk Gibson, OF	12th	2004	Justin Verlander, P	2nd
1979	Mike Camp, P	14th	2005	Cameron Maybin, OF	10th
	Rick Leach, INF	13th	2006	Andrew Miller, P	6th
	Chris Baker, OF	23rd	2007	Rick Porcello, P	27th
1980	Mike Laga, INF	17th		Brandon Hamilton, P	60th
	Glenn Wilson, OF	18th	2008	Ryan Perry, P	21st
1981	Jeff Rutledge, INF	18th	2009	Jacob Turner, P	9th
	Ricky Barlow, P	17th	2010	Nick Castellanos, INF	44th
1982	Thor Edgell, P	19th		Chance Ruffin, P	48th
	Richard Monteleone, P	20th	2011	No Selection	
1983	Jon Leake, INF	16th			
	Wayne Dotson, P	15th			



CHICAGO CUBS

TEAM INFORMATION

Mailing Address Wrigley Field
 1060 W. Addison St.
 Chicago, IL 60613

2011 Record (Place) 71-91 (5th in NL Central)

President, Baseball Operations Theo Epstein

Manager Dale Sveum

Cubs Record 0-0 (first season)

Career Record 0-0 (first season)

Director, Media Relations Peter Chase

Office Number (773) 404-4020

Assistant Director, Media Relations Jason Carr

Office Number (773) 404-4023

Tigers vs. Cubs in 2011 (All-Time) DNP (11-3)

Tigers vs. Cubs in Chicago (All-Time) DNP (5-1)

Tigers vs. Cubs in Detroit (All-Time) DNP (6-2)

Tigers All-Time vs. Cubs at Comerica Park 4-2

SERIES RECORDS VS. CUBS

Longest Winning Streak, Tigers 7 (7/8/2001-6/25/2009)

Longest Winning Streak, Cubs 2 (7/6-7/7/2001)

Largest Margin of Victory, Tigers 9 (6/18/2006, DET 12, at CHC 3)

Largest Margin of Victory, Cubs 6 (7/6/2001, CHC 15, at DET 9)

Most Runs Scored, Tigers 12 (6/18/2006 at CHC)

Most Runs Scored, Cubs 15 (7/6/2001 at DET)

Most Runs Scored by Both Teams 24 (7/6/2001 at CHC)

Longest Game, Innings 12 (6/4/2000, DET 3, at CHC 2)

Tigers Best Record, Season Series 1.000 (Three times; last, 2009)

Tigers Best Record, Season Series, Home 1.000 (Twice; last, 2009)

Tigers Best Record, Season Series, Road 1.000 (2006)

Tigers Worst Record, Season Series333 (2001)

Tigers Worst Record, Season Series, Home333 (2001)

Tigers Worst Record, Season Series, Road667 (2000)

Note: Best/worst records determined by percentage

2011 SERIES SCORES

TEAMS DID NOT PLAY IN 2011

YEAR-BY-YEAR SERIES RESULTS

(TIGERS WON-LOST SINCE BEGINNING OF DIVISIONAL PLAY)

Year	Home	Road	Total	Year	Home	Road	Total	Year	Home	Road	Total
1998	2-0	0-0	2-0	2001	1-2	0-0	1-2	2009	3-0	0-0	3-0
2000	0-0	2-1	2-1	2006	0-0	3-0	3-0				

CINCINNATI REDS

TEAM INFORMATION

Mailing Address Great American Ball Park
 100 Joe Nuxhall Way
 Cincinnati, OH 45202

2011 Record (Place) 79-83 (3rd in NL Central)

President of Baseball Operations and General Manager Walt Jocketty

Manager Dusty Baker

Reds Record 322-326 (four seasons)

Career Record 1484-1367 (18 seasons)

Director, Media Relations Rob Butcher

Office Number (513) 765-7090

Assistant Director, Media Relations Larry Herms

Office Number (513) 765-7092

Tigers vs. Reds in 2011 (All-Time) DNP (8-7)

Tigers vs. Reds in Cincinnati (All-Time) DNP (4-2)

Tigers vs. Reds in Detroit (All-Time) DNP (4-5)

Tigers All-Time vs. Cincinnati at Comerica Park 4-2

SERIES RECORDS VS. REDS

Longest Winning Streak, Tigers 2 (Three times; last, 5/20-5/21/2006)

Longest Winning Streak, Reds 3 (6/26-6/28/1998)

Largest Margin of Victory, Tigers 4 (7/16/2000, at DET 6, CIN 2)

Largest Margin of Victory, Reds 8 (7/16/2001, at CIN 9, DET 1)

Most Runs Scored, Tigers 9 (7/18/1999 at CIN)

Most Runs Scored, Reds 9 (Twice; last, 5/19/2006 at DET)

Most Runs Scored by Both Teams 17 (7/18/1999 at CIN)

Longest Game, Innings 9 (15 times; last, 5/21/2006, at DET 1, CIN 0)

Tigers Best Record, Season Series667 (Four times; last, 2006)

Tigers Best Record, Season Series, Home667 (Twice; last, 2006)

Tigers Best Record, Season Series, Road667 (Twice; last, 2001)

Tigers Worst Record, Season Series000 (1998)

Tigers Worst Record, Season Series, Home000 (1998)

Tigers Worst Record, Season Series, Road667 (Twice; last, 2001)

Note: Best/worst records determined by percentage

2011 SERIES SCORES

TEAMS DID NOT PLAY IN 2011

YEAR-BY-YEAR SERIES RESULTS

(TIGERS WON-LOST SINCE BEGINNING OF DIVISIONAL PLAY)

Year	Home	Road	Total	Year	Home	Road	Total	Year	Home	Road	Total
1998	0-3	0-0	0-3	2000	2-1	0-0	2-1	2006	2-1	0-0	2-1
1999	0-0	2-1	2-1	2001	0-0	2-1	2-1				

STARS AMONG STARS

Led by Al Kaline's club-record 18 All-Star Game selections, 28 Tigers have been named to three-or-more All-Star squads during their Detroit careers (two games, 1959-62).

No.	Name	Years selected
18	Kaline	55-56-57-58-59 ¹ -59 ² -60 ¹ -60 ² -61 ¹ -61 ² -62 ² -63-64-65-66-67-71-74
11	Freehan	64-65-66-67-68-69-70-71-72-73-75
8	Kuenn	53-54-55-56-57-58-59 ¹ -59 ²
7	Bunning	57-59 ¹ -61 ¹ -61 ² -62 ¹ -62 ² -63
6	Bridges	34-35-36-37-38-40
	Gehring	33-34-35-36-37-38
	Newhouser	42-43-44-46-47-48
	Parrish	80-82-83-84-85-86
	Trammell	80-84-85-87-88-90
5	Cash	61 ¹ -61 ² -66-71-72
	Greenberg	37-38-39-40-45
	Kell	47-48-49-50-51
	Whitaker	83-84-84-86-87

No.	Name	Years selected
5	York	38-41-42-43-44
4	Colavito	61 ¹ -61 ² -62 ¹ -62 ²
	Fryman	92-93-94-96
	Horton	65-68-70-73
	Morris	81-84-85-86
	Rodriguez	2004-05-06-07
	Verlander	2007-09-10-11
3	Fielder	90-91-93
	Guillen	2004-07-08
	Hernandez	84-85-86
	Lary	60 ¹ -60 ² -61 ¹
	Lolich	69-71-72
	McAuliffe	65-66-67
	McLain	66-68-69
	Wertz	49-51-52



NATIONAL LEAGUE OPPONENTS

COLORADO ROCKIES

TEAM INFORMATION

Mailing Address Colorado Rockies
 2001 Blake Street
 Denver, CO 80205
 2011 Record (Place) 73-89 (4th in NL West)
 Executive Vice President and General Manager Dan O'Dowd
 Manager Jim Tracy
 Rockies Record 230-210 (three seasons)
 Career Record 792-782 (10 seasons)
 Vice President, Communications/Public Relations Jay Alves
 Office Number (303) 312-2326
 Manager, Communications/Public Relations Nick Piburn
 Office Number (303) 312-2329
 Tigers vs. Rockies in 2011 (All-Time) 1-2 (8-13)
 Tigers vs. Rockies in Colorado (All-Time) 1-2 (3-9)
 Tigers vs. Rockies in Detroit (All-Time) DNP (5-4)
 Tigers All-Time vs. Colorado at Comerica Park 5-4

SERIES RECORDS VS. ROCKIES

Longest Winning Streak, Tigers 4 (6/27/2008-5/22/2009)
 Longest Winning Streak, Rockies 6 (6/21/2003-6/10/2005)
 Largest Margin of Victory, Tigers 8 (6/19/2011, DET 9, at COL 1)
 Largest Margin of Victory, Rockies 7 (6/17/2011, at COL 13, DET 6)
 Most Runs Scored, Tigers 9 (Twice; last, 6/19/2011 at COL)
 Most Runs Scored, Rockies 13 (6/17/2011 at COL)
 Most Runs Scored by Both Teams 19 (6/17/2011 at COL)
 Longest Game, Innings 10 (7/2/2004, at COL 9, DET 8)
 Tigers Best Record, Season Series 1.000 (2008)
 Tigers Best Record, Season Series, Home 1.000 (2008)
 Tigers Best Record, Season Series, Road333 (Three times; last, 2011)
 Tigers Worst Record, Season Series000 (2004)
 Tigers Worst Record, Season Series, Home333 (Twice; last, 2009)
 Tigers Worst Record, Season Series, Road000 (2004)

Note: Best/worst records determined by percentage

2011 SERIES SCORES

IN COLORADO (1-2)	IN DETROIT (0-0)
6/17 L, 13-6	
6/18 L, 5-4	
6/19 W, 9-1	

YEAR-BY-YEAR SERIES RESULTS

(TIGERS WON-LOST SINCE BEGINNING OF DIVISIONAL PLAY)

Year	Home	Road	Total	Year	Home	Road	Total	Year	Home	Road	Total
2003	1-2	1-2	2-4	2005	0-0	1-2	1-2	2009	1-2	0-0	1-2
2004	0-0	0-3	0-3	2008	3-0	0-0	3-0	2011	0-0	1-2	1-2

PITTSBURGH PIRATES

TEAM INFORMATION

Mailing Address PNC Park at North Shore
 115 Federal Street
 Pittsburgh, PA 15212
 2011 Record (Place) 72-90 (4th in NL Central)
 Senior Vice President, General Manager Neal Huntington
 Manager Clint Hurdle
 Pirates Record 72-90 (one season)
 Career Record 606-715 (nine seasons)
 Director, Media Relations Jim Trdinich
 Office Number (412) 325-4728
 Manager, Media Relations Dan Hart
 Office Number (412) 325-4976
 Tigers vs. Pirates in 2011 (All-Time) 1-2 (15-12)
 Tigers vs. Pirates in Pittsburgh (All-Time) 1-2 (7-8)
 Tigers vs. Pirates in Detroit (All-Time) DNP (8-4)
 Tigers All-Time vs. Pirates at Comerica Park 6-3

SERIES RECORDS VS. PIRATES

Longest Winning Streak, Tigers 3 (6/11/2010-6/13/2010)
 Longest Winning Streak, Pirates 2 (Four times; last, 5/20-5/21/2011)
 Largest Margin of Victory, Tigers 8 (7/1/1998, DET 9, at PIT 1)
 Largest Margin of Victory, Pirates 12 (6/9/1999, PIT 15, at DET 3)
 Most Runs Scored, Tigers 11 (6/8/1999 at DET)
 Most Runs Scored, Pirates 15 (6/9/1999 at DET)
 Most Runs Scored by Both Teams 18 (6/9/1999 at DET)
 Longest Game, Innings 10 (6/12/2010 at DET 4, PIT 3)
 Tigers Best Record, Season Series 1.000 (2010)
 Tigers Best Record, Season Series, Home 1.000 (2010)
 Tigers Best Record, Season Series, Road667 (Twice; last, 2006)
 Tigers Worst Record, Season Series333 (Four times; last, 2011)
 Tigers Worst Record, Season Series, Home333 (2002)
 Tigers Worst Record, Season Series, Road333 (Three times; last, 2011)

Note: Best/worst records determined by percentage

2011 SERIES SCORES

IN PITTSBURGH (1-2)	IN DETROIT (0-0)
5/20 L, 10-1	
5/21 L, 6-2	
5/22 W, 2-0	

YEAR-BY-YEAR SERIES RESULTS

(TIGERS WON-LOST SINCE BEGINNING OF DIVISIONAL PLAY)

Year	Home	Road	Total	Year	Home	Road	Total	Year	Home	Road	Total
1998	0-0	2-1	2-1	2001	2-1	0-0	2-1	2009	0-0	1-2	1-2
1999	2-1	0-0	2-1	2002	1-2	0-0	1-2	2010	3-0	0-0	3-0
2000	0-0	1-2	1-2	2006	0-0	2-1	2-1	2011	0-0	1-2	1-2

THE TIGERS 20-20 CLUB

Six players in Tigers history have hit 20 home runs and stolen 20 bases in the same season. Kirk Gibson accomplished the feat four times – in four years – and fell just one home run short of being the only Tigers player to reach 30-30 in 1985.

Year	Player	Home Runs	Stolen Bases
1984	Kirk Gibson	27	29
1985	Kirk Gibson	29	30
1986	Kirk Gibson	28	34
	Alan Trammell	21	25
1987	Kirk Gibson	24	26
	Alan Trammell	28	21
1995	Chad Curtis	21	27
1997	Damion Easley	22	28
2007	Curtis Granderson	23	26
	Gary Sheffield	25	22
2009	Curtis Granderson	30	20



ST. LOUIS CARDINALS

TEAM INFORMATION

Mailing Address Busch Stadium
 700 Clark Street
 St. Louis, MO 63102
 2011 Record (Place) 90-72 (2nd in NL Central)
 Senior Vice President & General Manager John Mozeliak
 Manager Mike Matheny
 Cardinals Record 0-0 (first season)
 Career Record 0-0 (first season)
 Director, Media Relations Brian Bartow
 Office Number (314) 345-9313
 Specialist, Media Relations Chris Tunno
 Office Number (314) 345-9781
 Tigers vs. Cardinals in 2011 (All-Time) DNP (17-9)
 Tigers vs. Cardinals in St. Louis (All-Time) DNP (6-5)
 Tigers vs. Cardinals in Detroit (All-Time) DNP (11-4)
 Tigers All-Time vs. Cardinals at Comerica Park 10-2

SERIES RECORDS VS. CARDINALS

Longest Winning Streak, Tigers 6 (6/23/2006-5/20/2007)
 Longest Winning Streak, Cardinals 2 (Twice; last, 6/16-6/17/2009)
 Largest Margin of Victory, Tigers 10 (5/18/2007, at DET 14, at STL 4)
 Largest Margin of Victory, Cardinals 9 (6/16/2009, at STL 11, DET 2)
 Most Runs Scored, Tigers 14 (5/18/2007 at DET)
 Most Runs Scored, Cardinals 11 (6/16/2009 at STL)
 Most Runs Scored by Both Teams 18 (5/18/2007 at DET)
 Longest Game, Innings 14 (6/12/1999 at STL 8, DET 7)
 Tigers Best Record, Season Series 1.000 (Twice; last, 2007)
 Tigers Best Record, Season Series, Home 1.000 (Twice; last, 2007)
 Tigers Best Record, Season Series, Road667 (Twice; last, 2001)
 Tigers Worst Record, Season Series333 (2009)
 Tigers Worst Record, Season Series, Home333 (1999)
 Tigers Worst Record, Season Series, Road333 (2009)

Note: Best/worst records determined by percentage

2011 SERIES SCORES

TEAMS DID NOT PLAY IN 2011

YEAR-BY-YEAR SERIES RESULTS

(TIGERS WON-LOST SINCE BEGINNING OF DIVISIONAL PLAY)

Year	Home	Road	Total	Year	Home	Road	Total	Year	Home	Road	Total
1998	0-0	1-1	1-1	2001	0-0	2-1	2-1	2008	2-1	0-0	2-1
1999	1-2	2-1	3-3	2006	3-0	0-0	3-0	2009	0-0	1-2	1-2
2000	2-1	0-0	2-1	2007	3-0	0-0	3-0				

COMERICA PARK FIRSTS

FIRST PITCH: April 11, 2000 -- 1:18 p.m. (Brian Moehler, strike to Seattle's Mark McLemore with umpire Rick Reed behind the plate)

FIRST HIT: April 11, 2000 -- Seattle's John Olerud, double, top of first off of Brian Moehler

FIRST SINGLE: April 11, 2000 -- Gregg Jefferies, bottom of first off of Seattle's Freddy Garcia

FIRST DOUBLE: April 11, 2000 -- Seattle's John Olerud, top of first off of Brian Moehler

FIRST TRIPLE: April 11, 2000 -- Luis Polonia, bottom of first off of Seattle's Freddy Garcia

FIRST HOME RUN: April 14, 2000 -- Juan Gonzalez, bottom of third off Tampa Bay's Ryan Rupe

With Gonzalez's three-run shot, it marked the longest stretch without a home run of any new ballpark opened since 1989

FIRST RBI: April 11, 2000 -- Gregg Jefferies, bottom of first

FIRST STOLEN BASE: April 12, 2000 -- Seattle's Mark McLemore off Dave Mlicki/Brad Ausmus, second base

FIRST SHUTOUT: April 12, 2000 -- Seattle's Aaron Sele, 4-0

FIRST GRAND SLAM: April 19, 2000 Boston's Trot Nixon, top of the sixth off Jim Poole

FIRST TIGERS GRAND SLAM: June 27, 2000 -- Dean Palmer, bottom of fifth off New York's David Cone

FIRST INSIDE-THE-PARK HOME RUN: September 2, 2000 -- Juan Gonzalez, bottom of the first off Texas' Kenny Rogers



MOST RECENT SERIES SWEEPS

MOST RECENT SWEEPS BY DETROIT vs. OPPONENTS


<i>(Detroit at Home)</i>				<i>(Detroit on the Road)</i>				
2-Game	3-Game	4-Game	5-Game		2-Game	3-Game	4-Game	5-Game
None	6/25-27/2004	None	None	ARI	None	None	None	None
None	None	None	None	ATL	None	6/22-24/2007	None	None
6/10-12/1985	7/5-7/2010	8/1-3/1958	8/10-14/1927	BAL	4/28-29/1975	5/27-29/2005	6/16-19/1986	None
7/26-27/1973	7/6-8/2007	8/18-20/1961	None	BOS	6/15-16/1966	8/25-27/1964	6/6-9/1983	9/16-20/1927
4/29-5/1/1994	9/2-4/2011	8/18-21/1988	None	CWS	5/24-25/1965	9/12-14/2011	6/20-22/1980	None
6/24-25/1998	6/23-25/2009	None	None	CHC	None	6/16-18/2006	None	None
None	None	None	None	CIN	None	None	None	None
7/8-9/2008	9/26-28/2011	8/5-7/1986	None	CLE	4/27-28/2005	9/5-7/2011	6/9-12/1988	None
None	6/27-29/2008	None	None	COL	None	None	None	None
None	None	None	None	FLA	None	None	None	None
None	6/26-28/2006	None	None	HOU	None	None	None	None
5/13-14/2011	7/23-25/2002	None	None	KC	4/3-5/2006	7/21-23/2008	5/22-25/2006	None
5/26-27/1997	4/30-5/2/2010	7/1-4/1968	None	LAA	9/18-19/1990	8/16-18/1993	None	None
None	6/13-15/2008	None	None	LA	None	None	None	None
5/31-6/1/1978	6/19-21/2009	7/4-6/1975	None	MIL	8/1-2/1974	5/18-20/1993	None	None
4/14-15/2008	9/9-11/2011	5/27-29/1983	7/19-22/1905	MIN	5/10-11/2011	9/14-16/2007	6/11-13/1948	8/2-5/1907
6/28-29/1976	5/12-14/2000	8/12-13/1945	None	NYJ	5/14-15/1974	4/29-5/1/2008	6/13-15/1958	7/7-10/1908
None	6/30-7/2/1997	None	None	NYM	None	None	None	None
5/14-15/1998	5/15-17/2009	8/10-12/1965	8/23-25/1963	OAK	5/19-20/2010	8/28-30/1959	9/6-9/1956	None
None	None	None	None	PHI	None	None	None	None
None	6/11-13/2010	None	None	PIT	None	None	None	None
None	6/14-16/2005	None	None	SD	None	None	None	None
None	None	None	None	SF	None	None	None	None
None	5/18-20/2007	None	None	STL	None	None	None	None
8/24-25/1993	5/20-22/2008	8/1-3/1980	None	SEA	None	4/21-23/2006	None	None
5/23-24/2011	None	None	None	TB	None	9/4-6/2009	None	None
9/8-9/1997	5/19-21/2009	7/17-20/1986	None	TEX	5/7-8/1985	5/1-3/2001	8/25-28/1961	None
7/24-25/1977	8/19-21/2005	None	None	TOR	6/20-21/1978	4/5-7/2004	5/28-31/1979	None
None	6/15-17/2010	None	None	WAS	None	6/18-20/2007	None	None

MOST RECENT SWEEPS BY OPPONENTS vs. DETROIT

<i>(Detroit at Home)</i>				<i>(Detroit on the Road)</i>				
2-Game	3-Game	4-Game	5-Game		2-Game	3-Game	4-Game	5-Game
None	6/27-29/2003	None	None	ARI	None	None	None	None
None	None	None	None	ATL	None	None	None	None
4/11-12/1973	5/28-30/2004	6/1-4/1989	None	BAL	8/4-5/1998	9/24-26/2004	4/17-20/1992	None
4/18-19/2000	6/2-4/2009	7/11-14/1996	None	BOS	5/18-19/2011	9/17-19/1999	8/26-29/2004	8/25-28/1989
4/20-21/2005	4/4-6/2008	5/29-31/1964	4/29-5/3/1913	CWS	9/14/2008	8/11-13/2006	9/1-4/2005	None
None	None	None	None	CHC	None	None	None	None
None	6/26-28/1998	None	None	CIN	None	None	None	None
6/1-2/1998	8/25-27/2008	None	None	CLE	5/16-17/2000	4/29-5/1/2011	7/16-18/2010	None
None	None	None	None	COL	None	7/2-4/2004	None	None
None	None	None	None	FLA	None	None	None	None
None	6/8-10/1998	None	None	HOU	None	7/15-17/1999	None	None
4/9-10/2003	9/22-24/2008	8/3-5/1984	None	KC	4/14-15/1987	9/8-10/2009	9/19-21/2005	None
5/14-15/2002	8/10-12/1998	7/13-16/1995	None	LAA	8/19-20/1998	7/27-30/2007	4/19-22/1996	None
None	6/10-12/2003	None	None	LA	None	None	None	None
6/12-13/1978	7/25-27/1997	9/1-4/1988	None	MIL	4/26/1979	9/26-28/1975	6/23-25/1975	None
7/19-20/2004	8/8-10/2003	9/10-13/2004	None	MIN	7/29-30/1991	5/3-5/2010	9/14-17/1933	None
8/17-18/1977	9/20-22/2002	6/8-11/1926	None	NYJ	7/17-18/2002	7/17-19/2009	9/8-11/1988	6/21-24/1973
None	None	None	None	NYM	None	6/18-20/2004	None	None
5/11-12/1999	8/23-25/2002	8/3-6/2001	None	OAK	7/19-20/1995	6/2-4/2008	7/1-3/1955	None
None	6/7-9/2002	None	None	PHI	None	None	None	None
None	None	None	None	PIT	None	None	None	None
None	None	None	None	SD	None	None	None	None
None	None	None	None	SF	None	6/6-8/2003	None	None
None	None	None	None	STL	None	None	None	None
4/16-17/1997	4/26-28/2011	8/7-9/1998	None	SEA	5/25-26/2010	7/29-31/2003	None	None
None	None	None	None	TB	None	8/1-3/2008	7/26-29/2010	None
5/1-2/1963	8/3-5/2004	8/15-17/1980	None	TEX	9/14-15/2010	5/10-12/2002	7/13-15/1967	None
9/14-15/1993	9/16-18/2003	None	None	TOR	6/3-4/1998	9/5-7/2003	None	None
None	None	None	None	WAS	None	6/13-15/1997	None	None

*All records are for history of franchise regardless of home city

TIGERS HISTORY





TIGERS YEAR-BY-YEAR RESULTS

IN THE AMERICAN LEAGUE

Year	Pos	W-L	Pct.	GA/GB	Manager	Attendance	Year	Pos	W-L	Pct.	GA/GB	Manager	Attendance		
1901	3	74-61	.548	8.5	George Stallings	259,430	1939	5	81-73	.526	26.5	Del Baker	836,279		
1902	7	52-83	.385	30.5	Frank Dwyer	189,469	1940	1	90-64	.584	1	Del Baker	1,112,693		
1903	5	65-71	.478	25	Ed Barrow	224,523	1941	T4	75-79	.487	26	Del Baker	684,915		
1904	7	62-90	.408	32	Ed Barrow	177,796	1942	5	73-81	.474	30	Del Baker	580,087		
1905	3	79-74	.516	15.5	Bobby Lowe*		1943	5	78-76	.506	20	Steve O'Neill	606,287		
1906	6	71-78	.477	21	Bill Armour	193,384	1944	2	88-66	.571	1	Steve O'Neill	923,176		
1907	1	92-58	.613	1.5	Hughie Jennings	174,043	1945	1	88-65	.575	1.5	Steve O'Neill	1,280,341		
1908	1	90-63	.588	0.5	Hughie Jennings	297,079	1946	2	92-62	.597	12	Steve O'Neill	1,722,590		
1909	1	98-54	.645	3.5	Hughie Jennings	436,199	1947	2	85-69	.552	12	Steve O'Neill	1,398,093		
1910	3	86-68	.558	18	Hughie Jennings	490,490	1948	5	78-76	.506	18.5	Steve O'Neill	1,743,035		
1911	2	89-65	.578	13.5	Hughie Jennings	391,288	1949	4	87-67	.565	10	Red Rolfe	1,821,204		
1912	6	69-84	.451	36.5	Hughie Jennings	484,988	1950	2	95-59	.617	3	Red Rolfe	1,951,474		
1913	6	66-87	.431	30	Hughie Jennings	402,870	1951	5	73-81	.474	25	Red Rolfe	1,132,641		
1914	4	80-73	.523	19.5	Hughie Jennings	398,502	1952	8	50-104	.325	45	Red Rolfe	1,026,846		
1915	2	100-54	.649	2.5	Hughie Jennings	416,225						Fred Hutchinson			
1916	3	87-67	.565	4	Hughie Jennings	476,105	1953	6	60-94	.390	40.5	Fred Hutchinson	884,658		
1917	4	78-75	.510	21.5	Hughie Jennings	616,772	1954	5	68-86	.442	43	Fred Hutchinson	1,079,847		
1918	7	55-71	.437	20	Hughie Jennings	457,289	1955	5	79-75	.513	17	Bucky Harris	1,181,838		
1919	4	80-60	.571	8	Hughie Jennings	203,719	1956	5	82-72	.532	15	Bucky Harris	1,051,182		
1920	7	61-93	.396	37	Hughie Jennings	643,805	1957	4	78-76	.506	20	Jack Tighe	1,272,346		
1921	6	71-82	.464	27	Ty Cobb	579,650	1958	5	77-77	.500	15	Jack Tighe	1,098,924		
1922	3	79-75	.513	15	Ty Cobb	661,527						Bill Norman			
1923	2	83-71	.539	16	Ty Cobb	861,206	1959	4	76-78	.494	18	Bill Norman	1,221,221		
1924	3	86-68	.558	6	Ty Cobb	911,377						Jimmy Dykes			
1925	4	81-73	.526	16.5	Ty Cobb	1,015,136	1960	6	71-83	.461	26	Jimmy Dykes	1,167,669		
1926	6	79-75	.513	12	Ty Cobb	820,766						Joe Gordon			
1927	4	82-71	.536	27.5	George Moriarty	711,914	1961	2	101-61	.623	8	Bob Scheffing	1,600,710		
1928	6	68-86	.442	33	George Moriarty	773,716	1962	4	85-76	.528	10.5	Bob Scheffing	1,207,881		
1929	6	70-84	.455	36	Bucky Harris	474,323	1963	T5	79-83	.488	25.5	Bob Scheffing	821,952		
1930	5	75-79	.487	27	Bucky Harris	869,318						Chuck Dressen			
1931	7	61-93	.396	47	Bucky Harris	649,450	1964	4	85-77	.525	14	Chuck Dressen	816,139		
1932	5	76-75	.503	29.5	Bucky Harris	453,056	1965	4	89-73	.549	12	Chuck Dressen	1,029,645		
1933	5	75-79	.487	25	Bucky Harris	397,157						Bob Swift*			
1934	1	101-53	.656	7	Mickey Cochrane	320,972	1966	3	88-74	.543	10	Dressen-Swift	1,124,293		
1935	1	93-58	.616	3	Mickey Cochrane	919,161						Frank Skaff*			
1936	2	83-71	.539	19.5	Mickey Cochrane	1,034,929	1967	T2	91-71	.562	1	Mayo Smith	1,447,143		
1937	2	89-65	.578	13	Mickey Cochrane	875,948	1968	1	103-59	.636	12	Mayo Smith	2,031,847		
1938	4	84-70	.545	16	Mickey Cochrane	1,072,276									
					Del Baker	799,557									

*Interim manager; AL Championships in **bold**; World Championships in **bold italics**

IN THE AMERICAN LEAGUE EAST

Year	Pos	W-L	Pct.	GA/GB	Manager	Attendance	Year	Pos	W-L	Pct.	GA/GB	Manager	Attendance		
1969	2	90-72	.556	19	Mayo Smith	1,577,481	1982	4	83-79	.512	12	Sparky Anderson	1,636,058		
1970	4	79-83	.488	29	Mayo Smith	1,501,293	1983	2	92-70	.568	6	Sparky Anderson	1,829,636		
1971	2	91-71	.562	12	Billy Martin	1,591,073	1984	1	104-58	.642	15	Sparky Anderson	2,704,794		
1972	1	86-70	.551	0.5	<i>Billy Martin</i>	1,892,386	1985	3	84-77	.522	15	Sparky Anderson	2,286,609		
1973	3	85-77	.525	1.5	Billy Martin	1,724,146	1986	3	87-75	.537	8.5	Sparky Anderson	1,899,437		
					Joe Schultz*		1987	1	98-64	.605	2	Sparky Anderson	2,061,830		
1974	6	72-90	.444	19	Ralph Houk	1,243,080	1988	2	88-74	.543	1	Sparky Anderson	2,081,162		
1975	6	57-102	.358	37.5	Ralph Houk	1,058,836	1989	7	59-103	.364	30	Sparky Anderson	1,543,656		
1976	5	74-87	.460	24	Ralph Houk	1,467,020	1990	3	79-83	.488	9	Sparky Anderson	1,495,785		
1977	4	74-88	.457	26	Ralph Houk	1,359,856	1991	T2	84-78	.519	7	Sparky Anderson	1,641,661		
1978	5	86-76	.531	13.5	Ralph Houk	1,714,893	1992	6	75-87	.463	21	Sparky Anderson	1,423,963		
1979	5	85-76	.528	18	Les Moss	1,630,929	1993	T3	85-77	.525	10	Sparky Anderson	1,971,421		
					Sparky Anderson		1994	5	53-62	.461	18	Sparky Anderson	1,184,783		
1980	5	84-78	.519	19	Sparky Anderson	1,785,293	1995	4	60-84	.417	26	Sparky Anderson	1,180,979		
1981	4	60-49	.550	2	Sparky Anderson	1,149,144	1996	5	53-109	.327	39	Buddy Bell	1,168,610		
	T2	29-23	.558	1.5	(2nd Half)		1997	3	79-83	.488	19	Buddy Bell	1,365,157		
	4	31-26	.544	3.5	(1st Half)										

IN THE AMERICAN LEAGUE CENTRAL

Year	Pos	W-L	Pct.	GA/GB	Manager	Attendance	Year	Pos	W-L	Pct.	GA/GB	Manager	Attendance			
1998	5	65-97	.401	24	Buddy Bell	1,409,391	2006	2	95-67	.586	1	Jim Leyland	2,595,937			
1999	3	69-92	.429	27.5	Larry Parrish*	2,026,441	2007	2	88-74	.543	8	Jim Leyland	3,047,139			
2000	3	79-83	.488	16	Larry Parrish	2,533,752	2008	5	74-88	.457	14.5	Jim Leyland	3,202,645			
2001	4	66-96	.407	25	Phil Garner	1,921,305	2009	2	86-77	.528	1	Jim Leyland	2,567,185			
2002	5	55-106	.342	39	Phil Garner	1,503,623	2010	3	81-81	.500	13	Jim Leyland	2,461,237			
					Luis Pujols		2011	1	95-67	.586	15	Jim Leyland	2,642,045			
2003	5	43-119	.265	47	Alan Trammell	1,368,245	Totals	8659-8423	.507	110 Seasons		135,364,776				
2004	4	72-90	.444	20	Alan Trammell	1,917,004										
2005	4	71-91	.438	28	Alan Trammell	2,024,485										

*Interim manager; Division titles in *italics*; AL Championships in **bold**; World Championships in **bold italics**

Tigers All-Time Best Record, by Percentage.....101-53 (.656) — 1934
Tigers All-Time Worst Record, by Percentage.....43-119 (.265) — 2003

TIGERS YEAR-BY-YEAR RESULTS



IN THE NATIONAL LEAGUE

The first major league Detroit franchise, at the time known as the Wolverines, was a member of the National League from 1881 through 1888. The 1887 Wolverines, led by Hall-of-Famer Dan Brouthers, won the franchise's only National League pennant by three and one-half games over the Philadelphia Phillies. They subsequently engaged the St. Louis Browns, champions of the American Association, in the longest World Series ever. Detroit won 10 of the 15 series games, which were played in 10 different cities over a 16-day period.

Detroit dropped out of the major leagues after the 1888 season, returning as a charter member of the American League in 1901.

Year	Pos	W-L	Pct.	GA/GB	Manager	Year	Pos	W-L	Pct.	GA/GB	Manager
1881	4	41-43	.488	15	Frank Bancroft	1885	6	41-67	.380	44	Charlie Morton/Bill Watkins
1882	6	42-41	.506	12.5	Frank Bancroft	1886	2	87-36	.707	2.5	Bill Watkins
1883	7	40-58	.408	23	Jack Chapman	1887	1	79-45	.637	3.5	Bill Watkins
1884	8	28-84	.250	56	Jack Chapman	1888	5	68-83	.519	16	Bill Watkins/Bob Leadly

ALL-TIME HOME RECORDS (4744-3893 Overall)

Year	W	L	Pct.	Year	W	L	Pct.	Year	W	L	Pct.	Year	W	L	Pct.
1901	42	27	.609	1924	45	33	.577	1947	46	31	.597	1970	42	39	.519
1902	35	33	.515	1925	43	34	.558	1948	39	38	.506	1971	54	27	.667
1903	37	28	.569	1926	39	41	.488	1949	50	27	.649	1972	44	34	.564
1904	34	40	.459	1927	44	32	.579	1950	50	30	.625	1973	47	34	.580
1905	45	30	.600	1928	36	41	.468	1951	36	41	.468	1974	36	45	.444
1906	42	34	.553	1929	38	39	.494	1952	32	45	.416	1975	31	49	.388
1907	50	27	.649	1930	45	33	.577	1953	30	47	.390	1976	36	44	.450
1908	44	33	.571	1931	36	41	.468	1954	35	42	.455	1977	39	42	.481
1909	57	19	.750	1932	42	34	.553	1955	46	31	.597	1978	47	34	.580
1910	46	31	.597	1933	43	35	.551	1956	37	40	.481	1979	46	34	.575
1911	51	25	.671	1934	54	26	.675	1957	45	32	.584	1980	43	38	.531
1912	37	39	.487	1935	53	25	.679	1958	43	34	.558	1981	32	23	.582
1913	34	42	.447	1936	44	33	.571	1959	41	36	.532	1982	47	34	.580
1914	42	35	.545	1937	49	28	.636	1960	40	37	.519	1983	48	33	.593
1915	51	26	.662	1938	48	31	.608	1961	50	31	.617	1984	53	29	.646
1916	49	28	.636	1939	42	35	.545	1962	49	35	.598	1985	44	37	.543
1917	34	41	.453	1940	50	29	.633	1963	47	34	.580	1986	49	32	.605
1918	28	29	.491	1941	43	34	.558	1964	46	35	.568	1987	54	27	.667
1919	46	24	.657	1942	43	34	.558	1965	47	34	.580	1988	50	31	.617
1920	32	46	.410	1943	45	32	.584	1966	42	39	.519	1989	38	43	.469
1921	37	40	.481	1944	43	34	.558	1967	52	29	.642	1990	39	42	.481
1922	43	34	.558	1945	50	26	.658	1968	56	25	.691	1991	49	32	.605
1923	45	32	.584	1946	48	30	.615	1969	46	35	.568	1992	38	42	.475

ALL-TIME ROAD RECORDS (3996-4615 Overall)

Year	W	L	Pct.	Year	W	L	Pct.	Year	W	L	Pct.	Year	W	L	Pct.
1901	32	34	.485	1924	41	35	.539	1947	39	38	.506	1970	37	44	.457
1902	17	50	.254	1925	38	39	.494	1948	39	38	.506	1971	37	44	.457
1903	28	43	.394	1926	40	34	.541	1949	37	40	.481	1972	42	36	.538
1904	28	50	.359	1927	38	39	.494	1950	45	29	.608	1973	38	43	.469
1905	34	44	.436	1928	32	45	.416	1951	37	40	.481	1974	36	45	.444
1906	29	44	.397	1929	32	45	.416	1952	18	59	.234	1975	26	53	.329
1907	42	31	.575	1930	30	46	.395	1953	30	47	.390	1976	38	43	.469
1908	46	30	.605	1931	25	52	.325	1954	33	44	.429	1977	35	46	.432
1909	41	35	.539	1932	34	41	.453	1955	33	44	.429	1978	39	42	.481
1910	40	37	.519	1933	32	44	.421	1956	45	32	.584	1979	39	42	.481
1911	38	40	.487	1934	47	27	.635	1957	33	44	.429	1980	41	40	.506
1912	32	45	.416	1935	40	35	.548	1958	34	43	.442	1981	28	26	.519
1913	32	45	.416	1936	39	38	.506	1959	35	42	.452	1982	36	45	.444
1914	38	38	.500	1937	40	37	.519	1960	31	46	.403	1983	44	37	.543
1915	49	28	.636	1938	36	39	.480	1961	51	30	.630	1984	51	29	.638
1916	38	39	.494	1939	39	38	.506	1962	36	43	.456	1985	40	40	.500
1917	44	34	.564	1940	40	35	.533	1963	32	49	.395	1986	38	43	.469
1918	27	42	.391	1941	32	45	.416	1964	39	42	.481	1987	44	37	.543
1919	34	36	.486	1942	30	47	.390	1965	42	39	.519	1988	38	43	.469
1920	29	47	.382	1943	33	44	.429	1966	46	35	.568	1989	21	60	.259
1921	34	42	.447	1944	45	32	.584	1967	39	42	.481	1990	40	41	.494
1922	36	41	.468	1945	38	39	.494	1968	47	34	.580	1991	35	46	.432
1923	38	39	.494	1946	44	32	.579	1969	44	37	.543	1992	37	45	.451

DETROIT TIGERS ALL-TIME TEAM

As part of the ceremony surrounding the closing of Tiger Stadium in 1999, Tigers fans voted on a team of all-time Tigers greats. The fans' electees, dubbed the Detroit Tigers All-Time Team, are listed below. There was one tie in the balloting, that coming in the lefthanded pitchers spot where Hal Newhouser and Mickey Lolich both received the all-time honor.

Manager	Sparky Anderson	Outfield	Al Kaline
Catcher	Bill Freehan	Outfield	Kirk Gibson
First Base	Hank Greenberg	RHP	Jack Morris
Second Base	Charlie Gehringer	LHP	Mickey Lolich
Third Base	George Kell	LHP	Hal Newhouser
Shortstop	Alan Trammell	RP	John Hiller
Outfield	Ty Cobb		



TIGERS YEAR-BY-YEAR RESULTS

TOP TIGERS WON-LOST RECORD BY GAME NUMBER

Gm.	W	L	Year(s)	Gm.	W	L	Year(s)	Gm.	W	L	Year(s)	Gm.	W	L	Year(s)	Gm.	W	L	Year(s)
15	14	1	'84	46	37	9	'84	77	55	22	'84	108	72	36	'84, '06	137	89	48	'09, '15, '35
16	15	1	'84	47	38	9	'84	78	55	23	'84	109	73	36	2006	138	90	48	'15
17	16	1	'84	48	38	10	'84	79	55	24	'11, '84	110	74	36	2006	139	91	48	'15
18	16	2	'11, '84	49	38	11	'84	80	56	24	'11	111	75	36	2006	140	91	49	'15, '34
19	17	2	'11, '84	50	39	11	'84	81	57	24	'11	112	76	36	2006	141	92	49	'34
20	18	2	'11, '84	51	39	12	'84	82	58	24	'11	113	76	37	2006	142	93	49	'34
21	19	2	'11, '84	52	39	13	'84	83	59	24	'11	114	76	38	2006	143	94	49	'34
22	20	2	'11	53	40	13	'84	84	59	25	'11	115	76	39	2006	144	94	50	'34
23	21	2	'11	54	41	13	'84	85	59	26	'11	116	76	40	'34, '06	145	94	51	'09, '15, '34
24	21	3	'11	55	41	14	'84	86	59	27	'11	117	77	40	'34	146	95	51	'34
25	21	4	'11, '84	56	42	14	'84	87	59	28	'11, '84, '06	118	77	41	'34, '84, '06	147	96	51	'34
26	22	4	'11, '84	57	43	14	'84	88	60	28	'11, '84	119	78	41	2006	148	96	52	'09, '15, '34
27	23	4	'84	58	44	14	'84	89	61	28	'84	120	78	42	'34, '06	149	97	52	'09, '15, '34
28	24	4	'84	59	44	15	'84	90	62	28	'84	121	79	42	'34, '06	150	98	52	'34
29	25	4	'84	60	44	16	'84	91	62	29	'84, '06	122	80	42	'34	151	99	52	'34
30	26	4	'84	61	45	16	'84	92	63	29	'84	123	81	42	'34	152	99	53	'34
31	26	5	'11, '84	62	46	16	'84	93	64	29	'84	124	82	42	'34	153	100	53	'34
32	27	5	'11, '84	63	47	16	'84	94	65	29	'84	125	82	43	'15, '34	154	101	53	'34
33	28	5	'84	64	47	17	'84	95	66	29	'84	126	83	43	'34	155	101	54	'68
34	29	5	'84	65	48	17	'84	96	67	29	'84	127	84	43	'34	156	101	55	'68, '84
35	30	5	'84	66	49	17	'84	97	68	29	'84	128	84	44	'34, '35	157	102	55	'84
36	31	5	'84	67	49	18	'84	98	68	30	'84	129	85	44	'34, '35	158	102	56	'68, '84
37	32	5	'84	68	50	18	'84	99	69	30	'84	130	85	45	'15, '34, '35, '61, '84	159	103	56	'68
38	33	5	'84	69	51	18	'84	100	69	31	'84	131	86	45	'35, '84	160	103	57	'68, '84
39	34	5	'84	70	52	18	'84	101	69	32	'84	132	87	45	'84	161	104	57	'84
40	35	5	'84	71	52	19	'84	102	70	32	'84	133	87	46	'09, '84	162	104	58	'84
41	35	6	'84	72	53	19	'84	103	71	32	'84	134	88	46	'09				
42	35	7	'84	73	53	20	'84	104	71	33	'84	135	88	47	'09, '34, '35				
43	35	8	'84	74	53	21	'84	105	71	34	'84	136	88	48	'09, '15, '34, '35				
44	36	8	'84	75	54	21	'84	106	72	34	'84								
45	36	9	'84	76	55	21	'84	107	72	35	'84, '06								

WORST TIGERS WON-LOST RECORD BY GAME NUMBER

Gm.	W	L	Year(s)	Gm.	W	L	Year(s)	Gm.	W	L	Year(s)	Gm.	W	L	Year(s)	Gm.	W	L	Year(s)
15	1	14	2003	46	10	36	'53	77	18	59	2003	108	29	79	2003	139	37	102	2003
16	1	15	2003	47	10	37	'53	78	18	60	2003	109	29	80	2003	140	37	103	2003
17	1	16	2003	48	11	37	'53	79	18	61	2003	110	29	81	2003	141	37	104	2003
18	1	17	2003	49	11	38	'53	80	19	61	2003	111	29	82	2003	142	37	105	2003
19	2	17	2003	50	11	39	'53	81	20	61	2003	112	30	82	2003	143	37	106	2003
20	2	18	2003	51	11	40	'53	82	20	62	2003	113	30	83	2003	144	37	107	2003
21	2	19	2003	52	12	40	'53	83	20	63	2003	114	30	84	2003	145	37	108	2003
22	3	19	2003	53	13	40	'53, '96	84	20	64	2003	115	30	85	2003	146	38	108	2003
23	3	20	2003	54	13	41	'53, '96	85	21	64	2003	116	30	86	2003	147	38	109	2003
24	3	21	2003	55	13	42	'96	86	21	65	2003	117	31	86	2003	148	38	110	2003
25	3	22	2003	56	13	43	'96	87	22	65	2003	118	31	87	2003	149	38	111	2003
26	3	23	2003	57	13	44	'96	88	23	65	2003	119	31	88	2003	150	38	112	2003
27	3	24	2003	58	13	45	'96	89	24	65	2003	120	31	89	2003	151	38	113	2003
28	3	25	2003	59	13	46	'96	90	24	66	2003	121	31	90	2003	152	38	114	2003
29	4	25	2003	60	14	46	'96	91	24	67	2003	122	31	91	2003	153	38	115	2003
30	5	25	2003	61	15	46	'96	92	25	67	2003	123	31	92	2003	154	38	116	2003
31	6	25	2003	62	15	47	'96	93	26	67	2003	124	31	93	2003	155	38	117	2003
32	7	25	2003	63	16	47	'96, '03	94	26	68	2003	125	31	94	2003	156	38	118	2003
33	7	26	2003	64	16	48	'96, '03	95	26	69	2003	126	31	95	2003	157	39	118	2003
34	7	27	2003	65	16	49	'96	96	26	70	2003	127	31	96	2003	158	40	118	2003
35	8	27	2003	66	17	49	'96, '03	97	26	71	2003	128	31	97	2003	159	41	118	2003
36	8	28	2003	67	17	50	2003	98	26	72	2003	129	32	97	2003	160	41	119	2003
37	9	28	2003	68	17	51	2003	99	26	73	2003	130	33	97	2003	161	42	119	2003
38	9	29	2003	69	17	52	2003	100	27	73	2003	131	33	98	2003	162	43	119	2003
39	9	30	2003	70	18	52	'96, '03	101	27	74	2003	132	33	99	2003				
40	9	31	2003	71	18	53	'96, '03	102	28	74	2003	133	34	99	2003				
41	9	32	2003	72	18	54	'96, '03	103	28	75	2003	134	34	100	2003				
42	9	33	2003	73	18	55	2003	104	28	76	2003	135	34	101	2003				
43	9	34	2003	74	18	56	2003	105	28	77	2003	136	34	102	2003				
44	9	35	2003	75	18	57	2003	106	28	78	2003	137	35	102	2003				
45	10	35	'53, '03	76	18	58	2003	107	28	79	2003	138	36	102	2003				

RETIRED TIGERS UNIFORM NUMBERS

Player	Uniform No.	Date No. Retired	Tigers Career	Hall of Fame
Al Kaline	6	August 17, 1980	1953-74	1980
Charlie Gehringer	2	June 12, 1983	1924-42	1949
Hank Greenberg	5	June 12, 1983	1930-46	1956
Hal Newhouser	16	July 27, 1997	1939-53	1992
Willie Horton	23	July 15, 2000	1963-77	
Sparky Anderson	11	June 26, 2011	1979-95	2000

TIGERS YEAR-BY-YEAR STATISTICS



Year	W-L	ERA	G	CG	SHO	SV	IP	H	R	ER	HR	HB	BB	SO
1946	92-62	3.22	154	94	18	15	1402.0	1277	567	501	97	11	497	896
1947	85-69	3.57	154	77	15	18	1398.2	1382	642	555	79	16	531	648
1948	78-76	4.15	154	60	5	22	1377.0	1367	726	635	92	15	589	678
1949	87-67	3.77	154	70	19	12	1393.2	1338	655	584	102	18	628	631
1950	95-59	4.12	154	72	9	20	1407.1	1444	713	645	141	31	553	576
1951	73-81	4.29	154	51	8	17	1384.0	1385	741	660	102	40	602	597
1952	50-104	4.25	154	51	10	14	1388.1	1394	738	656	111	25	591	702
1953	60-94	5.25	154	50	2	16	1415.0	1633	923	826	154	41	585	645
1954	68-86	3.81	154	58	13	13	1383.0	1375	664	585	138	38	506	603
1955	79-75	3.79	154	66	16	12	1380.1	1381	658	582	126	32	517	629
1956	82-72	4.06	154	62	10	15	1379.0	1389	699	622	140	44	655	788
1957	78-76	3.56	154	52	9	21	1417.2	1330	614	560	147	43	505	756
1958	77-77	3.59	154	59	8	19	1357.1	1294	606	542	133	42	437	797
1959	76-78	4.20	154	53	9	24	1360.0	1327	732	635	177	45	432	829
1960	71-83	3.64	154	40	7	25	1405.2	1336	644	568	141	47	474	824
1961	101-61	3.55	162	62	12	30	1459.1	1404	671	575	170	29	469	836
1962	85-76	3.81	161	46	8	35	1443.2	1452	692	611	169	32	503	873
1963	79-83	3.90	162	42	7	28	1456.1	1407	703	631	195	48	477	930
1964	85-77	3.84	162	35	11	35	1453.0	1343	678	620	164	53	536	993
1965	89-73	3.35	162	45	14	31	1455.0	1283	602	542	137	47	509	1069
1966	88-74	3.85	162	36	11	38	1454.1	1356	698	622	185	42	520	1026
1967	91-71	3.32	162	46	17	40	1443.2	1230	587	532	151	37	472	1038
1968	103-59	2.71	162	59	19	29	1489.2	1180	492	449	129	32	486	1115
1969	90-72	3.31	162	55	20	28	1455.1	1250	601	536	128	34	586	1032
1970	79-83	4.09	162	33	9	39	1447.1	1443	731	658	153	35	623	1045
1971	91-71	3.63	162	53	11	32	1468.1	1355	645	593	126	49	609	1000
1972	86-70	2.96	156	46	11	33	1388.1	1212	514	457	101	47	465	952
1973	85-77	3.90	162	39	11	46	1447.2	1468	674	627	154	30	493	911
1974	72-90	4.16	162	54	7	15	1455.2	1443	768	673	148	36	621	869
1975	57-102	4.27	159	52	10	17	1396.0	1496	786	663	137	30	533	787
1976	74-87	3.87	161	55	12	20	1431.1	1426	709	616	101	30	550	738
1977	74-88	4.13	162	44	3	23	1457.0	1526	751	669	162	23	470	784
1978	86-76	3.64	162	60	12	21	1455.2	1441	653	589	135	36	503	684
1979	84-76	4.27	161	25	5	37	1423.1	1429	738	676	167	48	547	802
1980	84-78	4.25	162	40	9	30	1467.1	1505	757	693	152	27	558	741
1981	60-49	3.53	109	33	13	22	969.1	840	404	380	83	27	373	476
1982	83-79	3.80	162	45	5	27	1451.0	1371	685	613	172	23	554	740
1983	92-70	3.80	162	42	9	28	1451.0	1318	679	613	170	29	522	875
1984	104-58	3.49	162	19	8	51	1464.0	1358	643	568	130	30	489	914
1985	84-77	3.78	161	31	11	40	1456.0	1313	688	612	141	23	556	943
1986	87-75	4.02	162	33	12	38	1443.2	1374	714	645	183	30	571	880
1987	98-64	4.02	162	33	10	31	1456.0	1430	735	651	180	33	563	976
1988	88-74	3.71	162	34	8	36	1445.2	1361	658	596	150	32	497	890
1989	59-103	4.53	162	24	4	26	1427.1	1514	816	719	150	43	652	831
1990	79-83	4.39	162	15	12	45	1430.1	1401	754	697	154	45	661	856
1991	84-78	4.51	162	18	8	38	1450.1	1570	794	726	148	24	593	739
1992	75-87	4.60	162	10	4	36	1435.2	1534	794	736	155	29	564	693
1993	85-77	4.65	162	11	7	36	1436.2	1547	837	742	188	48	542	828
1994	53-62	5.38	115	15	1	20	1018.0	1139	671	609	148	25	449	560
1995	60-84	5.49	144	5	3	38	1275.0	1509	844	778	170	45	536	729
1996	53-109	6.38	162	10	4	22	1432.2	1699	1103	1015	241	80	784	957
1997	79-83	4.56	162	13	8	42	1445.2	1476	790	732	178	43	552	982
1998	65-97	4.93	162	9	4	32	1446.1	1551	863	792	185	40	595	947
1999	69-92	5.17	161	4	6	33	1421.0	1528	882	817	209	70	583	976
2000	79-83	4.71	162	6	6	44	1443.1	1583	827	755	177	47	496	978
2001	66-96	5.01	162	16	2	34	1429.1	1624	876	795	180	73	553	859
2002	55-106	4.92	161	11	7	33	1414.0	1593	864	773	163	62	463	794
2003	43-119	5.30	162	3	5	27	1438.2	1616	928	847	195	56	557	764
2004	72-90	4.93	162	7	9	35	1439.2	1542	844	788	190	54	530	995
2005	71-91	4.51	162	7	2	37	1435.2	1504	787	719	193	51	461	907
2006	95-67	3.84	162	3	16	46	1448.0	1420	675	618	160	53	489	1003
2007	88-74	4.57	162	1	9	44	1447.1	1498	797	735	174	68	566	1047
2008	74-88	4.90	162	1	2	34	1445.0	1541	857	786	172	68	644	991
2009	86-77	4.29	163	4	9	42	1447.0	1449	745	690	182	41	594	1102
2010	81-81	4.30	162	6	5	32	1444.1	1445	743	690	142	65	537	1056
2011	95-67	4.04	162	4	14	52	1440.0	1406	711	647	149	52	492	1115

TIGERS HISTORY

CONSECUTIVE GAMES PLAYED BY A TIGERS PLAYER

511	Charlie Gehringer	September 3, 1927-May 7, 1931
504	Charlie Gehringer	June 25, 1932-August 11, 1935
458	Rocky Colavito	June 21, 1960-May 21, 1963
434	Ed Brinkman	September 26, 1971-August 9, 1974



YEARLY TIGERS LEADERS

BATTING

Year	Batting Average		Runs Scored		Hits		Doubles		Triples		Home Runs	
1901	Elberfeld	.308	Barrett	110	Barrett	159	Holmes	28	Gleason	12	Barrett	4
1902	Barrett	.303	Barrett	93	Barrett	154	Barrett	19	Harley	8	Barrett	4
1903	Crawford	.332	Barrett	95	Crawford	181	Carr	23	Crawford	*25	Crawford	4
1904	Barrett	.268	Barrett	83	Barrett	167	Crawford	22	Crawford	16	Crawford	2
1905	Crawford	.297	Crawford	73	Crawford	171	Crawford	38	Crawford	10	Crawford	6
1906	Crawford	.295	Crawford	65	Crawford	166	Crawford	25	Crawford	16	Coughlin	2
											O'Leary	2
											Schaefer	2
1907	Cobb	*.350	Crawford	*102	Cobb	*212	Crawford	34	Crawford	17	Cobb	5
1908	Cobb	*.324	McIntyre	*105	Cobb	*188	Cobb	*36	Cobb	*20	Crawford	*7
1909	Cobb	*.377	Cobb	*116	Cobb	*216	Crawford	*35	Crawford	14	Cobb	*9
1910	Cobb	*.385	Cobb	*106	Cobb	196	Cobb	36	Crawford	*19	Cobb	8
1911	Cobb	*.420	Cobb	*147	Cobb	*248	Cobb	*47	Cobb	*24	Cobb	8
1912	Cobb	*.410	Cobb	119	Cobb	*227	Cobb	30	Crawford	23	Cobb	7
1913	Cobb	*.390	Bush	98	Crawford	193	Crawford	32	Crawford	*23	Crawford	9
1914	Cobb	*.368	Bush	97	Crawford	183	Burns	22	Crawford	*26	Crawford	8
1915	Cobb	*.369	Cobb	*144	Cobb	*208	Veach	*40	Crawford	*19	Burns	5
1916	Cobb	.371	Cobb	*113	Cobb	201	Veach	33	Veach	15	Cobb	5
1917	Cobb	*.383	Bush	*112	Cobb	*225	Cobb	*44	Cobb	*23	Veach	8
1918	Cobb	*.382	Cobb	83	Cobb	161	Veach	21	Cobb	*14	Heilmann	5
1919	Cobb	*.384	Cobb	92	Cobb	*191	Veach	*45	Veach	*17	Heilmann	8
						Veach	*191					
1920	Cobb	.334	Veach	92	Veach	188	Veach	39	Veach	15	Veach	11
1921	Heilmann	*.394	Cobb	124	Heilmann	*237	Heilmann	43	Cobb	16	Heilmann	19
1922	Cobb	.401	Blue	131	Cobb	211	Cobb	42	Cobb	16	Heilmann	21
1923	Heilmann	*.403	Heilmann	121	Heilmann	211	Heilmann	44	Heilmann	11	Heilmann	18
1924	Heilmann	.346	Cobb	115	Cobb	211	Heilmann	*45	Heilmann	16	Heilmann	10
1925	Heilmann	*.393	Wingo	104	Heilmann	225	Heilmann	40	Cobb	12	Heilmann	13
1926	Manush	*.378	Manush	95	Manush	188	Heilmann	41	Gehring	17	Manush	14
1927	Heilmann	*.398	Gehring	110	Heilmann	201	Heilmann	50	Manush	18	Heilmann	14
1928	Heilmann	.328	Gehring	108	Gehring	193	Heilmann	38	Gehring	16	Heilmann	14
1929	Heilmann	.344	Gehring	*131	Alexander	*215	Gehring	*45	Gehring	*19	Alexander	25
1930	Gehring	.330	Gehring	144	Gehring	201	Gehring	47	Gehring	15	Alexander	20
1931	Stone	.327	Johnson	107	Stone	191	Alexander	47	Johnson	*19	Stone	10
1932	Walker	.323	Gehring	112	Gehring	184	Gehring	44	Davis	13	Gehring	19
1933	Gehring	.325	Gehring	103	Gehring	204	Gehring	42	Fox	13	Gehring	12
1934	Gehring	.356	Gehring	*134	Gehring	*214	Greenberg	*63	Owen	9	Greenberg	26
1935	Gehring	.330	Gehring	123	Greenberg	203	Greenberg	46	Greenberg	16	Greenberg	*36
1936	Gehring	.354	Gehring	144	Gehring	227	Gehring	*60	Gehring	12	Goslin	24
1937	Gehring	*.371	Greenberg	137	Walker	213	Greenberg	49	Greenberg	14	Greenberg	40
1938	Greenberg	.315	Greenberg	*144	Fox	186	Fox	35	Fox	10	Greenberg	*58
1939	Gehring	.325	McCosky	120	McCosky	190	Greenberg	42	McCosky	14	Greenberg	33
1940	Greenberg	.340	Greenberg	129	McCosky	*200	Greenberg	*50	McCosky	*19	Greenberg	*41
1941	McCosky	.324	York	91	Higgins	161	York	29	Campbell	10	York	27
1942	McCosky	.293	York	81	McCosky	176	Higgins	34	McCosky	11	York	21
1943	Wakefield	.316	Wakefield	91	Wakefield	*200	Wakefield	*38	York	11	York	*34
1944	Higgins	.297	Higgins	79	Cramer	169	Higgins	32	Cramer	9	York	18
1945	Mayo	.285	Cullenbine	80	York	157	Cullenbine	27	Cramer	8	Cullenbine	18
1946	Kell	.327	Lake	105	Lake	149	Greenberg	29	Kell	9	Greenberg	*44
1947	Kell	.320	Lake	96	Kell	188	Kell	29	Lake	6	Cullenbine	24
1948	Evers	.314	Mullin	91	Evers	169	Evers	33	Mullin	11	Mullin	23
1949	Kell	*.343	Kell	97	Wertz	185	Kell	38	Kell	9	Wertz	20
1950	Kell	.340	Kell	114	Kell	*218	Kell	*56	Evers	*11	Wertz	27
1951	Kell	.319	Kell	92	Kell	*191	Kell	*36	Mullin	6	Wertz	27
1952	Groth	.284	Dropo	56	Groth	149	Priddy	23	Mullin	5	Dropo	23
1953	Kuenn	.308	Kuenn	94	Kuenn	*209	Kuenn	33	Kuenn	7	Boone	22
1954	Kuenn	.306	Kuenn	81	Kuenn	*201	Kuenn	28	Tuttle	11	Boone	20
1955	Kaline	*.340	Kaline	121	Kaline	*200	Kuenn	*38	Kaline	8	Kaline	27
1956	Kuenn	.332	Kaline	96	Kuenn	*196	Kaline	32	Kaline	10	Maxwell	28
			Kuenn	96			Kuenn	32				
			Maxwell	96								

YEARLY TIGERS LEADERS



Year	Batting Average		Runs Scored		Hits		Doubles		Triples		Home Runs	
1957	Kaline	.295	Kaline	83	Kuenn	173	Kuenn	30	Bolling	6	Maxwell	24
1958	Kuenn	.319	Bolling	91	Kuenn	179	Kuenn	*39	Kuenn	6	Harris	20
1959	Kuenn	*.353	Yost	*115	Kuenn	*198	Kuenn	*42	Harris	8	Maxwell	31
1960	Kaline	.278	Yost	78	Kaline	153	Kaline	29	Maxwell	5	Colavito	35
1961	Cash	*.361	Colavito	129	Cash	*193	Kaline	*41	Wood	*14	Colavito	45
1962	Bruton	.278	Cash	94	Colavito	164	Colavito	30	Kaline	6	Cash	39
1963	Kaline	.312	Colavito	91	Kaline	172	Colavito	29	Bruton	8	Kaline	27
1964	Freehan	.300	McAuliffe	85	Lumpe	160	Kaline	31	Freehan	8	McAuliffe	24
1965	Horton	.273	Wert	81	Wert	159	Cash	23	McAuliffe	6	Cash	30
1966	Kaline	.288	Cash	98	Cash	168	Kaline	29	McAuliffe	8	Cash	32
1967	Kaline	.308	Kaline	94	Freehan	146	Kaline	28	McAuliffe	7	Kaline	25
1968	Horton	.285	McAuliffe	*95	Northrup	153	Northrup	29	McAuliffe	10	Horton	36
1969	Northrup	.295	Cash	81	Northrup	160	Northrup	31	McAuliffe	5	Horton	28
1970	Kaline	.278	Stanley	83	Stanley	143	Kaline	24	Stanley	11	Northrup	24
1971	Kaline	.294	Cash	72	Rodriguez	153	Rodriguez	30	Rodriguez	7	Cash	32
1972	Northrup	.261	Northrup	72	Rodriguez	65	Rodriguez	23	Stanley	6	Cash	22
1973	Stanley	.244	Rodriguez	65	Rodriguez	142	Rodriguez	27	Northrup	7	Cash	19
1974	Freehan	.297	Stanley	81	Stanley	147	Rodriguez	28	Freehan	5	Freehan	18
1975	Horton	.275	Kaline	71	Sutherland	157	Kaline	28	Rodriguez	5	Horton	25
1976	Horton	.275	LeFlore	66	Horton	169	Rodriguez	20	LeFlore	6	Horton	25
1976	LeFlore	.316	LeFlore	93	Staub	176	Staub	28	Rodriguez	6	Horton	25
1977	LeFlore	.325	LeFlore	100	LeFlore	212	Staub	34	LeFlore	8	Thompson	17
1978	LeFlore	.297	LeFlore	*126	LeFlore	198	LeFlore	30	Fuentes	10	Thompson	31
1979	Kemp	.318	LeFlore	110	LeFlore	180	LeFlore	30	Whitaker	7	Thompson	26
1980	Trammell	.300	Trammell	107	Trammell	168	Staub	30	Whitaker	7	Thompson	26
1981	Kemp	.277	Kemp	52	Kemp	103	Kemp	26	LeFlore	10	Kemp	26
1982	Herndon	.292	Trammell	52	Trammell	168	Parrish	34	Brookens	9	Parrish	24
1983	Whitaker	.320	Kemp	52	Kemp	103	Cowens	18	Cowens	4	Parrish	10
1984	Trammell	.314	Trammell	52	Trammell	168	Parrish	18	Kemp	4	Parrish	32
1985	Gibson	.287	Gibson	92	Herndon	179	Trammell	34	Herndon	13	Parrish	32
1986	Trammell	.277	Whitaker	94	Whitaker	206	Parrish	42	Gibson	9	Parrish	27
1987	Trammell	.343	Whitaker	102	Whitaker	170	Gibson	37	Herndon	9	Parrish	33
1988	Trammell	.311	Trammell	107	Trammell	159	Trammell	33	Gibson	10	Parrish	33
1989	Pettis	.257	Whitaker	110	Trammell	205	Whitaker	38	Whitaker	8	Evans	*40
1990	Trammell	.304	Trammell	73	Trammell	145	Lemon	29	Brookens	5	Evans	22
1991	Phillips	.284	Whitaker	77	Whitaker	128	Whitaker	21	Sheridan	5	Whitaker	28
1992	Whitaker	.278	Whitaker	77	Whitaker	128	Whitaker	21	Pettis	6	Whitaker	28
1993	Phillips	.313	Pettis	77	Whitaker	128	Whitaker	21	Pettis	6	Whitaker	28
1994	Whitaker	.301	Whitaker	77	Whitaker	128	Whitaker	21	Pettis	6	Whitaker	28
1995	Fryman	.275	Fielder	104	Trammell	170	Trammell	37	Moseby	5	Fielder	*51
1996	Higginson	.320	Fielder	102	Fielder	163	Fryman	36	Phillips	5	Fielder	*44
1997	Higginson	.299	Phillips	*114	Fryman	175	Phillips	32	Cuyler	7	Fielder	35
1998	Clark	.291	Phillips	113	Fryman	182	Fryman	37	Fryman	4	Fielder	35
1999	Cruz, D.	.284	Phillips	91	Phillips	123	Fryman	34	Cuyler	7	Tettleton	32
2000	Cruz, D.	.302	Phillips	91	Phillips	123	Fryman	34	Fryman	5	Fielder	28
2001	Cedeno	.293	Curtis	96	Curtis	157	Curtis	29	Samuel	5	Fielder	31
2002	Simon	.301	Fryman	90	Fryman	165	Higginson	35	Fryman	5	Fielder	31
2003	Young	.297	Hunter	112	Hunter	177	Easley	37	Higginson	5	Clark	27
2004	Rodriguez	.334	Clark	92	Clark	175	Easley	38	Hunter	7	Clark	32
2005	Monroe	.277	Higginson	92	Clark	150	Cruz, D.	35	Gonzalez	5	Clark	34
2006	Guillen	.320	Palmer	92	Clark	150	Cruz, D.	35	Polonia	8	Palmer	38
2007	Ordonez	*.363	Higginson	104	Higginson	179	Cruz, D.	46	Encarnacion	6	Higginson	30
2008	Ordonez	.317	Higginson	84	Cedeno	153	Halter	32	Cedeno	11	Fick	19
2009	Cabrera	.324	Higginson	66	Fick	150	Fick	36	Halter	6	Simon	19
2010	Cabrera	.328	Young	78	Young	167	Young	34	Young	7	Young	29
2011	Cabrera	*.344	Young	78	Young	167	Young	34	Young	7	Young	29
2012	Cabrera	.328	Rodriguez	97	Rodriguez	176	Guillen	37	Guillen	10	Pena	27
2013	Cabrera	.328	Guillen	75	Inge	161	Rodriguez	33	Inge	9	Young	21
2014	Cabrera	.328	Guillen	100	Ordonez	177	Guillen	41	Granderson	9	Monroe	28
2015	Cabrera	.328	Ordonez	122	Ordonez	216	Ordonez	*54	Granderson	*23	Ordonez	28
2016	Cabrera	.328	Granderson	112	Cabrera	180	Cabrera	36	Granderson	*13	Cabrera	*37
2017	Cabrera	.328	Cabrera	96	Cabrera	198	Cabrera	34	Granderson	8	Cabrera	34
2018	Cabrera	.328	Cabrera	111	Jackson	181	Cabrera	45	Jackson	10	Cabrera	38
2019	Cabrera	*.344	Cabrera	111	Cabrera	197	Cabrera	48	Jackson	11	Cabrera	30

* Led league; ^Tied for league lead

Year	RBI		Walks		Strikeouts		Stolen Bases		On-Base %		Slugging %	
1901	Elberfeld	76	Barrett	76	---	---	Holmes	35	Elberfeld	.397	Elberfeld	.428
1902	Elberfeld	64	Barrett	74	---	---	Barrett	24	Barrett	.397	Barrett	.387
1903	Crawford	89	Barrett	*74	---	---	Barrett	27	Barrett	*.407	Crawford	.488
1904	Crawford	73	Barrett	*79	---	---	Crawford	20	Barrett	.353	Crawford	.352
1905	Crawford	75	Crawford	50	---	---	Crawford	22	Crawford	.357	Crawford	.430

TIGERS HISTORY



YEARLY TIGERS LEADERS

Year	RBI	Walks	Strikeouts	Stolen Bases	On-Base %	Slugging %
1906	Crawford	72	McIntyre	56	---	Crawford .407
1907	Cobb	*116	Jones	60	---	Cobb *.473
1908	Cobb	*108	McIntyre	83	---	Cobb *.475
1909	Cobb	*107	Bush	*88	---	Cobb *.517
1910	Crawford	*120	Bush	*78	---	Cobb *.554
1911	Cobb	*144	Bush	*98	---	Cobb *.621
1912	Crawford	109	Bush	*117	---	Cobb *.586
1913	Crawford	83	Bush	80	Gainer 45	Cobb .535
1914	Crawford	*104	Bush	*112	Stanage 58	Crawford .483
1915	Crawford	^112	Bush	118	Burns 51	Cobb .487
1916	Veach	91	Cobb	78	Stanage 48	Cobb .493
1917	Veach	*103	Bush	80	Heilmann 54	Cobb *.566
1918	Veach	*78	Bush	79	Cunningham 34	Cobb *.515
1919	Veach	101	Bush	75	Heilmann 41	Veach .519
1920	Veach	113	Young	85	Bush 32	Veach .474
1921	Heilmann	139	Blue	103	Heilmann 32	Heilmann .606
1922	Veach	126	Blue	82	Blue 47	Heilmann .598
1923	Heilmann	115	Blue	96	Blue 48	Heilmann .632
1924	Heilmann	114	Rigney	102	Blue 40	Heilmann .533
1925	Heilmann	134	Blue	83	Heilmann 41	Heilmann .598
1926	Heilmann	103	Blue	90	Cobb 23	Cobb .564
1927	Heilmann	120	Heilmann	72	Tavener 60	Heilmann .616
1928	Heilmann	107	Gehring	69	Blue 19	Heilmann .507
1929	Alexander	137	Johnson	67	Blue 13	Alexander .580
1930	Alexander	135	Gehring	69	Alexander 56	Gehring .534
1931	Alexander	87	Johnson	72	Johnson 51	Stone .464
1932	Stone	108	Gehring	68	Johnson 33	Gehring .497
1933	Gehring	105	Rogell	79	Walker 64	Gehring .468
1934	Greenberg	139	Gehring	99	Walker 78	Greenberg .600
1935	Greenberg	*170	Cochrane	96	White 93	Greenberg .628
1936	Goslin	125	Goslin	85	White 19	Gehring .555
1937	Greenberg	*183	Greenberg	102	Walker 17	Greenberg .668
1938	Greenberg	146	Greenberg	^119	Walker 101	Greenberg .683
1939	Greenberg	112	Greenberg	91	Fox 92	Greenberg .622
1940	Greenberg	*150	Gehring	101	Fox 23	Greenberg *.670
1941	York	111	Gehring	95	McCosky 8	Campbell .457
1942	York	90	York	73	McCosky 11	Harris .430
1943	York	*118	York	84	Harris 6	York *.527
1944	York	98	Higgins	81	Hoover 6	York .439
1945	Cullenbine	93	Cullenbine	101	Hoover 9	Cullenbine .451
1946	Greenberg	*127	Lake	103	Webb 8	Greenberg .604
1947	Kell	93	Cullenbine	137	Lake 15	Evers .435
1948	Evers	103	Mullin	77	Lake 66	Mullin .504
1949	Wertz	133	Wertz	80	Wertz 70	Kell .467
1950	Wertz	123	Groth	95	Lipon 4	Evers .551
1951	Wertz	94	Priddy	95	Kell 7	Wertz .511
1952	Dropo	70	Priddy	78	Kell 10	Dropo .479
1953	Dropo	96	Ginsberg	51	Mullin 4	Dropo .453
1954	Boone	85	Groth	66	Groth 51	Boone .466
1955	Boone	^116	Delsing	66	Delsing 6	Kaline .546
1956	Kaline	128	Boone	71	Boone 9	Maxwell .534
1957	Kaline	90	Kaline	82	Kaline 9	Maxwell .482
1958	Kaline	85	Maxwell	79	Maxwell 11	Kaline .490
1959	Maxwell	95	Maxwell	64	Wilson 10	Kaline *.530
1960	Colavito	87	Yost	*135	Maxwell 91	Colavito .474
1961	Colavito	140	Colavito	80	Kaline 19	Cash .662
1962	Colavito	112	Wood	141	Wood 30	Colavito .514
1963	Kaline	101	Cash	82	Cash 24	Kaline .514
1964	Cash	83	Colavito	78	Cash 18	Kaline .469
1965	Horton	104	McAuliffe	96	Wood 14	Cash .512
1966	Horton	100	Cash	101	Lumpe 7	Kaline .534
1967	Kaline	78	Horton	81	Wert 6	Kaline .541
1968	Northrup	90	McAuliffe	105	Stanley 9	Horton .543
1969	Horton	91	McAuliffe	82	Horton 110	Northrup .508
1970	Northrup	80	Cash	63	Stanley 93	Cash .531
1971	Cash	91	Northrup	101	Stanley 68	Cash .445
1972	Cash	61	Kaline	82	Northrup 93	Stanley .384
1973	Rodriguez	58	McAuliffe	59	Rodriguez 104	Freehan .479
1974	Kaline	64	Brown	52	Rodriguez 85	Horton .421
1975	Horton	92	Kaline	65	Taylor 75	Staub .433
1976	Staub	96	LeFlore	45	LeFlore 139	Staub .433

YEARLY TIGERS LEADERS



Year	RBI	Walks	Strikeouts	Stolen Bases	On-Base %	Slugging %						
1977	Thompson	105	Thompson	73	LeFlore	121	LeFlore	39	LeFlore	.363	Thompson	.487
1978	Staub	121	Kemp	97	LeFlore	104	LeFlore	*68	Kemp	.379	Thompson	.472
1979	Kemp	105	Whitaker	78	Parrish	105	LeFlore	78	Kemp	.398	Kemp	.543
1980	Kemp	101	Whitaker	73	Parrish	109	Brookens Peters	13 13	Kemp	.376	Parrish	.499
1981	Kemp	49	Kemp	70	Gibson	64	Gibson	17	Kemp	.389	Kemp	.419
1982	Herndon	88	Lemon	56	Parrish	99	Trammell	19	Lemon	.368	Parrish	.529
1983	Parrish	114	Whitaker	67	Parrish	106	Trammell	30	Trammell	.385	Parrish	.483
1984	Parrish	98	Evans	77	Parrish	120	Gibson	29	Trammell	.382	Gibson	.516
1985	Parrish	98	Evans	85	Gibson	137	Gibson	30	Gibson	.364	Evans	.519
1986	Coles	86	Evans	91	Gibson	107	Gibson	34	Gibson	.371	Gibson	.492
	Gibson	86										
1987	Trammell	105	Evans	100	Gibson	117	Gibson	26	Trammell	.402	Trammell	.551
1988	Trammell	69	Evans	84	Evans	89	Pettis	44	Trammell	.373	Trammell	.464
1989	Whitaker	85	Whitaker	89	Pettis	106	Pettis	43	Pettis	.375	Whitaker	.462
1990	Fielder	*132	Phillips	99	Fielder	*182	Phillips	19	Fielder	.377	Fielder	*.592
1991	Fielder	*133	Tettleton	101	Deer	*175	Cuyler	41	Whitaker	.391	Fielder	.513
1992	Fielder	*124	Tettleton	*122	Fielder	151	Pettis	13	Phillips	.387	Tettleton	.469
1993	Fielder	117	Phillips	*132	Tettleton	139	Phillips	16	Phillips	.443	Tettleton	.492
1994	Fielder	90	Tettleton	97	Fryman	*128	Phillips	13	Tettleton	.419	Gibson	.548
1995	Fielder	82	Fielder	75	Fielder	116	Curtis	27	Curtis	.349	Fielder	.472
1996	Fryman	100	Higginson	65	Nieves	158	Bartee	20	Higginson	.404	Higginson	.577
1997	Clark	117	Clark	93	Nieves	157	Hunter	*74	Higginson	.379	Higginson	.520
1998	Clark	103	Clark	63	Clark	128	Hunter	42	Clark	.358	Clark	.522
			Higginson	63								
1999	Palmer	100	Clark	64	Palmer	153	Encarnacion	33	Ausmus	.365	Palmer	.518
			Higginson	64								
2000	Higginson	102	Higginson	74	Palmer	146	Encarnacion	16	Higginson	.377	Higginson	.538
	Palmer	102										
2001	Clark	75	Higginson	80	Clark	108	Cedeno	55	Higginson	.367	Halter	.467
2002	Simon	82	Fick	46	Inge	101	Lombard	13	Higginson	.345	Simon	.459
2003	Young	85	Higginson	59	Young	130	Sanchez	44	Young	.372	Young	.537
2004	Guillen	97	Higginson	70	Pena	146	Sanchez	19	Rodriguez	.383	Guillen	.542
			Pena	70								
2005	Monroe	89	Inge	63	Inge	140	Logan	23	Inge	.330	Young	.471
2006	Ordonez	104	Guillen	71	Granderson	*174	Guillen	20	Guillen	.400	Guillen	.519
2007	Ordonez	139	Sheffield	84	Inge	150	Granderson	26	Ordonez	.434	Ordonez	.595
2008	Cabrera	127	Granderson	71	Cabrera	126	Granderson	12	Ordonez	.376	Cabrera	.537
2009	Cabrera	103	Granderson	72	Inge	170	Granderson	20	Cabrera	.396	Cabrera	.547
2010	Cabrera	*126	Cabrera	89	Jackson	170	Jackson	27	Cabrera	*.420	Cabrera	.622
2011	Cabrera	105	Cabrera	108	Jackson	181	Jackson	22	Cabrera	.448	Cabrera	.586

* Led league; ^Tied for league lead

PITCHING

Year	Wins	Losses	Winning %	ERA	Appearances	Innings Pitched						
1901	Miller	23	Cronin	15	Miller	.639	Yeager	2.61	Miller	38	Miller	332.0
			Siever	15					Siever	38		
1902	Mercer	15	Mercer	18	Mercer	.455	Siever	*1.91	Mercer	35	Mercer	281.2
									Mullin	35		
1903	Mullin	18	Donovan	16	Mullin	.545	Mullin	2.25	Mullin	41	Mullin	320.2
			Kitsou	16								
1904	Donovan	17	Mullin	23	Donovan	.515	Mullin	2.40	Mullin	45	Mullin	382.1
	Mullin	17										
1905	Killian	23	Mullin	21	Killian	.622	Killian	2.27	Mullin	44	Mullin	*347.2
1906	Mullin	21	Mullin	18	Killian	.625	Siever	2.71	Mullin	40	Mullin	330.0
1907	Donovan	25	Mullin	20	Donovan	*.862	Killian	1.78	Mullin	46	Mullin	357.1
	Killian	25										
1908	Summers	24	Mullin	13	Donovan	.720	Summers	1.64	Summers	40	Summers	301.0
1909	Mullin	*29	Willett	10	Mullin	*.784	Killian	1.71	Willett	41	Mullin	303.2
1910	Mullin	21	Mullin	12	Donovan	.708	Willett	2.37	Mullin	38	Mullin	289.0
			Summers	12								
1911	Mullin	18	Willett	14	Works	.688	Mullin	3.07	Willett	38	Mullin	234.1
1912	Dubuc	17	Mullin	17	Dubuc	.630	Dubuc	2.77	Dubuc	37	Willett	284.1
	Willett	17							Willett	37		
1913	Dubuc	15	Dubuc	14	Lake	.533	Dauss	2.48	Dubuc	36	Dubuc	242.2
			Willett	14								
1914	Coveleski	22	Dauss	15	Coveleski	.647	Coveleski	2.49	Dauss	45	Coveleski	303.1
1915	Dauss	24	Coveleski	13	Boland	.650	Coveleski	2.45	Coveleski	^50	Coveleski	312.2
			Dauss	13								
1916	Coveleski	21	Dauss	12	Coveleski	.656	Coveleski	1.97	Boland	46	Coveleski	324.1
			James	12								
1917	Dauss	17	Ehmke	15	Mitchell	.600	James	2.09	Cunningham	44	Dauss	270.2
1918	Boland	14	Dauss	16	Boland	.583	Boland	2.65	Dauss	33	Dauss	249.2
1919	Dauss	21	Boland	16	Dauss	.700	Leonard	2.77	Boland	35	Dauss	256.1
1920	Ehmke	15	Dauss	21	Ehmke	.455	Ehmke	3.29	Ayers	46	Dauss	270.1
1921	Ehmke	13	Dauss	15	Ehmke	.481	Leonard	3.75	Oldham	40	Leonard	245.0
1922	Pillette	19	Ehmke	17	Pillette	.613	Pillette	2.85	Ehmke	45	Ehmke	279.2
1923	Dauss	21	Pillette	^19	Cole	.722	Dauss	3.62	Cole	52	Dauss	316.0
1924	Whitehill	17	Dauss	11	Holloway	.700	Collins	3.21	Holloway	49	Whitehill	233.0
			Stoner	11								

TIGERS HISTORY



YEARLY TIGERS LEADERS

Year	Wins	Losses	Winning %	ERA	Appearances	Innings Pitched			
1925	Dauss	16	Collins Dauss Whitehill	11 11 11	Holloway .765	Dauss 3.16	Doyle 45	Whitehill 239.1	
1926	Whitehill	16	Whitehill	13	Dauss .667	Gibson 3.48	Holloway Wells Whitehill	36 36 36	Whitehill 252.1
1927	Whitehill	16	Whitehill	14	Collins .650	Whitehill 3.36	Whitehill 41	Whitehill 236.0	
1928	Carroll	16	Whitehill	16	Carroll .571	Carroll 3.27	Smith 39	Carroll 231.0	
1929	Uhle	15	Carroll	17	Uhle .577	Uhle 4.08	Whitehill 38	Uhle 249.0	
1930	Whitehill	17	Whitehill	13	Sorrell .593	Uhle 3.65	Sullivan 40	Uhle 239.0	
1931	Sorrell	13	Bridges	16	Sorrell .481	Uhle 3.50	Bridges 35	Whitehill 271.1	
	Whitehill	13	Whitehill	16			Herring 35		
							Sorrell 35		
1932	Whitehill	16	Sorrell	14	Whitehill .571	Bridges 3.36	Hogsett 47	Whitehill 244.0	
1933	Marberry	16	Fischer Sorrell	15 15	Marberry .593	Bridges 3.09	Hogsett 45	Marberry 238.1	
1934	Rowe	24	Bridges	11	Rowe .750	Auker 3.42	Rowe 45	Bridges 275.0	
1935	Bridges	21	Rowe	13	Auker *.720	Bridges 3.51	Rowe 42	Rowe 275.2	
1936	Bridges	*23	Auker	16	Bridges .676	Bridges 3.60	Lawson 41	Bridges 294.2	
							Rowe 41		
1937	Lawson	18	Bridges	12	Gill .733	Auker 3.88	Auker 39	Auker 252.2	
1938	Bridges	13	Auker	10	Eisenstat .600	Gill 4.12	Coffman 39	Kennedy 190.1	
1939	Bridges	17	Rowe	12	Bridges .708	Newsom 3.37	Benton 37	Newsom 246.0	
	Newsom	17							
1940	Newsom	21	Benton	10	Rowe *.842	Newsom 2.83	Benton 42	Newsom 264.0	
1941	Benton	15	Newsom	*20	Benton .714	Bridges 3.41	Newsom 43	Newsom 250.1	
1942	Trucks	14	Trout	18	Trucks .636	Newhouser 2.45	Newhouser 38	Benton 226.2	
1943	Trout	^20	Newhouser	17	Bridges .632	Bridges 2.39	Trout 44	Trout 246.2	
1944	Newhouser	*29	Gentry Gorsica Trout	14 14 14	Newhouser .763	Trout *2.12	Trout 49	Trout *352.1	
1945	Newhouser	*25	Trout	15	Newhouser .735	Newhouser *1.81	Trout 41	Newhouser *313.1	
1946	Newhouser	^26	Trout	13	Newhouser .743	Newhouser *1.94	Trout 38	Newhouser 292.2	
1947	Hutchinson	18	Newhouser	*17	Overmire .688	Newhouser 2.87	Newhouser 40	Newhouser 285.0	
1948	Newhouser	*21	Houtteman	16	Newhouser .636	Newhouser 3.01	Houtteman 43	Newhouser 272.1	
							Trucks 43		
1949	Trucks	19	Newhouser Trucks	11 11	Hutchinson .682	Trucks 2.81	Trucks 41	Newhouser 292.0	
1950	Houtteman	19	Newhouser	13	Trout .722	Houtteman 3.54	White 42	Houtteman 274.2	
1951	Trucks	13	Gray Trout	^14 ^14	Trucks .619	Hutchinson 3.68	Trout 42	Gray 197.1	
1952	Gray	12	Houtteman	*20	Newhouser .500	Trucks 3.97	White 41	Gray 224.0	
1953	Garver	11	Gray	15	Garver .500	Garver 4.45	Herbert 43	Garver 198.1	
1954	Gromek	18	Gromek	16	Garver .560	Gromek 2.74	Herbert 42	Gromek 252.2	
1955	Hoelt	16	Garver	16	Hoelt .696	Hoelt 2.99	Aber 39	Lary 235.0	
1956	Lary	*21	Hoelt	14	Lary .618	Lary 3.15	Foytack 43	Lary *294.0	
1957	Bunning	^20	Lary	16	Bunning .714	Bunning 2.69	Bunning 45	Bunning *267.1	
							Maas 45		
1958	Lary	16	Lary	15	Bunning .538	Lary 2.90	Aguirre 44	Lary *260.1	
1959	Bunning	17	Foytack	14	Mossi .654	Mossi 3.36	Morgan 46	Bunning 249.2	
	Lary	17							
	Mossi	17							
1960	Lary	15	Lary	15	Mossi .529	Bunning 2.79	Sisler 41	Lary *274.1	
1961	Lary	23	Bunning	11	Lary .719	Mossi 2.96	Aguirre 45	Lary 275.1	
1962	Bunning	19	Mossi	13	Aguirre .667	Aguirre *2.21	Nischwitz 48	Bunning 258.0	
1963	Regan	15	Aguirre	15	Regan .625	Aguirre 3.67	Fox 46	Bunning 248.1	
1964	Wickersham	19	Wickersham	12	Lolich .667	Lolich 3.26	Lolich 44	Wickersham 254.0	
1965	McLain	16	Wickersham	14	McLain .727	McLain 2.61	Gladding 46	Lolich 243.2	
1966	McLain	20	Lolich McLain	14 14	Wilson .684	Wilson 2.59	Sherry 55	McLain 264.1	
1967	Wilson	22	McLain	16	Wilson .667	Lolich 3.04	Gladding 42	Wilson 264.0	
1968	McLain	*31	Wilson	12	McLain *.838	McLain 1.96	Dobson 47	McLain *336.0	
1969	McLain	*24	Lolich	11	McLain .727	McLain 2.80	Dobson 49	McLain *325.0	
1970	Lolich	14	Lolich	*19	Cain .632	Lolich 3.80	Timmerman 61	Lolich 272.2	
1971	Lolich	*25	Lolich	14	Coleman .690	Lolich 2.92	Scherman 69	Lolich *376.0	
1972	Lolich	22	Coleman Lolich	14 14	Lolich .611	Lolich 2.50	Seelbach 61	Lolich 327.1	
1973	Coleman	23	Coleman Lolich	15 15	Hiller .667	Coleman 3.53	Hiller 65	Lolich 308.2	
1974	Hiller	17	Lolich	*21	Coleman .538	Lolich 4.15	Hiller 59	Lolich 308.0	
1975	Lolich	12	Coleman Lolich	18 18	Ruhle .478	Lolich 3.78	Hiller 36	Lolich 240.2	
							Walker 36		
1976	Fidrych	19	Roberts	17	Fidrych .679	Fidrych *2.34	Hiller 56	Roberts 252.0	
1977	Rozema	15	Arroyo	18	Rozema .682	Rozema 3.09	Hiller 45	Rozema 218.1	
1978	Slaton	17	Rozema Wilcox	12 12	Billingham .652	Rozema 3.14	Hiller 51	Slaton 233.2	
1979	Morris	17	Wilcox	10	Morris .708	Morris 3.28	Lopez 61	Morris 197.2	
1980	Morris	16	Morris	15	Lopez .684	Petry 3.94	Lopez 67	Morris 250.0	
1981	Morris	14	Petry Wilcox	9 9	Morris .667	Petry 3.00	Saucier 38	Morris 198.0	
1982	Morris	17	Morris	16	Petry .625	Petry 3.22	Tobik 51	Morris 266.1	

YEARLY TIGERS LEADERS



Year	Wins	Losses	Winning %	ERA	Appearances	Innings Pitched			
1983	Morris	20	Morris	13	Petry .633	Morris 3.34	Lopez 57	Morris	*293.2
1984	Morris	19	Morris	11	Petry .692	Petry 3.24	Hernandez 80	Morris	240.1
1985	Morris	16	Petry	13	Terrell .600	Morris 3.33	Hernandez 74	Morris	257.0
1986	Morris	21	Terrell	12	King .733	Morris 3.27	Hernandez 64	Morris	267.0
1987	Morris	18	Morris	11	Terrell .630	Morris 3.38	Henneman 55	Morris	266.0
						King 55			
1988	Morris	15	Terrell	16	Robinson .684	Robinson 2.98	Henneman 65	Morris	235.0
1989	Henneman	11	Alexander	*18	Henneman .733	Tanana 3.58	Henneman 60	Tanana	223.2
1990	Morris	15	Morris	18	Tanana .529	Morris 4.51	Henneman 69	Morris	249.2
1991	Gullickson	20	Terrell	14	Gullickson .690	Tanana 3.77	Gibson 68	Gullickson	226.1
1992	Gullickson	14	Gullickson	13	Tanana .542	Gullickson 4.34	Munoz 65	Gullickson	221.2
1993	Doherty	14	Doherty	11	Gullickson .591	Wells 4.19	MacDonald 68	Moore	213.2
					Moore .591				
1994	Moore	11	Belcher	15	Boever .818	Moore 5.42	Boever 46	Belcher	162.0
1995	Wells	10	Moore	15	Bergman .412	Lira 4.31	Boever 60	Lira	146.1
1996	Olivares	7	Lira	14	Olivares .389	Lira 5.22	Myers 83	Lira	194.2
1997	Blair	16	Moehler	12	Blair .667	Thompson 3.02	Myers 88	Thompson	223.1
1998	Moehler	14	Thompson	15	Moehler .519	Moehler 3.90	Runyan 88	Thompson	222.0
1999	Mlicki	14	Moehler	*16	Mlicki .538	Mlicki 4.60	Brocail 70	Moehler	196.1
2000	Moehler	12	Weaver	15	Blair .625	Weaver 4.32	Anderson 69	Weaver	200.0
2001	Sparks	14	Weaver	16	Sparks .609	Sparks 3.65	Anderson 62	Sparks	232.0
2002	Redman	8	Sparks	16	Maroth .375	Redman 4.21	Acevedo 65	Redman	203.0
	Sparks	8							
2003	Maroth	9	Maroth	21	Maroth .300	Cornejo 4.67	Walker 78	Cornejo	194.2
2004	Robertson	12	Johnson	15	Robertson .545	Maroth 4.31	Walker 70	Maroth	217.0
2005	Bonderman	14	Robertson	16	Bonderman .519	Robertson 4.48	Walker 66	Johnson	210.0
	Maroth	14							
2006	Rogers	17	Robertson	13	Rogers .680	Verlander 3.63	Rodney 63	Bonderman	214.0
	Verlander	17							
2007	Verlander	18	Robertson	13	Verlander .750	Verlander 3.66	Jones 63	Verlander	201.2
2008	Galarraga	13	Verlander	17	Galarraga .650	Galarraga 3.73	Seay 60	Verlander	201.0
2009	Verlander	*19	Galarraga	10	Verlander .679	Verlander 3.45	Rodney 73	Verlander	*240.0
2010	Verlander	18	Porcello	12	Verlander .667	Verlander 3.37	Coke 74	Verlander	224.1
2011	Verlander	*24	Penny	11	Verlander .828	Verlander *2.40	Valverde 75	Verlander	*251.0

* Led league; ^Tied for league lead

Year	Saves	Complete Games	Shutouts	HR Allowed	Walks	Strikeouts			
1901	--	Miller	35	Miller	3	Siever 9	Miller 98	Siever	85
1902	--	Mercer	28	Mercer	4	Mercer 5	Mullin 95	Mullin	78
	--					Yeager 5			
1903	--	Donovan	*34	Mullin	6	Kitson 8	Mullin *106	Donovan	187
1904	--	Mullin	42	Mullin	7	Kitson 7	Mullin *131	Mullin	161
1905	--	Mullin	*35	Killian	8	Mullin 4	Mullin *138	Mullin	168
1906	--	Mullin	35	Donahue	3	Siever 5	Mullin ^108	Mullin	123
1907	--	Mullin	35	Mullin	5	Donovan 3	Mullin 106	Mullin	146
1908	--	Mullin	26	Donovan	6	Killian 3	Mullin 71	Donovan	141
	--					Summers 3			
1909	--	Mullin	29	Donovan	4	Willett 5	Mullin 78	Mullin	124
1910	--	Mullin	27	Mullin	5	Stroud *9	Mullin 102	Donovan	107
1911	--	Mullin	25	Works	3	Mullin 7	Willett 80	Mullin	87
1912	--	Willett	28	Dubuc	2	Lake 3	Dubuc 109	Dubuc	97
	--					Mullin 3			
	--					Willett 3			
1913	--	Dauss	22	Dauss	2	Dauss 4	Dubuc 91	Dauss	107
	--	Dubuc	22						
1914	--	Coveleski	23	Coveleski	5	Coveleski 4	Coveleski 100	Dauss	150
1915	--	Dauss	27	Dubuc	5	Dubuc 5	Dauss 115	Coveleski	150
1916	--	Coveleski	22	Coveleski	3	Coveleski 6	Dauss 90	Coveleski	108
1917	--	Dauss	22	Dauss	6	Dauss 3	James 96	Dauss	102
	--					Ehmke 3			
1918	--	Dauss	21	Boland	4	Dauss 3	Kallio 76	Dauss	73
	--					James 3			
1919	--	Dauss	22	Leonard	4	Dauss 9	Ehmke *107	Leonard	102
1920	--	Ehmke	23	Ayers	3	Dauss 11	Ehmke 124	Ayers	103
	--	Leonard	16	Leonard	3				
1921	--	Dauss	16	Four with	1	Ehmke 15	Dauss 81	Leonard	120
	--	Leonard	16			Leonard 15	Ehmke 81		
	--						Oldham 81		
1922	--	Pillette	18	Pillette	4	Oldham 14	Ehmke 101	Ehmke	108
1923	--	Dauss	22	Dauss	4	Holloway 12	Pillette 83	Dauss	105
	--					Johnson 12			
1924	--	Whitehill	16	Whitehill	2	Stoner 13	Whitehill 79	Collins	75
1925	--	Dauss	16	Dauss	1	Whitehill 13	Whitehill 88	Whitehill	83
	--					Whitehill 1			
1926	--	Gibson	16	Wells	4	Stoner 11	Whitehill 79	Whitehill	109
1927	--	Whitehill	17	Whitehill	3	Holloway 10	Whitehill *105	Whitehill	95
1928	--	Carroll	19	Carroll	2	Stoner 16	Carroll 87	Whitehill	93
1929	--	Uhle	23	Five with	1	Whitehill 16	Sorrell 106	Whitehill	103
1930	--	Uhle	18	Sorrell	2	Uhle 18	Sorrell 106	Uhle	117

TIGERS HISTORY



YEARLY TIGERS LEADERS

Year	Saves	Complete Games	Shutouts	HR Allowed	Walks	Strikeouts						
1931	--	Whitehill	22	Bridges	2	Whitehill	*22	Whitehill	118	Bridges	105	
	--			Uhle	2							
1932	--	Whitehill	17	Bridges	4	Whitehill	17	Bridges	119	Bridges	108	
1933	--	Bridges	17	Bridges	2	Sorrell	18	Bridges	110	Bridges	120	
1934	--	Bridges	23	Bridges	3	Bridges	16	Bridges	104	Bridges	151	
	--			Rowe	3							
1935	--	Bridges	23	Rowe	6	Bridges	*22	Bridges	113	Bridges	*163	
1936	--	Bridges	26	Bridges	5	Bridges	21	Bridges	115	Bridges	*175	
1937	--	Auker	19	Bridges	3	Lawson	17	Lawson	115	Bridges	138	
1938	--	Bridges	13	Auker	1	Gill	15	Kennedy	113	Bridges	101	
	--	Gill	13	Gill	1							
	--			Poffenberger	1							
1939	--	Newsom	21	Newsom	3	Rowe	17	Newsom	104	Newsom	164	
1940	--	Newsom	20	Newsom	3	Newsom	19	Newsom	100	Newsom	164	
1941	--	Newsom	12	Newsom	2	Newsom	15	Newhouser	137	Newsom	175	
1942	--	Trout	13	White	4	Trout	15	Newhouser	114	Benton	110	
1943	--	Trout	18	Trout	5	Trucks	11	Newhouser	*111	Newhouser	144	
1944	--	Trout	*33	Trout	7	Gentry	9	Gentry	*108	Newhouser	*187	
	--			Trout	9							
1945	--	Newhouser	*29	Newhouser	8	Mueller	8	Newhouser	110	Newhouser	*212	
1946	--	Newhouser	29	Newhouser	6	Trucks	*23	Newhouser	98	Newhouser	275	
1947	--	Newhouser	*24	Hutchinson	3	Hutchinson	14	Newhouser	110	Newhouser	176	
	--			Newhouser	3	Trucks	14					
	--			Overmire	3							
1948	--	Newhouser	19	Newhouser	2	Hutchinson	32	Newhouser	99	Newhouser	143	
	--			Trout	2							
1949	--	Newhouser	22	Trucks	6	Houtteman	19	Trucks	124	Trucks	*153	
	--			Newhouser	19							
1950	--	Houtteman	21	Houtteman	4	Houtteman	*29	Houtteman	99	Gray	102	
1951	--	Gray	9	Hutchinson	2	Gray	17	Gray	95	Gray	131	
	--	Hutchinson	9									
1952	--	Gray	13	Trucks	3	Gray	21	Gray	101	Gray	138	
	--			Wight	3							
1953	--	Garver	13	Gromek	1	Gray	*25	Gray	76	Gray	115	
	--			Houtteman	1							
1954	--	Gromek	17	Gromek	4	Gromek	*26	Garver	62	Hoeft	114	
	--			Hoeft	4			Zuverink	62			
1955	--	Hoeft	17	Hoeft	7	Gromek	*26	Lary	89	Hoeft	133	
1956	--	Lary	20	Hoeft	4	Gromek	25	Foytack	142	Foytack	184	
1957	--	Bunning	14	Lary	2	Bunning	33	Foytack	104	Bunning	182	
	--			Maas	2							
1958	--	Lary	^19	Bunning	3	Bunning	28	Bunning	79	Bunning	177	
	--			Lary	3							
1959	--	Mossi	15	Lary	3	Bunning	*37	Bunning	75	Bunning	*201	
	--			Mossi	3							
1960	--	Lary	*15	Bunning	3	Lary	25	Bunning	64	Bunning	*201	
1961	--	Lary	*22	Bunning	4	Mossi	29	Bunning	71	Bunning	194	
	--			Lary	4							
1962	--	Bunning	12	Aguirre	2	Bunning	28	Foytack	86	Bunning	184	
	--			Bunning	2							
1963	--	Aguirre	14	Aguirre	3	Bunning	*38	Bunning	69	Bunning	196	
1964	--	Lolich	12	Lolich	6	Wickersham	28	Wickersham	81	Lolich	192	
1965	--	McLain	13	McLain	4	McLain	25	Sparma	75	Lolich	226	
1966	--	McLain	14	McLain	4	McLain	*42	McLain	104	McLain	192	
1967	--	Wilson	12	Lolich	6	McLain	*35	Wilson	92	Wilson	184	
1968	--	McLain	*28	McLain	6	McLain	*31	Sparma	77	McLain	280	
1969	McMahon	11	McLain	23	McLain	9	McLain	25	Lolich	122	271	
1970	Timmerman	27	Lolich	13	Lolich	3	Niekro	28	Lolich	109	Lolich	230
1971	Scherman	20	Lolich	*29	Lolich	4	Lolich	36	Coleman	96	Lolich	*308
1972	Seelbach	14	Lolich	23	Lolich	4	Lolich	*29	Coleman	110	Lolich	250
1973	Hiller	38	Lolich	17	Lolich	3	Lolich	35	Coleman	93	Lolich	214
1974	Hiller	13	Lolich	27	Lolich	3	Lolich	*38	Coleman	158	Lolich	202
1975	Hiller	14	Lolich	19	Ruhle	3	Coleman	27	Coleman	85	Lolich	139
1976	Hiller	13	Fidrych	*24	Fidrych	4	Ruhle	19	Hiller	67	Hiller	117
				Roberts	4							
1977	Foucalt	13	Rozema	16	Arroyo	1	Rozema	25	Hiller	61	Hiller	115
				Fidrych	1							
				Rozema	1							
1978	Hiller	15	Wilcox	16	Billingham	4	Slaton	27	Slaton	85	Wilcox	132
1979	Lopez	21	Morris	9	Morris	1	Morris	19	Wilcox	73	Morris	113
				Rozema	1							
1980	Lopez	21	Wilcox	13	Petry	3	Wilcox	24	Morris	87	Morris	112
1981	Saucier	13	Morris	15	Petry	2	Morris	14	Morris	*78	Morris	97
				Rozema	2							
1982	Tobik	9	Morris	17	Morris	3	Morris	37	Petry	100	Morris	135
1983	Lopez	18	Morris	20	Petry	2	Petry	*37	Petry	99	Morris	*232
				Wilcox	2							
1984	Hernandez	32	Morris	9	Petry	2	Petry	21	Morris	87	Morris	148
1985	Hernandez	31	Morris	13	Morris	4	Petry	24	Morris	110	Morris	191
1986	Hernandez	24	Morris	15	Morris	6	Morris	40	Terrell	98	Morris	223
1987	King	9	Morris	13	Alexander	3	Morris	39	Terrell	94	Morris	208
				Tanana	3							

YEARLY TIGERS LEADERS



Year	Saves	Complete Games	Shutouts	HR Allowed	Walks	Strikeouts
1988	Henneman 22	Terrell 11	Morris 2 Robinson 2	Alexander 30	Morris 83	Morris 168
1989	Hernandez 15	Morris 10	Alexander 1 Robinson 1 Tanana 1	Alexander 28	Alexander 76	Tanana 147
1990	Henneman 22	Morris 11	Morris 3	Morris 26	Morris 97	Morris 162
1991	Henneman 21	Terrell 8	Tanana 2 Terrell 2	Tanana 26	Terrell 79	Tanana 107
1992	Henneman 24	Gullickson 4	Gullickson 1 Haas 1	Gullickson 35	Tanana 90	Tanana 91
1993	Henneman 24	Moore 4	Moore 3	Moore 35	Moore 89	Wells 139
1994	Henneman 8	Wells 5	Wells 1	Moore 27	Moore 89	Belcher 76
1995	Henneman 18	Wells 3	Bergman 1	Moore 24	Moore 68	Lira 89
1996	Olson 8	Olivares 4	Lira 2	Lira 30	Williams 85	Lira 113
1997	Jones 31	Thompson 4	Olivares 2	Moehler 22	Thompson 66	Thompson 151
1998	Jones 28	Thompson 5	Moehler 3	Moehler 30	Thompson 79	Thompson 149
1999	Jones 30	Mlicki 2 Moehler 2	Moehler 2	Blair 29	Mlicki 70	Mlicki 119
2000	Jones 42	Moehler 2 Weaver 2	Sparks 1	Nomo 31	Nomo 89	Nomo 181
2001	Anderson 22	Sparks 8	Sparks 1	Lima 23	Weaver 68	Weaver 152
2002	Acevedo 28	Redman 3 Sparks 3 Weaver 3	Weaver 3	Sparks 23	Sparks 67	Redman 109
2003	German 5 Mears 5	Cornejo 2	None	Maroth 34	Bonderman 58 Cornejo 58	Bonderman 108
2004	Urbina 21	Bonderman 2 Johnson 2 Maroth 2	Bonderman 2	Robertson 30	Bonderman 73	Bonderman 168
2005	Rodney 9 Urbina 9	Bonderman 4 Miner 1	None Verlander 1	Maroth 30 Robertson 29	Robertson 65 Bonderman 67	Bonderman 145 Bonderman 202
2006	Jones 37	Robertson 1 Verlander 1	Verlander 1	Bonderman 23 Galarraga 28	Verlander 67 Verlander 87	Verlander 183 Verlander 163
2007	Jones 38	Verlander 1	Verlander 1	Jackson 27	Jackson 70	Verlander 269
2008	Jones 18	Verlander 1	None	Bonderman 25	Verlander 71	Verlander 219
2009	Rodney 37	Verlander 3	Verlander 1	Scherzer 29	Penny 62	Verlander 250
2010	Valverde 26	Verlander 4	Galarraga 1	Bonderman 25	Verlander 71	Verlander 219
2011	Valverde 49	Verlander 4	Verlander 2	Scherzer 29	Penny 62	Verlander 250

* Led league; ^Tied for league lead

TIGERS WITH 100-OR-MORE RUNS SCORED

1901 Jimmy Barrett 110	1924 Lu Blue 100	1937 Gee Walker 105	1978 Ron LeFlore 126
1907 Doc Casey 105	1924 Ty Cobb 115	1937 Hank Greenberg 137	1979 Ron LeFlore 110
1907 Sam Crawford 102	Harry Heilmann 107	Charlie Gehringer 133	1980 Alan Trammell 107
Davy Jones 101	1925 Al Wingo 104	Pete Fox 116	1985 Lou Whitaker 102
1908 Matty McIntyre 105	1927 Charlie Gehringer 110	Gee Walker 105	1986 Alan Trammell 107
Sam Crawford 102	Harry Heilmann 106	1938 Hank Greenberg 144	1987 Lou Whitaker 110
1909 Ty Cobb 116	Heinie Manush 102	Charlie Gehringer 133	Alan Trammell 109
Donie Bush 114	1928 Charlie Gehringer 108	1939 Barney McCosky 120	1990 Cecil Fielder 104
1910 Ty Cobb 106	1929 Charlie Gehringer 131	Hank Greenberg 112	1991 Cecil Fielder 102
1911 Ty Cobb 147	Roy Johnson 128	1940 Hank Greenberg 129	1992 Tony Phillips 114
Donie Bush 126	Dale Alexander 110	Barney McCosky 123	1993 Tony Phillips 113
Sam Crawford 109	1930 Charlie Gehringer 144	Charlie Gehringer 108	1997 Brian Hunter 112
1912 Ty Cobb 120	1931 Roy Johnson 107	Rudy York 105	Tony Clark 105
Donie Bush 107	1932 Charlie Gehringer 112	1946 Eddie Lake 105	2000 Bobby Higginson 104
1915 Ty Cobb 144	John Stone 106	1950 George Kell 114	2006 Carlos Guillen 100
Ossie Vitt 116	1933 Charlie Gehringer 103	Johnny Lipon 104	2007 Curtis Granderson 122
1916 Ty Cobb 113	1934 Charlie Gehringer 134	Jerry Priddy 104	Magglio Ordonez 117
1917 Donie Bush 112	Hank Greenberg 118	Hoot Evers 100	Gary Sheffield 107
Ty Cobb 107	Billy Rogell 114	1955 Al Kaline 121	Placido Polanco 105
1921 Ty Cobb 124	Goose Goslin 106	Bill Tuttle 102	2008 Curtis Granderson 112
Harry Heilmann 114	Pete Fox 101	Harvey Kuenn 101	2010 Miguel Cabrera 111
Bobby Veach 110	1935 Charlie Gehringer 123	1959 Eddie Yost 115	Austin Jackson 103
Lu Blue 103	Hank Greenberg 121	1961 Rocky Colavito 129	2011 Miguel Cabrera 111
1922 Lu Blue 131	Pete Fox 116	Norm Cash 119	
1923 Harry Heilmann 121	1936 Charlie Gehringer 144	Al Kaline 116	
Ty Cobb 103	Goose Goslin 122	1977 Ron LeFlore 100	

TIGERS WITH 200-OR-MORE HITS

1907 Ty Cobb 212	Bobby Veach 202	Hank Greenberg 201	1953 Harvey Kuenn 209
1909 Ty Cobb 216	1923 Harry Heilmann 211	1935 Hank Greenberg 203	1954 Harvey Kuenn 201
1911 Ty Cobb 248	1924 Ty Cobb 211	Charlie Gehringer 201	1955 Al Kaline 200
Sam Crawford 217	1925 Harry Heilmann 225	1936 Charlie Gehringer 227	1977 Ron LeFlore 212
1912 Ty Cobb 226	1927 Harry Heilmann 201	1937 Gee Walker 213	1983 Lou Whitaker 206
1915 Ty Cobb 208	1929 Dale Alexander 215	Charlie Gehringer 209	1987 Alan Trammell 205
1916 Ty Cobb 201	Charlie Gehringer 215	Pete Fox 208	2007 Magglio Ordonez 216
1917 Ty Cobb 225	Roy Johnson 201	Hank Greenberg 200	Placido Polanco 200
1921 Harry Heilmann 237	1930 Charlie Gehringer 201	1940 Barney McCosky 200	
Bobby Veach 207	1933 Charlie Gehringer 204	1943 Dick Wakefield 200	
1922 Ty Cobb 211	1934 Charlie Gehringer 214	1950 George Kell 218	

TIGERS HISTORY



TIGERS YEARLY LEADERS

TIGERS WITH 40-OR-MORE DOUBLES

1911	Ty Cobb	47	1926	Harry Heilmann	41	1934	Hank Greenberg	63	1959	Harvey Kuenn	42
1915	Bobby Veach	40	1927	Harry Heilmann	50		Charlie Gehringer	50	1961	Al Kaline	41
1917	Ty Cobb	44	1929	Charlie Gehringer	45	1935	Hank Greenberg	46	1983	Lance Parrish	42
1919	Bobby Veach	45		Roy Johnson	45	1936	Charlie Gehringer	60		Lou Whitaker	40
1921	Harry Heilmann	43		Dale Alexander	43		Gee Walker	55	2000	Deivi Cruz	46
	Bobby Veach	43		Harry Heilmann	41	1937	Hank Greenberg	49		Bobby Higginson	44
1922	Ty Cobb	42	1930	Charlie Gehringer	47		Gee Walker	42	2006	Carlos Guillen	41
1923	Ty Cobb	40		Marty McManus	40		Charlie Gehringer	40	2007	Magglio Ordonez	54
	Harry Heilmann	44	1931	Dale Alexander	47	1939	Hank Greenberg	42	2010	Miguel Cabrera	45
1924	Harry Heilmann	45	1932	Charlie Gehringer	44	1940	Hank Greenberg	50	2011	Miguel Cabrera	48
1925	Harry Heilmann	40	1933	Charlie Gehringer	42		Rudy York	46		Victor Martinez	40
	Frank O'Rourke	40		Billy Rogell	42	1950	George Kell	56			

TIGERS HITTING 20-OR-MORE HOME RUNS

1922	Harry Heilmann	21	1962	Norm Cash	39	1982	Lance Parrish	32	1996	Tony Clark	27
1929	Dale Alexander	25		Rocky Colavito	37		Larry Herndon	23		Bobby Higginson	26
1930	Dale Alexander	20		Al Kaline	29	1983	Lance Parrish	27		Cecil Fielder [^]	26
1934	Hank Greenberg	26		Chico Fernandez	20		Chet Lemon	24		Melvin Nieves	24
1935	Hank Greenberg	36	1963	Al Kaline	27		Larry Herndon	20		Travis Fryman	22
1936	Goose Goslin	24		Norm Cash	26	1984	Lance Parrish	33	1997	Tony Clark	32
1937	Hank Greenberg	40		Rocky Colavito	22		Kirk Gibson	27		Bobby Higginson	27
	Rudy York	35	1964	Dick McAuliffe	24		Chet Lemon	20		Damion Easley	22
1938	Hank Greenberg	58		Norm Cash	23	1985	Darrell Evans	40		Travis Fryman	22
	Rudy York	33		Don Demeter	22		Kirk Gibson	29		Melvin Nieves	20
	Charlie Gehringer	20	1965	Norm Cash	30		Lance Parrish	28	1998	Tony Clark	34
1939	Hank Greenberg	33		Willie Horton	29		Lou Whitaker	21		Damion Easley	27
	Rudy York	20	1966	Norm Cash	32	1986	Darrell Evans	29		Bobby Higginson	25
1940	Hank Greenberg	41		Al Kaline	29		Kirk Gibson	28		Luis Gonzalez	23
	Rudy York	33		Willie Horton	27		Lance Parrish	22	1999	Dean Palmer	38
1941	Rudy York	27		Dick McAuliffe	23		Alan Trammell	21		Tony Clark	31
1942	Rudy York	21	1967	Al Kaline	25		Darnell Coles	20		Damion Easley	20
1943	Rudy York	34		Norm Cash	22		Lou Whitaker	20	2000	Bobby Higginson	30
1946	Hank Greenberg	44		Dick McAuliffe	22	1987	Darrell Evans	34		Dean Palmer	29
1947	Roy Cullenbine	24		Bill Freehan	20		Matt Nokes	32		Juan Gonzalez	22
1948	Pat Mullin	23	1968	Willie Horton	36		Alan Trammell	28	2003	Dmitri Young	29
1949	Vic Wertz	20		Norm Cash	25		Kirk Gibson	24		Craig Monroe	23
1950	Vic Wertz	27		Bill Freehan	25		Chet Lemon	20	2004	Carlos Pena	27
	Hoot Evers	21		Jim Northrup	21	1988	Darrell Evans	22		Carlos Guillen	20
1951	Vic Wertz	27	1969	Willie Horton	28	1989	Lou Whitaker	28	2005	Dmitri Young	21
1952	Walt Dropo*	23		Jim Northrup	25	1990	Cecil Fielder	51		Craig Monroe	20
1953	Ray Boone**	22		Norm Cash	22	1991	Cecil Fielder	44	2006	Craig Monroe	28
1954	Ray Boone	20		Al Kaline	21		Mickey Tettleton	31		Brandon Inge	27
1955	Al Kaline	27	1970	Jim Northrup	24		Rob Deer	25		Marcus Thames	26
	Ray Boone	20	1971	Norm Cash	32		Lou Whitaker	23		Magglio Ordonez	24
1956	Charlie Maxwell	28		Willie Horton	22		Travis Fryman	21	2007	Magglio Ordonez	28
	Al Kaline	27		Bill Freehan	21	1992	Cecil Fielder	35		Gary Sheffield	25
	Ray Boone	25	1972	Norm Cash	22		Mickey Tettleton	32		Curtis Granderson	23
1957	Charlie Maxwell	24	1975	Willie Horton	25		Rob Deer	32		Carlos Guillen	21
	Al Kaline	23	1977	Jason Thompson	31		Travis Fryman	20	2008	Miguel Cabrera	37
1958	Gail Harris	20		Rusty Staub	22	1993	Mickey Tettleton	32		Marcus Thames	25
1959	Charlie Maxwell	31		Ben Oglivie	21		Cecil Fielder	30		Curtis Granderson	22
	Al Kaline	27	1978	Jason Thompson	26		Travis Fryman	22		Magglio Ordonez	21
	Eddie Yost	21	1979	Rusty Staub	24	1994	Cecil Fielder	28	2009	Miguel Cabrera	34
1960	Rocky Colavito	35		Steve Kemp	26		Kirk Gibson	23		Curtis Granderson	30
	Charlie Maxwell	24		Champ Summers	20	1995	Cecil Fielder	31		Brandon Inge	27
1961	Rocky Colavito	45		Jason Thompson	20		Chad Curtis	21	2010	Miguel Cabrera	38
	Norm Cash	41	1980	Lance Parrish	24				2011	Miguel Cabrera	30
				Steve Kemp	21					Jhonny Peralta	21

* Also hit 6 HR for Boston; **Also hit 4 HR for Cleveland; ^ Also hit 13 HR for NY Yankees (HR with other clubs not included in totals)

RACKING UP THE WINS AS A YOUNGSTER

Rick Porcello posted 38 wins for the Tigers prior to turning 23 years old. Since at least 1919, Porcello is tied for second among Tigers pitchers, along with Hal Newhouser, with the 38 wins prior to his 23rd birthday. The following is a list of the top five pitchers in wins prior to turning 23 years old since at least 1919:

Pitcher	Wins
Denny McLain	42
Hal Newhouser	38
Rick Porcello	38
Art Houtteman	37
Jeremy Bonderman	31

Courtesy of STATS LLC

TIGERS YEARLY LEADERS



TIGERS WITH 100-OR-MORE RBI

1907	Ty Cobb	116	1928	Harry Heilmann	107	1939	Hank Greenberg	112	1983	Lance Parrish	114
1908	Ty Cobb	101	1929	Dale Alexander	137	1940	Hank Greenberg	150	1987	Alan Trammell	105
1909	Ty Cobb	107		Harry Heilmann	120		Rudy York	134	1990	Cecil Fielder	132
1910	Sam Crawford	120		Charlie Gehringer	106	1941	Rudy York	111	1991	Cecil Fielder	133
1911	Ty Cobb	144	1930	Dale Alexander	135	1943	Rudy York	118	1992	Cecil Fielder	124
	Sam Crawford	115	1932	John Stone	108	1946	Hank Greenberg	127	1993	Cecil Fielder	117
1912	Sam Crawford	109		Charlie Gehringer	107	1948	Hoot Evers	103		Mickey Tettleton	110
1914	Sam Crawford	104	1933	Charlie Gehringer	105	1949	Vic Wertz	133	1996	Travis Fryman	100
1915	Sam Crawford	112	1934	Hank Greenberg	139	1950	Vic Wertz	123	1997	Tony Clark	117
	Bobby Veach	112		Charlie Gehringer	127		Hoot Evers	103		Travis Fryman	102
1917	Bobby Veach	103		Billy Rogell	100		George Kell	101		Bobby Higginson	101
	Ty Cobb	102		Goose Goslin	100	1955	Ray Boone	116	1998	Tony Clark	103
1919	Bobby Veach	101	1935	Hank Greenberg	170		Al Kaline	102		Damion Easley	100
1920	Bobby Veach	113		Goose Goslin	109	1956	Al Kaline	128	1999	Dean Palmer	100
1921	Harry Heilmann	139		Charlie Gehringer	108	1961	Rocky Colavito	140	2000	Bobby Higginson	102
	Bobby Veach	128	1936	Goose Goslin	125		Norm Cash	132		Dean Palmer	102
	Ty Cobb	101		Charlie Gehringer	116	1962	Rocky Colavito	112	2006	Magglio Ordonez	104
1922	Bobby Veach	126		Al Simmons	112	1963	Al Kaline	101	2007	Magglio Ordonez	139
1923	Harry Heilmann	115		Marv Owen	105	1965	Willie Horton	104		Carlos Guillen	102
1924	Harry Heilmann	113	1937	Hank Greenberg	183	1966	Willie Horton	100	2008	Miguel Cabrera	127
1925	Harry Heilmann	133		Gee Walker	113	1977	Jason Thompson	105		Magglio Ordonez	103
	Ty Cobb	102		Rudy York	103		Rusty Staub	101	2009	Miguel Cabrera	103
1926	Harry Heilmann	103	1938	Hank Greenberg	146	1978	Rusty Staub	121	2010	Miguel Cabrera	126
1927	Harry Heilmann	120		Rudy York	127	1979	Steve Kemp	105	2011	Miguel Cabrera	105
	Bob Fothergill	114		Charlie Gehringer	107	1980	Steve Kemp	101		Victor Martinez	103

TIGERS STEALING 20-OR-MORE BASES

1901	Ducky Holmes	35		Davy Jones	25	1917	Ty Cobb	55	1979	Ron LeFlore	78
	Doc Casey	34		Tom Jones	22		Donie Bush	34		Lou Whitaker	20
	Kid Gleason	32		Sam Crawford	20		Bobby Veach	21	1983	Alan Trammell	30
	Jimmy Barrett	26	1911	Ty Cobb	83	1918	Ty Cobb	34	1984	Kirk Gibson	29
	Kid Elberfeld	24		Donie Bush	40		Bobby Veach	21	1985	Kirk Gibson	30
1902	Jimmy Barrett	24		Sam Crawford	37	1919	Ty Cobb	28	1986	Kirk Gibson	34
	Doc Casey	22		George Moriarty	28		Donie Bush	22		Dave Collins	27
	Dick Harley	20		Davy Jones	25	1921	Ty Cobb	22		Alan Trammell	25
1903	Jimmy Barrett	27		Delos Drake	20	1924	Ty Cobb	23	1987	Kirk Gibson	26
1904	Sam Crawford	20	1912	Ty Cobb	61	1927	Johnny Neun	22		Alan Trammell	21
1905	Sam Crawford	22		Sam Crawford	41		Jack Tavener	20	1988	Gary Pettis	44
1906	Bill Coughlin	31		Donie Bush	35	1928	Harry Rice	20	1989	Gary Pettis	43
	Germany Schaefer	31		Baldy Louden	28	1929	Charlie Gehringer	27	1991	Milt Cuyler	41
	Matty McIntyre	29		George Moriarty	27		Roy Johnson	20	1995	Chad Curtis	27
	Sam Crawford	24	1913	Ty Cobb	52	1930	Marty McManus	23	1996	Kimera Bartee	20
	Ty Cobb	23		Donie Bush	44	1931	Roy Johnson	33	1997	Brian Hunter	74
	Davy Jones	21		George Moriarty	33	1932	Gee Walker	30		Damion Easley	28
1907	Ty Cobb	49		Bobby Veach	22	1933	Gee Walker	26	1998	Brian Hunter	42
	Davy Jones	30	1914	Ty Cobb	35	1934	Jo Jo White	28	1999	Juan Encarnacion	33
	Germany Schaefer	21		Donie Bush	35		Pete Fox	25	2001	Roger Cedeno	55
	Claude Rossman	20		George Moriarty	34		Gee Walker	20		Jose Macias	21
1908	Germany Schaefer	40		Sam Crawford	25	1937	Gee Walker	23		Bobby Higginson	20
	Ty Cobb	39		George Burns	23	1939	Pete Fox	23	2003	Alex Sanchez*	44
	Matty McIntyre	20		Bobby Veach	20		Barney McCosky	20	2005	Nook Logan	23
1909	Ty Cobb	76	1915	Ty Cobb	96	1961	Jake Wood	30	2006	Carlos Guillen	20
	Donie Bush	53		Donie Bush	35	1962	Jake Wood	23	2007	Curtis Granderson	26
	George Moriarty	34		Oscar Vitt	26	1974	Ron LeFlore	23		Gary Sheffield	22
	Sam Crawford	30		Sam Crawford	24	1975	Ron LeFlore	28	2009	Curtis Granderson	20
1910	Ty Cobb	65	1916	Ty Cobb	68	1976	Ron LeFlore	58	2010	Austin Jackson	27
	Donie Bush	49		Bobby Veach	24	1977	Ron LeFlore	39	2011	Austin Jackson	22
	George Moriarty	33		Ralph Young	20	1978	Ron LeFlore	68			

*Also stole 8 bases with Milwaukee (SB with other clubs not included in totals)

TIGERS PITCHERS WINNING 20-OR-MORE GAMES

1901	Roscoe Miller	23-13	1915	Hooks Dauss	24-13	1944	Hal Newhouser	29-9	1969	Denny McLain	24-9
1905	Ed Killian	23-14		Harry Coveleski	22-13		Dizzy Trout	27-14	1971	Mickey Lolich	25-14
	George Mullin	21-21	1916	Harry Coveleski	21-11	1945	Hal Newhouser	25-9		Joe Coleman	20-9
1906	George Mullin	21-18	1919	Hooks Dauss	21-9	1946	Hal Newhouser	26-9	1972	Mickey Lolich	22-14
1907	Bill Donovan	25-4	1923	Hooks Dauss	21-13	1948	Hal Newhouser	21-12	1973	Joe Coleman	23-15
	Ed Killian	25-13	1934	Schoolboy Rowe	24-8	1956	Frank Lary	21-13	1983	Jack Morris	20-13
	George Mullin	20-20		Tommy Bridges	22-11		Billy Hoef	20-14	1986	Jack Morris	21-8
1908	Ed Summers	24-12	1935	Tommy Bridges	21-10	1957	Jim Bunning	20-8	1991	Bill Gullickson	20-9
1909	George Mullin	29-9	1936	Tommy Bridges	23-11	1961	Frank Lary	23-9	2011	Justin Verlander	24-5
	Ed Willett	21-10	1939	Bobo Newsom	20-11	1966	Denny McLain	20-14			
1910	George Mullin	21-12	1940	Bobo Newsom	21-5	1967	Earl Wilson	22-11			
1914	Harry Coveleski	22-12	1943	Dizzy Trout	20-12	1968	Denny McLain	31-6			



TIGERS STATISTICAL LEADERS

TIGERS PITCHERS WITH 20-OR-MORE SAVES

1970	Tom Timmerman	27	1986	Guillermo Hernandez	24	1998	Todd Jones	28	2007	Todd Jones	38
1971	Fred Scherman	20	1988	Mike Henneman	22	1999	Todd Jones	30	2009	Fernando Rodney	37
1973	John Hiller	38	1990	Mike Henneman	22	2000	Todd Jones	42	2010	Jose Valverde	26
1979	Aurelio Lopez	21	1991	Mike Henneman	21	2001	Matt Anderson	22	2011	Jose Valverde	49
1980	Aurelio Lopez	21	1992	Mike Henneman	24	2002	Juan Acevedo	28			
1984	Guillermo Hernandez	32	1993	Mike Henneman	24	2004	Ugueth Urbina	21			
1985	Guillermo Hernandez	31	1997	Todd Jones	31	2006	Todd Jones	37			

TIGERS PITCHERS WITH 200-OR-MORE STRIKEOUTS

1945	Hal Newhouser	212	1969	Mickey Lolich	271	1973	Mickey Lolich	214	2006	Jeremy Bonderman	202
1946	Hal Newhouser	275	1970	Mickey Lolich	230		Joe Coleman	202	2009	Justin Verlander	269
1959	Jim Bunning	201	1971	Mickey Lolich	308	1974	Mickey Lolich	202	2010	Justin Verlander	219
1960	Jim Bunning	201		Joe Coleman	236	1983	Jack Morris	232	2011	Justin Verlander	250
1965	Mickey Lolich	226	1972	Mickey Lolich	250	1986	Jack Morris	223			
1968	Denny McLain	280		Joe Coleman	222	1987	Jack Morris	208			

TIGERS LEAGUE LEADERS

AMERICAN LEAGUE BATTING CHAMPIONS

1907	Ty Cobb	.350	1912	Ty Cobb	.410	1918	Ty Cobb	.382	1926	Heinie Manush	.378	1959	Harvey Kuenn	.353
1908	Ty Cobb	.324	1913	Ty Cobb	.390	1919	Ty Cobb	.384	1927	Harry Heilmann	.398	1961	Norm Cash	.361
1909	Ty Cobb	.377	1914	Ty Cobb	.368	1921	Harry Heilmann	.394	1937	Charlie Gehringer	.371	2007	Magglio Ordonez	.363
1910	Ty Cobb	.385	1915	Ty Cobb	.369	1923	Harry Heilmann	.403	1949	George Kell	.343	2011	Miguel Cabrera	.344
1911	Ty Cobb	.420	1917	Ty Cobb	.383	1925	Harry Heilmann	.393	1955	Al Kaline	.340			

AMERICAN LEAGUE HOME RUN CHAMPIONS

1908	Sam Crawford	7	1938	Hank Greenberg	58	1943	Rudy York	34	1985	Darrell Evans	40	1991	Cecil Fielder	*44
1909	Ty Cobb	9	1940	Hank Greenberg	41	1946	Hank Greenberg	44	1990	Cecil Fielder	51	2008	Miguel Cabrera	37
1935	Hank Greenberg	*36												

AMERICAN LEAGUE RBI CHAMPIONS

1907	Ty Cobb	116	1911	Ty Cobb	144	1917	Bobby Veach	103	1940	Hank Greenberg	150	1990	Cecil Fielder	132
1908	Ty Cobb	101	1914	Sam Crawford	104	1918	Bobby Veach	78	1943	Rudy York	118	1991	Cecil Fielder	133
1909	Ty Cobb	107	1915	Sam Crawford	*112	1935	Hank Greenberg	170	1946	Hank Greenberg	127	1992	Cecil Fielder	124
1910	Sam Crawford	120		Bobby Veach	*112	1937	Hank Greenberg	183	1955	Ray Boone	*116	2010	Miguel Cabrera	126

AMERICAN LEAGUE VICTORY LEADERS

1909	George Mullin	29	1945	Hal Newhouser	25	1957	Jim Bunning	*20	1969	Denny McLain	24	1991	Bill Gullickson	*20
1936	Tommy Bridges	23	1946	Hal Newhouser	*26	1967	Earl Wilson	*22	1971	Mickey Lolich	25	2009	Justin Verlander	*19
1943	Dizzy Trout	*20	1948	Hal Newhouser	21	1968	Denny McLain	31	1981	Jack Morris	*14	2011	Justin Verlander	24
1944	Hal Newhouser	29	1956	Frank Lary	21									

AMERICAN LEAGUE ERA CHAMPIONS

1944	Dizzy Trout	2.12	1946	Hal Newhouser	1.94	1962	Hank Aguirre	2.21	1976	Mark Fidrych	2.34	2011	Justin Verlander	2.40
1945	Hal Newhouser	1.81												

AMERICAN LEAGUE STRIKEOUT LEADERS

1935	Tommy Bridges	163	1945	Hal Newhouser	212	1959	Jim Bunning	201	1971	Mickey Lolich	308	2009	Justin Verlander	269
1936	Tommy Bridges	175	1949	Virgil Trucks	153	1960	Jim Bunning	201	1983	Jack Morris	232	2011	Justin Verlander	250
1944	Hal Newhouser	187												

*Tied for league lead

TRIPLE CROWN WINNERS

Ty Cobb • 1909

.377 BA, 9 HR, 107 RBI

Batting average, home runs and RBI led the entire major leagues. Also led the majors with 216 hits, .517 slugging percentage, 296 total bases and 76 steals. Became the second American League player and fifth overall to win the Triple Crown.

Hal Newhouser • 1945

25 Wins, 1.81 ERA, 212 Strikeouts

Wins, ERA and strikeouts led the entire major leagues. Led the major leagues with 29 complete games, eight shutouts and 313.1 innings pitched. Became the sixth American League pitcher to win the Triple Crown.

Justin Verlander • 2011

24 Wins, 2.40 ERA, 250 Strikeouts

Wins and strikeouts led the entire major leagues. Also led the majors with 251.0 innings pitched. Became the 10th American League pitcher to win the Triple Crown.

BROTHERS TO BOTH PLAY FOR THE TIGERS

When the Tigers acquired Delmon Young from the Minnesota Twins during the 2011 season, he joined his older brother Dmitri to make up the fourth set of brothers to play for Detroit at some point during their career. The Young brothers joined Milt and Frank Bolling, Jack and Eddie Onslow and Hub and Gee Walker as the only sets of brothers to see action with the Tigers.

Courtesy of Elias Sports Bureau

TIGERS ATTENDANCE



YEARLY ATTENDANCE TOTALS, 1959-2011

Season	Home (Dates)	Home Avg.	Road (Dates)	Road Avg.	Total
1959	1,221,221 (74)	16,502	1,048,287 (72)	14,559	2,269,508
1960	1,167,669 (66)	17,691	1,069,673 (68)	15,730	2,237,342
1961	1,600,710 (62)	25,817	1,218,710 (76)	16,035	2,819,420
1962	1,207,881 (74)	16,322	1,060,976 (76)	13,960	2,268,857
1963	821,952 (71)	11,576	863,707 (74)	11,671	1,685,659
1964	816,139 (65)	12,555	882,254 (71)	12,426	1,698,393
1965	1,029,645 (67)	15,367	782,974 (71)	11,027	1,812,619
1966	1,124,293 (70)	16,061	1,079,938 (71)	15,210	2,204,231
1967	1,447,143 (67)	21,599	1,139,121 (69)	16,509	2,586,264
1968	2,031,847 (73)	27,833	1,351,605 (73)	18,515	3,383,452
1969	1,577,481 (77)	20,486	1,104,752 (74)	14,929	2,682,233
1970	1,501,293 (75)	20,017	1,105,797 (77)	14,631	2,607,090
1971	1,591,073 (77)	20,663	1,072,883 (74)	14,498	2,663,956
1972	1,892,386 (74)	25,572	1,061,515 (69)	15,384	2,953,901
1973	1,724,146 (78)	22,104	1,308,188 (77)	16,989	3,032,334
1974	1,243,080 (75)	16,574	1,048,341 (78)	13,440	2,291,421
1975	1,058,836 (74)	14,308	932,102 (72)	12,945	1,990,938
1976	1,467,020 (74)	19,824	1,308,570 (76)	17,218	2,775,590
1977	1,359,856 (75)	18,131	1,435,750 (73)	19,667	2,795,606
1978	1,714,893 (76)	22,564	1,426,249 (75)	19,016	3,141,142
1979	1,630,929 (75)	21,745	1,548,897 (73)	21,217	3,179,826
1980	1,785,293 (76)	23,490	1,446,946 (76)	19,038	3,232,239
1981	1,149,144 (54)	21,280	858,009 (53)	16,188	2,007,153
1982	1,636,058 (76)	21,527	1,610,612 (75)	21,474	3,246,670
1983	1,829,636 (76)	24,074	1,793,315 (76)	23,596	3,622,951
1984	2,704,794 (76)	35,589	2,160,289 (77)	28,055	4,865,083
1985	2,286,609 (79)	28,944	1,985,780 (79)	25,136	4,272,389
1986	1,899,437 (77)	24,668	1,821,142 (80)	22,764	3,720,579
1987	2,061,830 (80)	25,772	2,018,317 (79)	25,548	4,080,147
1988	2,081,162 (79)	26,343	2,247,436 (80)	28,092	4,328,598
1989	1,543,656 (79)	19,539	2,165,594 (80)	27,069	3,709,250
1990	1,495,785 (80)	18,697	2,134,797 (81)	26,355	3,630,582
1991	1,641,661 (80)	20,520	2,396,528 (79)	30,335	4,038,189
1992	1,423,963 (78)	18,255	2,325,797 (80)	29,072	3,749,760
1993	1,971,421 (81)	24,338	2,387,312 (78)	30,606	4,358,733
1994	1,184,783 (57)	20,785	1,801,889 (55)	32,761	2,986,672
1995	1,180,979 (71)	16,633	1,879,779 (71)	26,475	3,060,758
1996	1,168,610 (81)	14,427	2,074,472 (80)	25,930	3,243,082
1997	1,365,157 (79)	17,280	2,202,386 (80)	27,529	3,567,543
1998	1,409,391 (79)	17,840	2,128,990 (79)	26,949	3,538,381
1999	2,026,441 (81)	25,018	2,156,145 (80)	26,952	4,182,586
2000	2,533,752 (81)	31,281	2,110,536 (81)	26,056	4,644,288
2001	1,921,305 (81)	24,016	2,213,272 (81)	27,666	4,134,577
2002	1,503,623 (80)	18,795	2,033,451 (81)	25,104	3,537,074
2003	1,368,245 (80)	17,103	1,960,621 (81)	24,205	3,328,866
2004	1,917,004 (80)	23,963	2,188,739 (80)	27,359	4,105,743
2005	2,024,485 (80)	25,306	2,081,872 (79)	26,353	4,106,357
2006	2,595,937 (81)	32,049	2,364,269 (81)	29,189	4,960,206
2007	3,047,139 (81)	37,619	2,498,851 (81)	30,850	5,545,990
2008	3,202,645 (81)	39,539	2,344,660 (80)	29,308	5,547,305
2009	2,567,185 (81)	31,694	2,429,043 (82)	29,622	4,996,228
2010	2,461,237 (81)	30,386	2,346,491 (79)	29,702	4,807,728
2011	2,642,045 (81)	32,618	2,237,967 (81)	27,629	4,880,012

TIGERS ATTENDANCE RECORDS

Category	Date	Total	Note
Season Total	2008	5,547,305	Finished 5th in AL Central
Home	2008	3,202,645	Finished 5th in AL Central
Road	2007	2,498,851	Finished 2nd in AL Central
Opening Day	4/6/1971	54,089	vs. Cleveland
Single Game	9/26/1948	57,888	vs. Cleveland
Night Game	8/9/1948	56,586	vs. Cleveland
Smallest Single Game	9/24/1928	404	vs. Boston
Smallest Night Game	8/20/1964	2,173	vs. Los Angeles
Doubleheader	7/20/1947	58,369	vs. New York
Twi-Night Doubleheader	6/27/1961	57,271	vs. Chicago
ALDS Game	10/3/2011	43,581	vs. New York
ALCS Game	10/5/1984	52,188	vs. Kansas City
World Series Game	10/6/1940	55,189	vs. Cincinnati
All-Star Game	7/8/1941	54,674	AL 7, NL 5

TOP 10 CROWDS -- COMERICA PARK

Rank	Total	Date	Opponent
1	45,280	7/26/2008	Chicago (AL)
2	45,010	4/9/2010	Cleveland
3	44,934	3/31/2008	Kansas City
4	44,846	9/24/2011	Baltimore
5	44,799	4/8/2011	Kansas City
6	44,629	8/20/2011	Cleveland
7	44,588	4/10/2009	Texas
8	44,580	5/10/2008	New York (AL)
9	44,446	6/24/2008	St. Louis
10	44,393	7/25/2008	Chicago (AL)

TOP 10 CROWDS -- TIGER STADIUM

Rank	Total	Date	Opponent
1	58,369	7/20/47	New York (dh)
2	57,888	9/26/48	Cleveland
3	57,271	6/27/61	Chicago (tn)
4	57,235	8/18/46	St. Louis (dh)
5	57,149	4/28/46	Cleveland
6	57,130	5/19/46	Boston (dh)
7	56,787	6/8/47	Boston
8	56,586	8/9/48	Cleveland (n)
9	56,548	9/16/50	New York
10	56,367	5/30/47	St. Louis (dh)

TIGERS HISTORY



TIGERS ATTENDANCE

ATTENDANCE RECORDS BY OPPONENT

Opponent	Total	At Home Date	Note	Total	On the Road Date	Note
Arizona	43,163	6/25/2011	SAT/N**	48,811	5/17/2008	SAT
Atlanta	21,166	6/10/2004	N**	44,034	6/22/2007	N
Baltimore	53,959	7/12/1970	DH	51,764	6/10/1984	DH
Boston	57,130	5/19/1946	DH	46,995	8/19/1934	DH
Chicago (AL)	57,271	6/27/1961	TN	47,795	7/12/1979	TN
Chicago (NL)	42,332	6/25/2009	**	40,061	6/3/2000	SAT
Cincinnati	43,128	5/20/2006	SAT/N**	26,657	7/18/1999	SUN
Cleveland	57,888	9/26/1948	SUN	78,187	7/2/1950	SUN
Colorado	42,720	6/28/2008	SAT/N**	48,131	7/3/2004	SAT/N
Florida	38,524	6/12/2004	SAT/N**	14,713	6/22/2002	SAT
Houston	39,189	7/15/2000	SAT**	41,177	7/17/1999	SAT
Kansas City	51,041	7/9/1976	N	41,251	8/5/1985	N
Los Angeles (AL)	52,682	6/14/1970	SUN	59,502	6/8/1991	SUN
Los Angeles (NL)	42,348	6/14/2008	SAT**	46,053	5/23/2010	SUN
Milwaukee	51,473	4/7/1989	OD	54,630	7/6/1979	N
Minnesota	52,622	6/17/1973	SUN	48,244	4/12/2002	HO/N
New York (AL)	58,396	7/20/1947	DH	74,246	7/4/1961	DH
New York (NL)	42,364	6/9/2007	SAT/N	39,446	6/20/2004	SUN
Oakland	53,565	7/25/1971	DH	53,498	4/3/2000	OD
Philadelphia	22,925	8/29/1997	FRI/N	45,102	6/16/2007	SAT/N
Pittsburgh	34,501	6/12/2010	SAT/N**	37,111	7/1/2006	SAT/N
St. Louis	44,446	6/24/2008	N**	47,716	6/12/1999	SAT/N
San Diego	21,895	6/15/2005	N**	40,683	6/20/2008	FRI/N
San Francisco	38,983	7/2/2011	SAT/N**	41,554	6/6/2003	FRI/N
Seattle	44,207	5/27/1977	N	55,670	8/20/1977	N
Tampa Bay	45,768	4/7/1998	HO	45,369	3/31/1998	OD
Texas	51,238	4/10/1984	HO	48,150	7/29/2000	SAT/N
Toronto	52,528	4/7/1978	OD	50,532	7/31/1993	SAT
Washington	33,630	6/17/2010	N**	26,637	6/20/2007	N

Notes: **-Comerica Park; DH-Doubleheader; TN-Twi-Night Doubleheader; N-Night Game; OD-Opening Day; HO-Home Opener

TIGERS ALL-TIME MANAGERS

MANAGERS

YEARS	MANAGER	SEASONS	GAMES	W	L	Pct.
1901	George Stallings	1	135	74	61	.548
1902	Frank Dwyer	1	135	52	83	.385
1903-04	Ed Barrow	2	214	97	117	.453
1904*	Bobby Lowe	1	74	30	44	.405
1905-06	Bill Armour	2	302	150	152	.497
1907-20	Hughie Jennings	14	2103	1131	972	.538
1921-26	Ty Cobb	6	923	479	444	.519
1927-28	George Moriarty	2	207	150	157	.489
1929-33; 1955-56	Bucky Harris	7	1073	516	557	.481
1933*; 1938-42	Del Baker	6	675	358	317	.530
1934-38	Mickey Cochrane	5	710	413	297	.582
1943-48	Steve O'Neill	6	923	509	414	.551
1949-52	Red Rolfe	4	534	278	256	.521
1952-54	Fred Hutchinson	3	390	155	235	.397
1957-58	Jack Tighe	2	203	99	104	.488
1958*-59	Bill Norman	2	122	58	64	.475
1959-60	Jimmy Dykes	2	233	118	115	.506
1960*	Billy Hitchcock	1	1	1	0	1.000
1960	Joe Gordon	1	57	26	31	.456
1961-63	Bob Scheffing	3	383	210	173	.548
1963-66	Chuck Dressen	4	410	221	189	.539
1965*-66*	Bob Swift	2	99	56	43	.566
1966*	Frank Skaff	1	79	40	39	.506
1967-70	Mayo Smith	4	648	363	285	.560
1971-73	Billy Martin	3	461	253	208	.549
1973*	Joe Schultz	1	19	9	10	.474
1974-78	Ralph Houk	5	806	363	443	.450
1979	Les Moss	1	53	27	26	.509
1979*	Dick Tracewski	1	2	2	0	1.000
1979-95	Sparky Anderson	17	2579	1331	1248	.516
1996-98	Buddy Bell	3	461	184	277	.399
1998*-99	Larry Parrish	2	185	82	104	.441
2000-2002	Phil Garner	3	330	145	185	.439
2002	Luis Pujols	1	155	55	100	.355
2003-2005	Alan Trammell	3	486	186	300	.383
2006-	Jim Leyland	6	973	519	454	.533

*interim

TIGERS ALL-TIME COACHES



MAJOR LEAGUE COACHES

Adair, Rick	1996-99	Ferrick, Tom	1960-63	Lamont, Gene	2006-	Pujols, Luis	2002
Alou, Felipe	2002	Fields, Bruce	2003-2005	Landestoy, Rafael	2002	Resinger, Grover	1969-70
Appling, Luke	1960	Fowler, Art	1971-73	Leifield, Lefty	1927-28	Rettenmund, Merv	2002
Baker, Del	1933-38	Francona, Terry	1996	Lund, Don	1957-58	Roarke, Mike	1965-66, 1970
Bartell, Dick	1949-52	Gehring, Charlie	1942	Lyons, Ted	1949-53	Rojas, Mike	2011-
Belliard, Rafael	2006-	Gibson, Kirk	2003-2005	Madlock, Bill	2000-01	Roof, Gene	1992-95
Blackburn, Wayne	1963-64	Gladding, Fred	1976-78	Matlack, Jon	1996	Rowe, Schoolboy	1954-55
Bresnahan, Roger	1930-31	Gordon, Joe	1956	Mansolino, Doug	2000-02	Sain, Johnny	1967-69
Bridges, Tommy	1946	Grammas, Alex	1980-91	McBride, George	1925-26, 1929	Samuel, Juan	1999-2005
Brinkman, Ed	1979'	Grodzicki, Johnny	1979	McCatty, Steve	2002	Schultz, Joe	1971-76
Brookens, Tom	2010-	Hamilton, Steve	1975	McGuire, Deacon	1911-16	Shaughnessy, Shag	1928
Brown, Gates	1978-84	Harrah, Toby	1998	McClendon, Lloyd	2006-	Shea, Merv	1939-42
Burke, Jimmy	1914-17	Hatfield, Fred	1977-78	Meyer, Benny	1928-30	Shellenback, Jim	1946-47
Carisch, Fred	1923-24	Heffner, Don	1961	Melvin, Bob	2000	Silvera, Charlie	1971-73
Cavarretta, Phil	1961-63	Hegan, Jim	1974-78	Miller, Bing	1938-41	Skaff, Frank	1965-66, 1971
Cluck, Bob	2003-2005	Henrich, Tommy	1958-59	Mills, Art	1944-48	Slaughter, Don	2006
Coleman, Bob	1932	Hernandez, Chuck	2006-08	Moses, Wally	1967-70	Sweeney, Bill	1947-48
Consolo, Billy	1979-92	Herndon, Larry	1992-98	Muffett, Billy	1985-94	Swift, Bob	1953-54, 1963-66
Coombs, Jack	1920	Hill, Perry	1997-99	Mullin, Pat	1963-66	Tighe, Jack	1942
Craig, Roger	1980-84	Hitchcock, Billy	1955-60	Myatt, George	1962-63	Tracewski, Dick	1972-95
Cramer, Doc	1948	Hopp, Johnny	1954	Naragon, Hal	1967-69	Trammell, Alan	1999
Cuccinello, Tony	1967-68	Howley, Dan	1919, 1921-22	O'Neill, Steve	1941	Treuel, Ralph	1995
Davenport, Jim	1991	Hudlin, Willis	1957-59	Overmire, Stubby	2001-02	Van Slyke, Andy	2006-09
Deal, Cot	1973-74	Jones, Jeff	1995, 1998-00, 2002, 2007-	Parrish, Lance	1963-66	Vincent, Al	1943-44
Donovan, Bill	1918	Kelleher, Mick	2003-2005	Parrish, Larry	1999-2001, 2003-2005	Warthen, Dan	1999-2002
Dubuc, Jean	1930-31	Kendall, Fred	1996-98	Perkins, Cy	1934-39	White, Jerry	1997-98
Ens, Jewel	1932	Knapp, Rick	2009-11	Pinson, Vada	1985-91	White, Jo-Jo	1960
Ezell, Glenn	1996	Kress, Red	1940			Whitmer, Dan	1992-94
Ferrell, Rick	1950-53					Williams, Otto	1925

TIGERS ALL-TIME ROSTER

AMERICAN LEAGUE, 1901-2011

1,520 players have worn a Tigers uniform in a regular season game

— A —

Abbott, Glenn (RHP) 1983-84
 Aber, Al (LHP) 1953-57
 Acevedo, Juan (RHP) 2002
 Adams, Bob (C) 1977
 Aguirre, Hank (LHP) 1958-67
 Ahearne, Pat (RHP) 1995
 Ainsmith, Eddie (C) 1919-21
 Akers, Bill (IF) 1929-31
Albuquerque, Al (RHP) 2011-
 Aldred, Scott (LHP) 1990-92, 1996
 Alexander, Dale (IF/OF) 1929-32
 Alexander, Doyle (RHP) 1987-89
 Allanson, Andy (C) 1991
 Allen, Dusty (IF/OF) 2000
 Allen, Rod (OF) 1984
 Alten, Ernie (LHP) 1920
 Alusik, George (OF) 1958, 1961-62
 Alvarado, Luis (IF) 1977
 Alvarez, Gabe (IF) 1998-00
 Alvarez, Ossie (IF) 1959
 Amoros, Sandy (OF) 1960
 Anderson, Bob (RHP) 1963
 Anderson, Josh (OF) 2009
 Anderson, Matt (RHP) 1998-2003
 Archer, Jimmy (C/IF) 1907
 Archie, George (IF) 1938
 Arndt, Harry (IF/OF) 1902
 Arroyo, Fernando (RHP) 1975, 1977-79
 Auker, Elden (RHP) 1933-38
 Ausmus, Brad (C) 1996, 1999-00
 Averill, Earl (OF) 1939-40
 Avery, Steve (LHP) 2003
Avila, Alex (C) 2009-
 Ayers, Doc (RHP) 1919-21

— B —

Bailey, Bill (LHP) 1918
 Bailey, Howard (LHP) 1981-83
 Bair, Doug (RHP) 1983-85
 Baker, Del (C) 1914-16
 Baker, Doug (IF) 1984-87
 Baker, Steve (RHP) 1978-79
 Bako, Paul (C) 1998
 Baldwin, Billy (OF) 1975
 Bando, Chris (C) 1988

Bare, Ray (RHP) 1975-77
 Barfoot, Clyde (RHP) 1926
 Barnes, Frank (LHP) 1929
 Barnes, Sam (IF) 1921
 Barnes, Skeeter (IF/OF) 1991-94
 Barrett, Jimmy (OF) 1901-05
 Bartee, Kimera (OF) 1996-99
 Bartell, Dick (IF) 1940-41
 Bashang, Al (OF) 1912
 Bassler, Johnny (C) 1921-27
 Batts, Matt (C) 1952-54
 Baumann, Paddy (IF/OF) 1911-14
 Baumgartner, Harry (RHP) 1920
 Baumgartner, John (IF) 1953
 Bautista, Danny (OF) 1993-96
 Bautista, Denny (RHP) 2008
 Bautista, Jose (RHP) 1997
 Bazarzo, Yorman (RHP) 2007-08
 Beamon, Trey (OF/DH) 1998
 Bean, Billy (OF) 1987-89
 Beane, Billy (OF) 1988
 Beard, Dave (RHP) 1989
 Bearden, Gene (LHP) 1951
 Beck, Erv (IF/OF) 1902
 Beck, Walter (RHP) 1944
 Beckendorf, Heinie (C) 1909-10
 Becker, Rich (OF) 2000
 Belardi, Wayne (IF/OF) 1954-56
 Belcher, Tim (RHP) 1994
 Bell, Beau (OF) 1939
Below, Duane (LHP) 2011-
 Beltran, Francis (RHP) 2008
Benoit, Joaquin (RHP) 2011-
 Benton, Al (RHP) 1938-42, 1945-48
 Berberet, Lou (C) 1959-60
 Berenguer, Juan (RHP) 1982-85
 Bergman, Dave (IF) 1984-92
 Bergman, Sean (RHP) 1993-95
 Bernazard, Tony (IF) 1991
 Bernero, Adam (RHP) 2000-03
 Bero, Johnny (IF) 1948
 Berroa, Geronimo (DH/OF) 1998
 Berry, Neil (IF) 1948-52
 Bertola, Reno (IF/OF) 1953-58, 1961-62
 Betemit, Wilson (IF) 2011

Beverlin, Jason (RHP) 2002
 Beville, Monte (C/IF) 1904
 Bilko, Steve (IF) 1960
 Billingham, Jack (RHP) 1978-80
 Billings, Josh (RHP) 1927-29
 Birrer, Babe (RHP) 1955
 Black, Bud (RHP) 1952, 1955-56
 Blair, Willie (RHP) 1997, 1999-2001
 Blessitt, Ike (OF) 1972
 Blondahl, Ben (RHP) 1995
 Bloodworth, Jimmy (IF) 1942-43, 1946
 Blue, Lu (IF/OF) 1921-27
 Bocachica, Hiram (IF/OF) 2002-03
 Bochtler, Doug (RHP) 1998
 Bockus, Randy (RHP) 1989
 Boehler, George (RHP) 1912-16
Boesch, Brennan (OF) 2010-
 Boever, Joe (RHP) 1993-95
 Bogart, John (RHP) 1920
 Bohanon, Brian (LHP) 1995
 Boland, Bernie (RHP) 1915-20
 Bolling, Frank (IF) 1954, 1956-60
 Bolling, Milt (IF) 1958
 Bolton, Cliff (C) 1937
 Bolton, Tom (LHP) 1993
 Bonderman, Jeremy (RHP) 2003-10
 Bonine, Eddie (RHP) 2008-10
 Boone, Danny (RHP) 1921
 Boone, Ray (IF) 1953-58
 Borkowski, Dave (RHP) 1999-2001
 Borom, Red (IF) 1944-45
 Boros, Steve (IF) 1957-58, 1961-62
 Borowy, Hank (RHP) 1950-51
 Boswell, Dave (RHP) 1971
 Brady, Jim (LHP) 1956
 Branca, Ralph (RHP) 1953-54
 Brideswiler, Jim (IF) 1956
 Bridges, Rocky (IF) 1959-60
 Bridges, Tommy (RHP) 1930-43, 1945-46
 Brinkman, Ed (IF) 1971-74
 Brocail, Doug (RHP) 1997-2000
 Brogna, Rico (IF) 1992
 Brookens, Ike (RHP) 1975
 Brookens, Tom (IF/OF/C) 1979-88
 Brower, Lou (IF) 1931

Brown, Chris (IF) 1989
 Brown, Darrell (OF) 1981
 Brown, Dick (C) 1961-62
 Brown, Gates (OF/IF) 1963-75
 Brown, Ike (IF/OF) 1969-74
 Browning, Frank (RHP) 1910
 Bruce, Bob (RHP) 1959-61
 Bruckmiller, Andy (RHP) 1905
 Brumley, Mike (IF/OF) 1989
 Brunsberg, Arlo (C) 1966
 Brunson, Will (LHP) 1998-99
 Bruton, Billy (OF) 1961-64
 Bucha, Johnny (C) 1953
 Buddin, Don (IF) 1962
 Buelow, Fritz (C/IF) 1901-04
 Bullard, George (IF) 1954
 Bunning, Jim (RHP) 1955-63
 Burke, Les (IF/C) 1923-26
 Burns, Bill (LHP) 1912
 Burns, George (IF) 1914-17
 Burns, Jack (IF) 1936
 Burns, Joe (OF) 1913
 Burns, John (IF) 1903-04
 Burnside, Pete (LHP) 1959-60
 Burnside, Sheldon (LHP) 1978-79
 Bush, Donie (IF) 1908-21
 Butera, Sal (C) 1983
 Byrd, Harry (RHP) 1957
 Byrdak, Tim (LHP) 2007

— C —

Cabell, Enos (IF/OF) 1982-83
Cabrera, Miguel (IF) 2008-
 Cadaret, Greg (LHP) 1994
 Cain, Bob (LHP) 1951
 Cain, Les (LHP) 1968, 1970-72
 Calvert, Paul (RHP) 1950-51
 Campbell, Bill (RHP) 1986
 Campbell, Bruce (OF) 1940-41
 Campbell, Dave (IF) 1967-68
 Campbell, Paul (IF) 1948-50
 Cantrell, Guy (RHP) 1930
 Capellan, Jose (RHP) 2007
 Cappuzzello, George (LHP) 1981
 Cardona, Javier (C) 2000-01
 Carisch, Fred (C) 1923



TIGERS ALL-TIME ROSTER

Carr, Charlie (IF) 1903-04
Carreon, Mark (OF) 1992
Carroll, Ownie (RHP) 1925, 1927-30
Carswell, Frank (OF) 1953
Cary, Chuck (LHP) 1985-86
Casale, Jerry (RHP) 1961-62
Casanova, Raul (C) 1996-98
Casey, Doc (IF) 1901-02
Casey, Joe (C/OF) 1909-11
Casey, Sean (IF) 2006-07
Cash, Norm (IF/OF) 1960-74
Cash, Ron (IF/OF) 1973-74
Caster, George (RHP) 1945-46
Castillo, Frank (RHP) 1998
Castillo, Marty (C/IF/OF) 1981-85
Catalanotto, Frank (IF) 1997-99
Cavet, Pug (LHP) 1911, 1914-15
Cedeno, Andujar (IF) 1996
Cedeno, Roger (OF) 2001
Cerutti, John (LHP) 1991
Chance, Dean (RHP) 1971
Chiti, Harry (C) 1960-61
Chris, Mike (LHP) 1979
Chrisley, Neil (OF/IF) 1959-60
Christian, Bob (IF/OF) 1968
Christman, Mark (IF) 1938-39
Christopher, Mike (RHP) 1995-96
Cicotte, Al (RHP) 1958
Cicotte, Eddie (RHP) 1905
Claire, Dave (IF) 1920
Clark, Danny (IF/OF) 1922
Clark, Jermaine (IF) 2001
Clark, Mel (OF) 1957
Clark, Phil (OF) 1992
Clark, Tony (IF) 1995-2001
Clarke, Nig (C) 1905
Clarke, Rufe (RHP) 1923-24
Clauss, Al (LHP) 1913
Clevlen, Brent (OF) 2006-08
Clifton, Flea (IF) 1934-37
Cobb, Joe (PH) 1918
Cobb, Ty (OF/IF/RHP) 1905-26
Cochrane, Mickey (C) 1934-37
Coffey, Jack (IF) 1918
Coffman, Slick (RHP) 1937-39
Coke, Phil (LHP) 2010-
Colavito, Rocky (OF) 1960-63
Colbert, Nate (IF) 1975
Cole, Bert (LHP) 1921-25
Coleman, Joe, Sr. (RHP) 1955
Coleman, Joe, Jr. (RHP) 1971-76
Coleman, Vince (OF) 1997
Coles, Darnell (IF/OF) 1986-87, 1990
Collier, Orin (RHP) 1931
Collins, Dave (OF) 1986
Collins, Kevin (IF/OF) 1970-71
Collins, Rip (RHP) 1923-27
Colon, Roman (RHP) 2005-06
Colyer, Steve (LHP) 2004
Comer, Wayne (OF/C) 1967-68, 1972
Comstock, Ralph (RHP) 1913
Conger, Dick (RHP) 1940
Conkwright, Allen (RHP) 1920
Connelly, Bill (RHP) 1950
Cook, Earl (RHP) 1941
Cooley, Dick (OF) 1905
Coombs, Jack (RHP) 1920
Cooper, Wilbur (LHP) 1926
Corcoran, Tim (OF) 1977-80
Cordero, Francisco (RHP) 1999
Comejo, Nate (RHP) 2001-2004
Corriden, Red (IF) 1912
Cottier, Chuck (IF) 1961
Couch, Johnny (RHP) 1917
Coughlin, Bill (IF) 1904-08
Courtney, Ernie (IF) 1903
Coveleski, Harry (LHP) 1914-18
Covington, Bill (RHP) 1911-12
Cowens, Al (OF) 1980-81
Cox, Red (RHP) 1920
Cramer, Doc (OF) 1942-48
Crawford, Jim (LHP) 1976-78
Crawford, Sam (OF/IF) 1903-17
Creek, Doug (LHP) 2005
Crimian, Jack (RHP) 1957
Cristante, Leo (RHP) 1955

Crockett, Davey (IF) 1901
Cronin, Jack (RHP) 1901-02
Croucher, Frank (IF) 1939-41
Crow, Dean (RHP) 1998
Crowder, General (RHP) 1934-36
Cruceta, Francisco (RHP) 2008
Crumpler, Ray (LHP) 1920
Cruz, Deivi (IF) 1997-2001
Cruz, Fausto (IF) 1996
Cruz, Jacob (OF) 2002
Cruz, Nelson (RHP) 1999-00
Cullenbine, Roy (OF/IF) 1938-39, 1945-47
Cummings, John (LHP) 1996-97
Cunningham, George (RHP/OF) 1916-19, 1921
Curry, Harry (IF) 1918
Curtis, Chad (OF) 1995-96
Cutshaw, George (IF) 1922-23
Cuyler, Milt (OF) 1990-95

— D —

Dalton, Jack (OF) 1916
Dalton, Mike (LHP) 1991
Damon, Johnny (OF) 2010
Daniel, Chuck (RHP) 1957
Darensbourg, Vic (LHP) 2005
Datz, Jeff (C/DH) 1989
Daugherty, Doc (PH) 1951
Dauss, Hookey (RHP) 1912-26
Davie, Jerry (RHP) 1959
Davis, Eric (OF) 1993-94
Davis, Harry (IF) 1932-33
Davis, Storm (RHP) 1993-94
Davis, Woody (RHP) 1938
Deal, Charlie (IF) 1912-13
Deer, Rob (OF) 1991-93
Deering, John (RHP) 1903
DeFate, Tony (IF) 1917
DeJesus, Ivan (IF) 1988
DeJohn, Mark (IF) 1982
De La Cruz, Eulogio (RHP) 2007
Delahanty, Jim (IF) 1909-12
de los Santos, Luis (OF) 1991
Delsing, Jim (OF) 1952-56
Demeter, Don (OF/IF) 1964-66
Demeter, Steve (IF) 1959
Demmitt, Ray (OF) 1914
Denehy, Bill (RHP) 1971
Desautels, Gene (C) 1930-33
DeSilva, John (RHP) 1993
DeViveiros, Bernie (IF) 1927
Didier, Bob (C) 1973
DiFelice, Mike (C) 2004
Dillard, Steve (IF) 1978
Dillon, Pop (IF) 1901-02
Dingman, Craig (RHP) 2004-05
Dirks, Andy (OF) 2011-
Disch, George (P) 1905
Dishman, Glenn (LHP) 1997
Dittmer, Jack (IF) 1957
Drugach, Brent (IF) 2009
Dobson, Pat (RHP) 1967-69
Doby, Larry (OF) 1959
Doherty, John (RHP) 1992-95
Doljack, Frank (OF/IF) 1930-34
Dolsi, Freddy (RHP) 2008-09
Donahue, Red (RHP) 1906
Donohue, Jim (RHP) 1961
Donovan, Dick (RHP) 1954
Donovan, Wild Bill (RHP/IF/OF) 1903-12, 1918
Doran, Tim (C) 1905
Douglass, Sean (RHP) 2005
Dowd, Snooks (IF) 1919
Downs, Red (IF/OF) 1907-08
Doyle, Jess (RHP) 1925-27
Drake, Delos (OF/IF) 1911
Dressen, Lee (IF) 1918
Drill, Lew (C/OF/IF) 1904-05
Dropo, Walt (IF) 1952-54
DuBois, Brian (LHP) 1989-90
Dubuc, Jean (RHP) 1912-16
Dugan, Joe (IF) 1931
Duran, Roberto (LHP) 1997-98
Durbin, Chad (RHP) 2006-07
Dustal, Bob (RHP) 1963
Dyer, Ben (IF/OF/RHP) 1916-19

Dyer, Duffy (C) 1980-81

— E —

Earl, Scott (IF) 1984
Easley, Damion (IF) 1996-2002
Eason, Mal (RHP) 1903
Easterling, Paul (OF) 1928, 1930
Eaton, Zeb (RHP) 1944-45
Eckenstahler, Eric (LHP) 2002-03
Egan, Dick (LHP) 1963-64
Egan, Wish (RHP) 1902
Ehmke, Howard (RHP) 1916-17, 1919-22
Eischen, Joey (LHP) 1996
Eisenstat, Harry (LHP) 1938-39
Elberfeld, Kid (IF) 1901-03
Elder, Heinie (LHP) 1913
Ellison, Bert (IF/OF) 1916-20
Encarnacion, Juan (OF) 1997-2001
Engle, Dave (IF/OF/C) 1986
English, Gil (IF) 1936-37
Ennis, John (RHP) 2004
Erickson, Eric (RHP) 1916, 1918-19
Erickson, Hal (RHP) 1953
Erwin, Tex (C) 1907
Eubank, John (RHP) 1905-07
Evans, Darrell (IF) 1984-88
Everett, Adam (IF) 2009-10
Evers, Hoot (OF) 1941, 1946-52, 1954

— F —

Face, Roy (RHP) 1968
Fahey, Bill (C) 1981-83
Fain, Ferris (IF) 1955
Farley, Bob (IF/OF) 1962
Farmer, Ed (RHP) 1973
Farnsworth, Jeff (RHP) 2002
Farnsworth, Kyle (RHP) 2005, 2008
Farrell, John (RHP) 1996
Faul, Bill (RHP) 1962-64
Federoff, Al (IF) 1951-52
Felix, Junior (OF) 1994
Feller, Jack (C) 1958
Fernandez, Chico (IF) 1960-63
Ferry, Cy (RHP) 1904
Fick, Robert (C/IF/OF) 1998-2002
Fidrych, Mark (RHP) 1976-80
Fielder, Cecil (IF) 1990-96
Fields, Bruce (OF) 1986
Fien, Casey (RHP) 2009-10
Figaro, Alfredo (RHP) 2009-10
Finigan, Jim (IF) 1957
Finneran, Happy (RHP) 1918
Fischer, Bill (RHP) 1958, 1960-61
Fischer, Carl (LHP) 1933-35
Fisher, Ed (RHP) 1902
Fisher, Fritz (LHP) 1964
Fister, Doug (RHP) 2011-
Flagstead, Ira (OF/IF) 1917, 1919-23
Flaherty, John (C) 1994-96
Fleming, Les (OF) 1939
Fletcher, Scott (IF) 1995
Fletcher, Tom (LHP) 1962
Fletcher, Van (RHP) 1955
Florie, Bryce (RHP) 1998-99
Flowers, Ben (RHP) 1955
Floyd, Bubba (IF) 1944
Flynn, Doug (IF) 1985
Foiles, Hank (C) 1960
Foor, Jim (LHP) 1971-72
Ford, Gene (RHP) 1905
Fossum, Casey (LHP) 2008
Foster, Larry (RHP) 1963
Fothergill, Bob (OF) 1922-30
Foucault, Steve (RHP) 1977-78
Fox, Pete (OF) 1933-40
Fox, Terry (RHP) 1961-66
Foytack, Paul (RHP) 1953, 1955-63
Francis, Ray (LHP) 1923
Francona, Tito (OF) 1958
Franklin, Murray (IF) 1941-42
Frasier, Vic (RHP) 1933-34
Frazier, Jeff (OF) 2010
Freehan, Bill (C) 1961, 1963-76
Freese, George (PH) 1953
French, Luke (LHP) 2009
Fried, Cy (LHP) 1920
Friend, Owen (IF) 1953
Frisk, Emil (RHP/OF) 1901

Froats, Bill (LHP) 1955
Fryman, Travis (IF) 1990-97
Fryman, Woodie (LHP) 1972-74
Fuchs, Charlie (RHP) 1942
Fuentes, Tito (IF) 1977
Fuller, Frank (IF) 1915-16
Funk, Liz (OF) 1930
Furbush, Charlie (LHP) 2011

— G —

Gagnon, Chick (IF) 1922
Gaillard, Eddie (RHP) 1997
Gainer, Del (IF) 1909, 1911-14
Gakeler, Dan (RHP) 1991
Galarraga, Armando (RHP) 2008-10
Gallagher, Doug (LHP) 1962
Galloway, Chuck (IF/OF) 1928
Gamble, John (IF) 1972-73
Garbey, Barbaro (IF/OF) 1984-85
Garbowski, Alex (PR) 1952
Garcia, Freddy (RHP) 2008
Garcia, Karim (OF) 1999-00
Garcia, Luis (IF) 1999
Garcia, Pedro (IF) 1976
Gardner, Mike (RHP) 1993-95
Garver, Ned (RHP) 1952-56
Gehring, Charlie (IF) 1924-42
Gelbert, Charley (IF) 1937
Gentry, Rufe (RHP) 1943-44, 1946-48
German, Franklyn (RHP) 2002-05
Gernert, Dick (IF/OF) 1960-61
Gessler, Doc (OF) 1903
Giarratano, Tony (IF) 2005-07
Gibson, Frank (C/OF) 1913
Gibson, Kirk (OF/DH) 1979-87, 1993-95
Gibson, Paul (LHP) 1988-91
Gibson, Sam (RHP) 1926-28
Giebell, Floyd (RHP) 1939-41
Gilbreth, Bill (LHP) 1971-72
Gill, George (RHP) 1937-39
Gillespie, Bob (RHP) 1944
Ginsberg, Joe (C) 1948, 1950-53
Ginter, Matt (RHP) 2005
Gladden, Dan (OF) 1992-93
Gladding, Fred (RHP) 1961-67
Glaizer, John (RHP) 1920
Gleason, Kid (IF) 1901-02
Gleaton, Jerry Don (LHP) 1990-91
Glover, Gary (RHP) 2008
Glynn, Ed (LHP) 1975-78
Gohr, Greg (RHP) 1993-96
Goldstein, Izzy (RHP) 1932
Goldy, Purnal (OF) 1962-63
Gomez, Alexis (OF) 2005-06
Gomez, Chris (IF) 1993-96
Gonzales, Dan (OF) 1979-80
Gonzalez, Enrique (RHP) 2010-11
Gonzalez, Juan (OF) 2000
Gonzalez, Julio (IF) 1983
Gonzalez, Luis (OF/DH) 1998
Good, Andrew (RHP) 2005
Gorsica, Johnny (RHP) 1940-44, 1946-47
Goslin, Goose (OF) 1934-37
Grabowski, Johnny (C) 1931
Graham, Bill (RHP) 1966
Graham, Kyle (RHP) 1929
Granderson, Curtis (OF) 2004-09
Grater, Mark (RHP) 1993
Graterol, Beiker (RHP) 1999
Gray, Ted (LHP) 1946, 1948-54
Green, Lenny (OF) 1967-68
Greenberg, Hank (IF/OF) 1930, 1933-41, 1945-46
Greene, Altar (OF) 1979
Greene, Willie (IF) 1903
Greisinger, Seth (RHP) 1998, 2002
Gremminger, Ed (IF) 1904
Griggs, Art (IF) 1918
Grilli, Jason (RHP) 2005-08
Grilli, Steve (RHP) 1975-77
Grissom, Marv (RHP) 1949
Gromek, Steve (RHP) 1953-57
Groom, Buddy (LHP) 1992-95
Groth, Johnny (OF) 1946-52, 1957-60
Grover, Bert (RHP) 1913
Grubb, John (OF) 1983-87

TIGERS ALL-TIME ROSTER



Grzenda, Joe (LHP) 1961
Guillen, Carlos (IF/OF) 2004-11
Gullickson, Bill (RHP) 1991-94
Gumpert, Dave (RHP) 1982-83
Gutierrez, Cesar (IF) 1969-71

— H —

Haas, David (RHP) 1991-93
Hale, Sammy (IF/OF) 1920-21
Hall, Charley (RHP) 1918
Hall, Herb (RHP) 1918
Hall, Joe (OF) 1995, 1997
Hall, Marc (RHP) 1913-14
Haller, Tom (C) 1972
Halter, Shane (IF) 2000-2003
Hamelin, Bob (IF/DH) 1997
Hamilton, Earl (LHP) 1916
Hamilton, Jack (RHP) 1964-65
Hamlin, Luke (RHP) 1933-34
Haney, Fred (IF) 1922-25
Hankins, Don (RHP) 1927
Hannahan, Jack (IF) 2006
Hannan, Jim (RHP) 1971
Harding, Charlie (RHP) 1913
Hare, Shawn (OF) 1991-92
Hargrave, Pinky (C) 1928-30
Harley, Dick (OF) 1902
Harper, Brian (OF/IF/C) 1986
Harper, George (OF) 1916-18
Harper, Terry (OF) 1987
Harriger, Denny (RHP) 1998
Harrington, Andy (PH) 1925
Harris, Bob (RHP) 1938-39
Harris, Buckey (IF) 1929, 1931
Harris, Gail (IF) 1958-60
Harris, Gene (RHP) 1994
Harris, Ned (OF) 1941-43, 1946
Harrist, Earl (RHP) 1953
Haselman, Bill (C) 1999
Hatfield, Fred (IF) 1952-56
Hatter, Clyde (LHP) 1935, 1937
Havens, Brad (LHP) 1989
Hayworth, Ray (C) 1926, 1929-38
Hazle, Bob (OF) 1958
Heath, Bill (C) 1967
Heath, Mike (C) 1986-90
Hebner, Richie (IF) 1980-82
Heffner, Don (IF) 1944
Hegan, Jim (C) 1958
Heilmann, Harry (OF/IF) 1914, 1916-29
Heinkel, Don (RHP) 1988
Henneman, Mike (RHP) 1987-95
Hennessy, Les (IF) 1913
Henriquez, Oscar (RHP) 2002
Henry, Dwayne (RHP) 1995
Henshaw, Roy (LHP) 1942-44
Herbert, Ray (RHP) 1950-51, 1953-54
Herman, Babe (OF) 1937
Hernandez, Fernando (RHP) 1997
Hernandez, Guillermo (LHP) 1984-89
Herndon, Larry (OF) 1982-88
Herring, Art (RHP) 1929-33
Herzog, Whitey (OF/IF) 1963
Hessman, Mike (IF) 2007-08
Hetting, Gus (IF) 1906
Hiatt, Phil (IF/OF) 1996
Hickman, Piano Legs (IF/OF) 1904-05
Hicks, Buddy (IF) 1956
Higgins, Pinky (IF) 1939-44, 1946
Higginson, Bobby (OF) 1995-2005
High, Ed (LHP) 1901
High, Hugh (OF) 1913-14
Hiljus, Erik (RHP) 1999-00
Hiller, John (LHP) 1965-70, 1972-80
Hinch, A.J. (C) 2003
Hitchcock, Billy (IF) 1942, 1946, 1953
Hoefl, Billy (LHP) 1952-59
Hogsett, Chief (LHP) 1929-36, 1944
Holdsworth, Fred (RHP) 1972-74
Hollimon, Michael (IF) 2008
Holling, Carl (RHP) 1921-22
Holloway, Ken (RHP) 1922-28
Holman, Shawn (RHP) 1989
Holmes, Ducky (OF) 1901-02
Holt, Chris (RHP) 2001
Holtgrave, Vern (RHP) 1965
Hooper, Kevin (IF) 2005-06

Hoover, Joe (IF) 1943-45
Hopp, Johnny (IF/OF) 1952
Horton, Willie (OF) 1963-77
Hosley, Tim (C/IF) 1970-71
Host, Gene (LHP) 1956
Hostetler, Chuck (OF) 1944-45
House, Frank (C) 1950-51, 1954-57, 1961
House, Will (RHP) 1913
Houtteman, Art (RHP) 1945-50, 1952-53
Howard, Frank (IF/OF) 1972-73
Hoyt, Waite (RHP) 1930-31
Huber, Clarence (IF) 1920-21
Hudson, Charles (RHP) 1989
Huelsman, Frank (OF) 1904
Huff, Aubrey (IF/OF) 2009
Hughes, Tom (OF) 1930
Huismann, Mark (RHP) 1988
Humphrey, Terry (C) 1975
Humphreys, Bob (RHP) 1962
Hunter, Brian (OF) 1997-99
Hurst, Jimmy (OF) 1997
Hutchinson, Fred (RHP) 1939-41, 1946-53
Hyers, Tim (IF/OF) 1996

— I —

Ignasiak, Gary (LHP) 1973
Incaviglia, Pete (OF) 1991, 1998
Infante, Omar (IF) 2002-07
Inge, Brandon (C/IF/OF) 2001-
Ingram, Riccardo (OF) 1994
Irvin, Ed (IF) 1912
Ivie, Mike (DH) 1982-83

— J —

Jackson, Austin (OF) 2010-
Jackson, Charlie (RHP) 1905
Jackson, Damian (IF/OF) 2002
Jackson, Edwin (RHP) 2009
Jackson, Ron (IF) 1981
Jackson, Ryan (OF) 2001-02
Jacobson, Baby Doll (OF/IF) 1915
Jaeger, Charlie (RHP) 1904
James, Art (OF) 1975
James, Bill (RHP) 1915-19
James, Bob (RHP) 1982-83
Jarvis, Kevin (RHP) 1997
Jata, Paul (IF/OF) 1972
Jefferies, Gregg (IF/OF) 1999-00
Jennings, Hughie (IF) 1907, 1909, 1912, 1918
Jensen, Bill (RHP) 1912
Jensen, Marcus (C) 1997
Jimenez, Jason (LHP) 2002
Johns, Augie (LHP) 1926-27
Johnson, Alex (OF) 1976
Johnson, Brian (C) 1997
Johnson, Dave (RHP) 1993
Johnson, Earl (LHP) 1951
Johnson, Howard (IF/OF) 1982-84
Johnson, Jason (RHP) 2004-2005
Johnson, Ken (LHP) 1952
Johnson, Mark (RHP) 2000
Johnson, Roy (OF) 1929-32
Johnson, Syl (RHP) 1922-25
Jones, Alex (LHP) 1903
Jones, Bob (IF) 1917-25
Jones, Dalton (IF/OF) 1970-72
Jones, Davy (OF) 1906-12
Jones, Deacon (RHP) 1916-18
Jones, Elijah (RHP) 1907, 1909
Jones, Jacque (OF) 2008
Jones, Ken (RHP) 1924
Jones, Lynn (OF) 1979-83
Jones, Ruppert (OF) 1984
Jones, Sam (RHP) 1962
Jones, Todd (RHP) 1997-2001, 2006-08
Jones, Tom (IF) 1909-10
Jones, Tracy (OF) 1989-90
Jordan, Milt (RHP) 1953
Joyce, Matt (OF) 2008
Jurriens, Jair (RHP) 2007
Justis, Walt (RHP) 1905

— K —

Kaiser, Jeff (LHP) 1991

Kaline, Al (OF/IF/DH) 1953-74
Kallio, Rudy (RHP) 1918-19
Kane, Harry (LHP) 1903
Kapler, Gabe (OF) 1998-99
Karnuth, Jason (RHP) 2005
Kavanagh, Marty (IF/OF) 1914-16
Keagle, Greg (RHP) 1996-98
Kell, George (IF) 1946-52
Kelleher, Mick (IF) 1981-82
Keller, Charlie (OF) 1950-51
Keller, Kris (RHP) 2002
Kelly, Bryan (RHP) 1986-87
Kelly, Don (IF/OF) 2009-
Kemp, Steve (OF) 1977-81
Kennedy, Bob (IF/OF) 1956
Kennedy, Vern (RHP) 1938-39
Kerns, Russ (PH) 1945
Kerr, John (IF/OF) 1923-24
Kida, Masao (RHP) 1999-00
Kiely, John (RHP) 1991-93
Kilkenny, Mike (LHP) 1969-72
Killefer, Red (IF/OF) 1907-09
Killian, Ed (LHP) 1904-10
Kimm, Bruce (C) 1976-77
Kimsley, Chad (RHP) 1936
King, Chick (OF) 1954-56
King, Eric (RHP) 1986-88, 1992
Kingsale, Gene (OF) 2003
Kinney, Dennis (LHP) 1981
Kinzer, Matt (RHP) 1990
Kirke, Jay (IF/OF) 1910
Kisinger, Rube (RHP) 1902-03
Kitson, Frank (RHP) 1903-05
Klassen, Danny (IF) 2003
Klawitter, Al (RHP) 1913
Kline, Ron (RHP) 1961-62
Klippstein, Johnny (RHP) 1967
Kneisch, Rudy (LHP) 1926
Knight, Ray (IF) 1988
Knotts, Gary (RHP) 2003-2004
Knox, John (IF) 1972-75
Knudsen, Kurt (RHP) 1992-94
Koch, Al (RHP) 1963-64
Kocher, Brad (C) 1912
Koenig, Mark (IF/RHP) 1930-31
Kolloway, Don (IF) 1949-52
Koplitz, Howie (RHP) 1961-62
Korince, George (RHP) 1966-67
Kostro, Frank (IF/OF) 1962-63
Krenchicki, Wayne (IF) 1983
Kress, Charlie (IF/OF) 1954
Kress, Red (IF) 1939-40
Kretlow, Lou (RHP) 1946, 1948-49
Kreuter, Chad (C) 1992-94
Krueger, Bill (LHP) 1993-94
Kryhoski, Dick (IF) 1950-51
Kuenn, Harvey (IF/OF) 1952-59
Kuntz, Rusty (OF/IF/DH) 1984-85

— L —

Laabs, Chet (OF) 1937-39
Labine, Clem (RHP) 1960
Lafitte, Ed (RHP) 1909, 1911-12
Laga, Mike (IF) 1982-86
LaGrow, Lerrin (RHP) 1970, 1972-75
Laird, Gerald (C) 2009-10
Lake, Eddie (IF) 1946-50
Lake, Joe (RHP) 1912-13
Lakeman, Al (C) 1954
Lambert, Chris (RHP) 2008-09
Lamont, Gene (C) 1970-72, 1974-75
Lancaster, Les (RHP) 1992
Landis, Jim (OF) 1967
Lane, Marvin (OF) 1971-74, 1976
LaPoint, Dave (LHP) 1986
Larish, Jeff (IF) 2008-10
Larkin, Steve (RHP) 1934
Lary, Frank (RHP) 1954-64
Lasher, Fred (RHP) 1967-70
Lathers, Chick (IF) 1910-11
Lau, Charlie (C) 1956, 1958-59
Lawrence, Bill (OF) 1932
Lawson, Roxie (RHP) 1933, 1935-39
Laxton, Bill (LHP) 1976
Lazorko, Jack (RHP) 1986
Leach, Rick (IF/OF) 1981-83
Ledbetter, Razor (RHP) 1915

Ledezma, Wilfredo (LHP) 2003-07
Lee, Don (RHP) 1957-58
LeFlore, Ron (OF) 1974-79
Leinhausner, Bill (OF) 1912
Leiter, Mark (RHP) 1991-93
Leivelt, Bill (RHP) 1909-10
Lemanczyk, Dave (RHP) 1973-76
Lemon, Chet (OF) 1982-90
Lenhardt, Don (OF) 1952
Lentine, Jim (OF) 1980
Leonard, Dutch (LHP) 1919-21, 1924-25
Leppio, Ted (IF) 1959
LePine, Peter (OF/IF) 1902
Lerchen, George (OF) 1952
Leshnock, Don (LHP) 1972
Levine, Al (RHP) 2004
Lewis, Colby (RHP) 2006
Lewis, Mark (IF) 1996
Lewis, Richie (RHP) 1996
Lima, Jose (RHP) 1994-96, 2001-02
Lindbeck, Em (PH) 1960
Lindeman, Jim (IF) 1990
Lindsay, Pinky (IF) 1905-06
Lindsey, Rod (OF) 2000
Linhart, Carl (PH) 1952
Lipon, Johnny (IF) 1942, 1946, 1948-52
Lira, Felipe (RHP) 1995-97, 1999
Littlefield, Dick (LHP) 1952
Lively, Jack (RHP) 1911
Livingstone, Scott (IF) 1991-94
Lockhead, Harry (IF) 1901
Logan, Bob (LHP) 1937
Logan, Nook (OF) 2004-05
Lolich, Mickey (LHP) 1963-75
Lombard, George (OF) 2002
Long, Herman (IF) 1903
Lopez, Aquilino (RHP) 2007-08
Lopez, Aurelio (RHP) 1979-85
Lorenzen, Lefty (LHP) 1913
Loudell, Art (RHP) 1910
Louden, Baldy (IF/OF) 1912-13
Loux, Shane (RHP) 2002-03
Love, Slim (LHP) 1919-20
Lovullo, Torey (IF) 1988-89
Lowdermilk, Grover (RHP) 1915-16
Lowe, Bobby (IF/OF) 1904-07
Lowry, Dwight (C) 1984, 1986-87
Ludolph, Willie (RHP) 1924
Lugo, Urbano (RHP) 1990
Lumpe, Jerry (IF) 1964-67
Lund, Don (OF) 1949, 1952-54
Lusader, Scott (OF) 1987-90
Lush, Billy (OF/IF) 1903
Lynn, Fred (OF) 1988-89
Lynn, Red (RHP) 1939
Lyon, Brandon (RHP) 2009

— M —

Maas, Duke (RHP) 1955-57
MacCormack, Frank (RHP) 1976
MacDonald, Bob (LHP) 1993
Machemer, Dave (IF) 1979
Macias, Jose (IF) 1999-2002
Madden, Morris (LHP) 1987
Maddox, Elliott (IF/OF) 1970
Madison, Dave (RHP) 1952-53
Madison, Scotti (IF/DH) 1985-86
Madlock, Bill (IF/DH) 1987
Magee Jr., Wendell (OF) 2000-02
Maharg, Billy (IF) 1912
Mahler, Mickey (LHP) 1985
Maier, Bob (IF/OF) 1945
Main, Alex (RHP) 1914
Maisel, George (OF) 1916
Makowski, Tom (LHP) 1975
Malloy, Herm (RHP) 1907-08
MalMBERG, Harry (IF) 1955
Manders, Hal (RHP) 1941-42, 1946
Manion, Clyde (C/IF) 1920-24, 1926-27
Mankowski, Phil (IF) 1976-79
Manto, Jeff (IF/DH) 1998
Manuel, Jerry (OF) 1975-76
Manush, Heinie (OF/IF) 1923-27
Mapes, Cliff (OF) 1952
Marberry, Firpo (RHP) 1933-35
Marentette, Leo (RHP) 1965
Marlowe, Dick (RHP) 1951-56

TIGERS HISTORY



TIGERS ALL-TIME ROSTER

Maroth, Mike (LHP) 2002-07
 Marrow, Buck (RHP) 1932
 Marshall, Mike (RHP) 1967
Marte, Luis (RHP) 2011-
 Martin, Billy (IF) 1958
 Martin, John (LHP) 1983
 Martinez, Ramon (IF) 2005
Martinez, Victor (C) 2011-
 Mason, Roger (RHP) 1984
 Masterson, Walt (RHP) 1956
 Matchick, Tom (IF) 1967-69
 Mathews, Eddie (IF) 1967-68
 Mavis, Bob (PR) 1949
 Maxcy, Brian (RHP) 1995-96
 Maxwell, Charlie (OF/IF) 1955-62
 May, Milt (C) 1976-79
 Maybin, Cameron (OF) 2007
 Mayo, Eddie (IF) 1944-48
 McAllister, Sport (OF/IF/C) 1901-03
 McAuliffe, Dick (IF) 1960-73
 McBride, Macay (LHP) 2007
 McCarthy, Arch (RHP) 1902
 McCosky, Bamey (OF) 1939-42, 1946
 McCoy, Benny (IF) 1938-39
 McCreery, Ed (RHP) 1914
 McCullers, Lance (RHP) 1990
 McCurry, Jeff (RHP) 1996
 McDermott, Mickey (LHP) 1958
 McDermott, Red (OF) 1912
 McDill, Allen (LHP) 2000
 McDonald, John (IF) 2005
 McFarlane, Orlando (C) 1966
 McGarr, Jim (IF) 1912
 McGarvey, Dan (OF) 1912
 McGehee, Pat (RHP) 1912
 McGuire, Deacon (C/IF) 1902-03, 1912
 McHale, John, Sr. (IF) 1943-45, 1947-48
 McIntyre, Matty (OF) 1904-10
 McKain, Archie (LHP) 1939-41
 McKee, Red (C) 1913-16
 McLain, Denny (RHP) 1963-70
 McLaughlin, Pat (RHP) 1937, 1945
 McLeland, Wayne (RHP) 1951-52
 McMackin, Sam (LHP) 1902
 McMahan, Don (RHP) 1968-69
 McManus, Frank (C) 1904
 McManus, Marty (IF) 1927-31
 McMillon, Billy (OF) 2000-01
 McMullin, Fred (IF) 1914
 McNabb, Carl (PH) 1945
 McNair, Eric (IF) 1941-42
 McRae, Norm (RHP) 1969-70
 McTigue, Bill (LHP) 1916
 Meacham, Rusty (RHP) 1991
 Meany, Pat (IF) 1912
 Mears, Chris (RHP) 2003
 Meeler, Phil (RHP) 1972
 Meluskey, Mitch (C) 2001-02
 Melvin, Bob (C) 1985
 Mercado, Orlando (C) 1987
 Mercer, Win (RHP) 1902
 Merritt, Herm (IF) 1921
 Mesa, Jose (RHP) 2007
 Metha, Scat (IF) 1940
 Metro, Charlie (OF) 1943-44
 Meyer, Dan (OF/IF) 1974-76
 Meyer, Dutch (IF) 1940-42
 Miceli, Dan (RHP) 1997
 Michael, Gene (IF) 1975
 Middleton, Jim (RHP) 1921
 Mierkowicz, Ed (OF) 1945, 1947-48
 Miller, Andrew (LHP) 2006-07
 Miller, Bob G. (LHP) 1953-56
 Miller, Bob L. (RHP) 1973
 Miller, Eddie (OF) 1982
 Miller, Hack (C) 1944-45
 Miller, Matt (LHP) 2001-2002
 Miller, Orlando (IF) 1997
 Miller, Roscoe (RHP) 1901-02
 Miller, Trever (LHP) 1996
 Miner, Zach (RHP) 2006-09
 Mitchell, Clarence (LHP) 1911
 Mitchell, Willie (LHP) 1916-19
 Mlicki, Dave (RHP) 1999-2001
 Moehler, Brian (RHP) 1996-2002
 Moford, Herb (RHP) 1958

Mohardt, John (OF) 1922
 Molinaro, Bobby (OF) 1975, 1977, 1983
 Monbouquette, Bill (RHP) 1966-67
 Monge, Sid (LHP) 1984
 Monroe, Craig (OF) 2002-07
 Montejo, Manny (RHP) 1961
 Moore, Anse (OF) 1946
 Moore, Bill (RHP) 1925
 Moore, Jackie (C) 1965
 Moore, Mike (RHP) 1993-95
 Moore, Roy (LHP) 1922-23
 Mooty, Jake (RHP) 1944
 Morales, Jerry (OF) 1979
 Moran, Harry (LHP) 1912
 Moreland, Keith (IF/DH/C) 1989
 Morgan, Chet (OF) 1935, 1938
 Morgan, Tom (RHP) 1958-60
 Moriarty, George (IF/OF) 1909-15
 Morris, Hal (IF) 2000
 Morris, Jack (RHP) 1977-90
 Morris, Warren (IF) 2003
 Morrisette, Bill (RHP) 1920
 Morrison, Jim (IF) 1987-88
 Morton, Bubba (OF/IF) 1961-63
 Moseby, Lloyd (OF) 1990-91
 Moses, Gerry (C) 1974
 Moses, John (OF) 1991
 Mossi, Don (LHP) 1959-63
 Mueller, Les (RHP) 1941, 1945
 Mullen, Billy (IF) 1926
 Mullin, George (RHP/OF) 1902-13
 Mullin, Pat (OF) 1940-41, 1946-53
 Munoz, Mike (LHP) 1991-93
 Munson, Eric (IF) 2000-04
 Murphy, Dwayne (OF) 1988
 Murphy, Soldier Boy (IF) 1903
 Murray, Heath (LHP) 2001
 Myatt, Glenn (C) 1936
 Myers, Mike (LHP) 1995-97

— **N** —

Nagelson, Russ (OF/IF) 1970
 Nahorodny, Bill (PH) 1983
 Nance, Doc (OF) 1901
 Narleski, Ray (RHP) 1959
 Navarro, Julio (RHP) 1964-66
 Nekola, Bots (LHP) 1933
 Nelson, Lynn (RHP) 1940
 Ness, Jack (IF) 1911
 Nettles, Jim (OF) 1974
 Neun, Johnny (IF) 1925-28
 Nevin, Phil (OF/IF/C) 1995-97
 Newhouser, Hal (LHP) 1939-53
 Newsom, Bobo (RHP) 1939-41
Ni, Fu-Te (LHP) 2009-10
 Nicholls, Simon (IF) 1903
 Nicholson, Fred (OF) 1917
 Niekro, Joe (RHP) 1970-72
 Nieman, Bob (OF) 1953-54
 Nieves, Melvin (OF/DH) 1996-97
 Nischwitz, Ron (LHP) 1961-62, 1965
 Nitkowski, C.J. (LHP) 1995-96, 1999-2001
 Nokes, Matt (C) 1986-90
 Noles, Dickie (RHP) 1987
 Nomo, Hideo (RHP) 2000
 North, Lou (RHP) 1913
 Northrup, Jim (OF/IF) 1964-74
 Norton, Greg (IF) 2004
 Nosek, Randy (RHP) 1989-90
 Novoa, Roberto, RHP 2004
 Nunez, Edwin (RHP) 1989-90

— **O** —

Oana, Prince (RHP) 1943, 1945
 O'Connell, John (IF) 1902
 Oglivie, Ben (IF/OF) 1974-77
 Okrie, Frank (LHP) 1920
 Oldham, Red (LHP) 1914-15, 1920-22
 O'Leary, Charley (IF/OF) 1904-12
 Olivares, Omar (RHP) 1996-97
Oliver, Andy (LHP) 2010-
 Oliver, Joe (C) 1998
 Oliveros, Lester (RHP) 2011
 Olsen, Ole (RHP) 1922-23
 Olson, Gregg (RHP) 1996
 Olson, Karl (OF) 1957
 O'Mara, Ollie (IF) 1912
 O'Neal, Randy (RHP) 1984-86

Onslow, Eddie (IF) 1912-13
 Onslow, Jack (C) 1912
 Ordonez, Magglio (OF) 2005-11
 Monge, Joe (IF) 1944
 O'Rourke, Frank (IF) 1924-26
 Orrell, Joe (RHP) 1943-45
 Osborne, Bobo (IF) 1957-59, 61-62
 Outlaw, Jimmy (OF/IF) 1943-49
 Overmire, Stubby (LHP) 1943-49
 Owen, Frank (RHP) 1901
 Owen, Marv (IF) 1931, 1933-37
 Oylar, Ray (IF) 1965-68

— **P** —

Pacella, John (RHP) 1986
 Page, Phil (LHP) 1928-30
 Palmer, David (RHP) 1989
 Palmer, Dean (IF) 1999-2003
 Paniagua, Jose (RHP) 2002
 Papi, Stan (IF) 1980-81
 Paquette, Craig (IF/OF) 2002-03
 Paredes, Johnny (IF) 1990-91
 Parent, Mark (C) 1996
 Parker, Clay (RHP) 1990
 Parker, Salty (IF) 1936
 Parks, Slicker (RHP) 1921
 Parrish, Lance (C) 1977-86
 Parsons, Dixie (C) 1939, 1942-43
 Partenheimer, Steve (IF) 1913
 Pasek, Johnny (C) 1933
 Pashnick, Larry (RHP) 1982-83
 Patrick, Bob (OF) 1941-42
 Patterson, Danny (RHP) 2000-04
 Patterson, Daryl (RHP) 1968-71
 Patterson, Jarrod (IF) 2001
Pauley, David (RHP) 2011-
 Payne, Fred (C/OF) 1906-08
 Pearson, Terry (RHP) 2002
 Peasley, Marv (LHP) 1910
 Pedrique, Al (IF) 1989
 Pemberton, Rudy (OF) 1995
 Pena, Carlos (IF) 2002-05
 Pena, Orlando (RHP) 1965-67
 Pena, Ramon (RHP) 1989
 Penn, Shannon (IF) 1995-96
 Penny, Brad (RHP) 2011
 Perntz, Gene (RHP) 1975
 Peploski, Pepper (IF) 1913
 Pepper, Don (IF) 1966
Peralta, Jhonny (IF) 2010-
 Percival, Troy (RHP) 2005
 Perez, Neifi (IF) 2006-07
 Perez, Timo (OF) 2007
 Perisho, Matt (LHP) 2001-2002
 Perkins, Cy (PH) 1934
 Pernoll, Hub (LHP) 1910, 1912
 Perranoski, Ron (LHP) 1971-72
 Perritt, Pol (RHP) 1921
 Perry, Boyd (IF) 1941
 Perry, Clay (IF) 1908
 Perry, Hank (OF) 1912
 Perry, Jim (RHP) 1973
 Perry, Ryan (RHP) 2009-11
 Pesky, Johnny (IF) 1952-54
 Peters, John (C) 1915
 Peters, Rick (IF/OF) 1979-81
 Petrick, Ben (OF) 2003
 Petry, Dan (RHP) 1979-87, 1990-91
 Pettis, Gary (OF) 1988-89, 1992
 Pettyjohn, Adam (LHP) 2001
 Philleay, Dave (IF/OF) 1957
 Phillips, Bubba (IF/OF) 1955, 1963-64
 Phillips, Eddie (C) 1929
 Phillips, Jack (IF/OF) 1955-57
 Phillips, Red (RHP) 1934, 1936
 Phillips, Tony (IF) 1990-95
 Pierce, Billy (LHP) 1945, 1948
 Pierce, Jack (IF) 1975
 Piet, Tony (IF) 1938
 Pilette, Herman (RHP) 1922-24
 Pineda, Luis (RHP) 2001
 Pinelli, Babe (IF) 1920
 Pipp, Wally (IF) 1913
 Pippen, Cotton (RHP) 1939-40
 Pittaro, Chris (IF) 1985
 Platte, Al (OF) 1913
 Podres, Johnny (LHP) 1966-67

Poffenberger, Boots (RHP) 1937-38
 Polanco, Placido (IF) 2005-09
 Polonia, Luis (DH/OF) 1999-00
 Poole, Jim (LHP) 2000
Porcello, Rick (RHP) 2009-
 Porter, J.W. (C/OF/IF) 1955-57
 Post, Lew (OF) 1902
 Powell, Brian (RHP) 1998, 2002
 Powell, Ray (OF) 1913
 Owen, Frank (RHP) 1901
 Pratt, Del (IF) 1923-24
 Presko, Joe (RHP) 1957-58
 Price, Jim (C) 1967-71
 Priddy, Jerry (IF) 1950-53
 Pride, Curtis (OF) 1996-97
 Proctor, Jim (RHP) 1959
 Prudhomme, Augie (RHP) 1929
 Pugh, Tim (RHP) 1997
 Purcey, David (LHP) 2011
 Purtell, Billy (IF) 1914
 Putman, Ed (C) 1979

— **Q** —

Quellich, George (OF) 1931

— **R** —

Rabelo, Mike (C) 2006-07
Raburn, Ryan (IF) 2004, 2007-
 Radatz, Dick (RHP) 1969
 Radcliff, Rip (OF/IF) 1941-43
 Rakow, Ed (RHP) 1964-65
 Ramirez, Wilkin (OF) 2009-10
 Randa, Joe (IF) 1998
 Rapada, Clay (LHP) 2007-09
 Rapp, Earl (OF) 1949
 Ray, Jim (RHP) 1974
 Raymond, Bugs (RHP) 1904
 Redman, Mark (LHP) 2001-2002
 Redmond, Wayne (OF) 1965, 1969
 Reed, Bob (RHP) 1969-70
 Reed, Jody (IF) 1997
 Reese, Rich (IF/OF) 1973
 Regan, Phil (RHP) 1960-65
 Reiber, Frank (C/OF) 1933-36
 Remneas, Alex (RHP) 1912
 Renfer, Erwin (RHP) 1913
 Rensa, Tony (C) 1930
 Renteria, Edgar (IF) 2008
 Reynolds, Bob (RHP) 1975
 Reynolds, Ross (RHP) 1914-15
 Rhiel, Billy (IF/OF) 1932-33
 Rhymes, Will (IF) 2010-11
 Ribant, Dennis (RHP) 1968
 Rice, Harry (OF/IF) 1928-30
 Richards, Paul (C) 1943-46
 Richardson, Nolen (IF) 1929, 1931-32
 Richie, Rob (OF) 1989
 Riebe, Hank (C) 1942, 1947-49
 Rigney, Topper (IF) 1922-25
 Rincon, Juan (RHP) 2009
 Ripken, Bill (IF) 1998
 Ritz, Kevin (RHP) 1989-92
 Rivera, Michael (C) 2001-02
 Roarke, Mike (C) 1961-64
 Robbins, Bruce (LHP) 1979-80
 Roberts, Bip (OF/IF/DH) 1998
 Roberts, Dave (LHP) 1976-77
 Roberts, Leon (OF) 1974-75
 Roberts, Willis (RHP) 1999
 Robertson, Jerry (RHP) 1970
 Robertson, Nate (LHP) 2003-09
 Robinson, Aaron (C) 1949-51
 Robinson, Eddie (IF) 1957
 Robinson, Jeff (RHP) 1987-90
 Robinson, Rabbit (IF/OF) 1904
 Rodney, Fernando (RHP) 2002-09
 Rodriguez, Aurelio (IF) 1971-79
 Rodriguez, Ivan (C) 2004-08
 Rodriguez, Steve (IF) 1995
 Rogalski, Joe (RHP) 1938
 Rogell, Billy (IF/OF) 1930-39
 Rogers, Kenny (LHP) 2006-08
 Rogovin, Saul (RHP) 1949-51
 Rojas, Mel (RHP) 1999
 Roman, Bill (IF) 1964-65
 Romero, Ed (IF) 1990
 Rondeau, Henri (C/IF) 1913
 Roney, Matt (RHP) 2003



Rooker, Jim (LHP) 1968
 Ross, Cody (OF) 2003
 Ross, Don (IF/OF) 1938, 1942-45
 Rossman, Claude (IF) 1907-09
 Rothschild, Larry (RHP) 1981-82
 Rowan, Jack (RHP) 1906
 Rowe, Schoolboy (RHP) 1933-42
 Rowland, Rich (C) 1990-93
 Rozema, Dave (RHP) 1977-84
 Ruble, Art (OF) 1927
 Rucker, Dave (LHP) 1981-83
 Ruel, Muddy (C) 1931-32
 Ruffin, Chance (RHP) 2011-
 Ruhle, Vern (RHP) 1974-77
 Runyan, Sean (LHP) 1998-2000
 Russell, Jack (RHP) 1937
 Ryan, Dusty (C) 2008-09

— S —

Sabel, Erik (RHP) 2002
 Sager, A.J. (RHP) 1996-98
 Salas, Mark (C) 1990-91
 Salazar, Luis (OF/IF/DH) 1988
 Salazar, Oscar (IF) 2002
 Samford, Ron (IF) 1955, 1957
 Samuel, Juan (IF) 1994-95
 Samuels, Joe (RHP) 1930
 Sanchez, Alex (OF) 1985
 Sanchez, Alex (OF) 2003-2004
 Sanders, Reggie (IF) 1974
 Sanders, Scott (RHP) 1997-98
 Santana, Julio (RHP) 2002
 Santana, Marino (RHP) 1998
 Santana, Pedro (IF) 2001
Santiago, Ramon (IF) 2002-03, 2006-
Santos, Omir (C) 2011-
 Santos, Victor (RHP) 2001
 Sardinha, Dane (C) 2008-09
 Sargent, Joe (IF) 1921
 Saucier, Kevin (LHP) 1981-82
 Saunders, Dennis (RHP) 1970
 Sborz, Jay (RHP) 2010
 Scanlan, Bob (RHP) 1996
 Scarborough, Ray (RHP) 1953
 Schaefer, Germany (IF/OF) 1905-09
 Schaller, Biff (OF/IF) 1911
 Schang, Wally (C) 1931
 Schatzeder, Dan (LHP) 1980-81
 Scheibeck, Frank (IF) 1906
 Scherman, Fred (LHP) 1969-73
 Scherrer, Bill (LHP) 1984-86
Scherzer, Max (RHP) 2010-
 Schiappacasse, Lou (OF) 1902
Schlereth, Daniel (LHP) 2010-
 Schmack, Brian (RHP) 2003
 Schmidt, Boss (C/OF) 1906-11
 Schu, Rick (IF) 1989
 Schuble, Heinie (IF) 1929, 1932-35
 Schultz, Barney (RHP) 1959
 Schultz, Bob (LHP) 1955
 Schwabe, Mike (RHP) 1989-90
 Scrivener, Chuck (IF) 1975-77
 Seale, Johnnie (LHP) 1964-65
 Searcy, Steve (LHP) 1988-91
 Seats, Tom (LHP) 1940
 Seay, Bobby (LHP) 2006-09
 Secory, Frank (OF) 1940
 Seelbach, Chuck (RHP) 1971-74
 Semproch, Ray (RHP) 1960
 Sewell, Rip (RHP) 1932
 Sharon, Dick (OF) 1973-74
 Shaw, Al (C/IF) 1901
 Shaw, Bob (RHP) 1957-58
 Shea, Merv (C) 1927-29, 1939
 Sheets, Larry (OF) 1990
 Sheffield, Gary (OF) 2007-08
 Shelby, John (OF) 1990-91
 Shelley, Hugh (OF) 1935
 Shelton, Chris (C/IF) 2004-06
 Sheridan, Pat (OF) 1986-88
 Sherry, Larry (RHP) 1964-67
 Shevlin, Jimmy (IF) 1930
 Shiver, Ivey (OF) 1931
 Shoop, Ron (C) 1959
 Shorten, Chick (OF/C) 1919-21
 Siddall, Joe (C) 1998
 Sierra, Ruben (OF/DH) 1996

Siever, Ed (LHP) 1901-02, 1906-08
 Sigafos, Frank (IF) 1929
 Simmons, Al (OF/IF) 1936
 Simmons, Hack (IF/OF) 1910
 Simmons, Nelson (OF) 1984-85
 Simon, Randall (1B) 2001-02
 Sims, Duke (C/OF) 1972-73
 Sinatra, Matt (C) 1989
 Singleton, Duane (OF) 1996
 Sisler, Dave (RHP) 1959-60
 Sizemore, Scott (IF) 2010-11
 Skeels, Dave (RHP) 1910
 Skizas, Lou (OF/IF) 1958
 Skopec, John (LHP) 1903
 Slaton, Jim (RHP) 1978, 1986
 Slayback, Bill (RHP) 1972-74
 Sleater, Lou (LHP) 1957-58
 Small, Jim (OF) 1955-57
 Smith, Bob (LHP) 1959
 Smith, Clay (RHP) 1940
 Smith, George C. (IF) 1963-65
 Smith, George S. (RHP) 1926-29
 Smith, Heinie (IF) 1903
 Smith, Jack (IF) 1912
 Smith, Jason (IF) 2004-2005
 Smith, Rufus (LHP) 1927
 Smith, Willie (LHP) 1963
 Snell, Nate (RHP) 1987
 Sodowsky, Clint (RHP) 1995-96
 Sorrell, Vic (RHP) 1928-37
 Sosa, Elias (RHP) 1982
 Souchock, Steve (OF/IF) 1951-55
 Sparks, Steve (RHP) 2000-2003
 Sparma, Joe (RHP) 1964-69
 Speer, Kid (LHP) 1909
 Spencer, George (RHP) 1958, 1960
 Spencer, Tubby (C/IF) 1916-18
 Spikes, Charlie (OF) 1978
 Spilman, Harry (IF) 1986
 Spurling, Chris (RHP) 2003-06
 St. Pierre, Max (C) 2010
 Stainback, Tuck (OF) 1940-41
 Stairs, Matt (IF) 2006
 Staley, Gerry (RHP) 1961
 Stanage, Oscar (C/IF) 1909-20, 1925
 Stanley, Mickey (OF/IF) 1964-78
 Staton, Joe (IF) 1972-73
 Staub, Rusty (OF) 1976-79
 Steen, Bill (RHP) 1915
 Stegman, Dave (OF) 1978-80
 Steiner, Ben (PR) 1947
 Steverson, Todd (OF) 1995
 Stewart, Walter (LHP) 1921
 Stidham, Phil (RHP) 1994
 Stoddard, Bob (RHP) 1985
 Stone, John (OF) 1928-33
 Stoner, Lil (RHP) 1922, 1924-29
 Stovall, Jesse (RHP) 1904
 Strahler, Mike (RHP) 1973
 Strampe, Bob (RHP) 1972
 Strange, Doug (IF) 1989
 Streuli, Walt (C) 1954-56
 Stroud, Sailor (RHP) 1910
 Stuart, Marlin (RHP) 1949-52
 Stubbs, Franklin (IF/OF) 1995
 Stump, Jim (RHP) 1957, 1959
 Sturdivant, Tom (RHP) 1963
 Sugden, Joe (IF) 1912
 Suggs, George (RHP) 1908-09
 Sullivan, Billy, Sr. (C) 1916
 Sullivan, Billy, Jr. (C/IF) 1940-41
 Sullivan, Charlie (RHP) 1928, 1930-31
 Sullivan, Jack (IF) 1944
 Sullivan, Joe (LHP) 1935-36
 Sullivan, John E. (C) 1905
 Sullivan, John P. (C) 1963-65
 Sullivan, Russ (OF) 1951-53
 Summers, Champ (OF) 1979-81
 Summers, Ed (RHP) 1908-12
 Susce, George C. (C) 1932
 Susce, George D. (RHP) 1958-59
 Sutherland, Gary (IF) 1974-76
 Sutherland, Suds (RHP) 1921
 Sweeney, Bill (IF/OF) 1928
 Swift, Bob (C) 1944-53
 Sykes, Bob (LHP) 1977-78

Szotkiewicz, Ken (IF) 1970
 — T —
 Tanana, Frank (LHP) 1985-92
 Tata, Jordan (RHP) 2006-07
 Tavener, Jackie (IF) 1921, 1925-28
 Taylor, Bennie (IF) 1952
 Taylor, Bill (OF) 1957-58
 Taylor, Bruce (RHP) 1977-79
 Taylor, Gary (RHP) 1969
 Taylor, Tony (IF/OF) 1971-73
 Taylor, Wiley (RHP) 1911
 Tebbetts, Birdie (C) 1936-42, 1946-47
 Terrell, Walt (RHP) 1985-88, 1990-92
 Terry, John (P) 1902
 Tettleton, Mickey (C/DH) 1991-94
 Thames, Marcus (OF) 2004-09
 Thomas, Brad (LHP) 2010-11
 Thomas, Bud (RHP) 1939-41
Thomas, Cleto (OF) 2008-09
 Thomas, Frosty (RHP) 1905
 Thomas, George (IF/OF) 1957-58, 1961, 1964-65
 Thomas, Ira (C) 1908
 Thompson, Jason (IF) 1976-80
 Thompson, Justin (LHP) 1996-99
 Thompson, Sam (OF) 1906
 Thompson, Tim (C) 1958
 Thurman, Gary (OF) 1993
 Thurmond, Mark (LHP) 1986-87
 Timmerman, Tom (RHP) 1969-73
 Tingley, Ron (C) 1995
 Tobik, Dave (RHP) 1978-82
 Tobin, Jim (RHP) 1945
 Tolar, Kevin (LHP) 2000-01
 Tolman, Tim (OF) 1986-87
 Tomberlin, Andy (OF/DH) 1998
 Torgeson, Earl (IF) 1955-57
 Torres, Andres (OF) 2002-04
 Tracewski, Dick (IF) 1966-69
 Trammell, Alan (IF) 1977-96
 Trammell, Bubba (OF/DH) 1997
 Travers, Al (RHP) 1912
 Treanor, Matt (C) 2009
 Tresh, Tom (IF/OF) 1969
 Triandos, Gus (C) 1963
 Trout, Dizzy (RHP) 1939-52
 Troy, Bun (RHP) 1912
 Truby, Chris (IF) 2002
 Trucks, Virgil (RHP) 1941-43, 1945-52, 1956
 Trujillo, Mike (RHP) 1988-89
 Tsitouris, John (RHP) 1957
Turner, Jacob (RHP) 2011-
 Turner, Jerry (OF) 1982
 Tuttle, Bill (OF) 1952, 1954-57
 Tutwiler, Guy (IF/OF) 1911, 1913
 — U —
 Uhl, Bob (RHP) 1940
 Uhle, George (RHP) 1929-33
 Ujdur, Jerry (RHP) 1980-83
 Underwood, Pat (LHP) 1979-80, 1982-83
 Unser, Al (C/IF) 1942-44
 Urbani, Tom (LHP) 1996
 Urbina, Ugueth (RHP) 2004-2005
 Urdaneta, Lino (RHP) 2004
 — V —
 Valentinetti, Vito (RHP) 1958
Valverde, Jose (RHP) 2010-
 Vangilder, Elam (RHP) 1928-29
 Van Hekken, Andy (LHP) 2002
 Van Poppel, Todd (RHP) 1996
 Vasquez, Virgil (RHP) 2007
 Veach, Bobby (OF) 1912-23
 Veal, Coot (IF) 1958-60, 1963
 Vedder, Lou (RHP) 1920
 Veres, Randy (RHP) 1996
Verlander, Justin (RHP) 2005-
 Veryzer, Tom (IF) 1973-77
 Vico, Sam (IF) 1948-49
 Villafuerte, Brandon (RHP) 2000
Villarreal, Braylan (RHP) 2011-
 Vina, Fernando (IF) 2004
 Virgil, Ozzie (IF/C) 1958, 1960-61
 Vitt, Ossie (IF/OF) 1912-18

— W —

Wade, Jake (LHP) 1936-38
 Wagner, Hal (C) 1947-48
 Wagner, Mark (IF) 1976-80
 Wakefield, Dick (OF) 1941, 1943-44, 1946-49
 Wakeland, Chris (OF) 2001
 Walbeck, Matt (C) 1997, 2002-03
 Walewander, Jim (IF) 1987-88
 Walker, Dixie (OF) 1938-39
 Walker, Frank (OF) 1917-18
 Walker, Gee (OF) 1931-37
 Walker, Hub (OF) 1931, 1935, 1945
 Walker, Jamie (LHP) 2002-06
 Walker, Luke (LHP) 1974
 Walker, Mike (RHP) 1996
 Walker, Tom (RHP) 1975
 Walkup, Jim E. (RHP) 1939
 Walkup, Jim H. (LHP) 1927
 Walsh, Jim (LHP) 1921
 Wapnik, Steve (RHP) 1990
 Ward, Gary (IF/OF) 1989-90
 Ward, Hap (OF) 1912
 Warden, Jon (LHP) 1968
 Warner, Jack (IF) 1925-28
 Warner, John (C) 1905-06
 Washburn, Jarrod (LHP) 2009
 Watson, Johnny (IF) 1930
 Weaver, Jeff (RHP) 1999-2002
 Weaver, Jim (OF) 1985
 Weaver, Roger (RHP) 1980
 Webb, Earl (OF/IF) 1932-33
 Webb, Skeeter (IF) 1945-46
 Wehmeier, Herm (RHP) 1958
 Weik, Dick (RHP) 1953-54
Weinhardt, Robbie (RHP) 2010-
 Welch, Milt (C) 1945
 Wells, Casper (OF) 2010-11
 Wells, David (LHP) 1993-95
 Wells, Ed (LHP) 1923-27
 Wert, Don (IF) 1963-70
 Wertz, Vic (OF/IF) 1947-52, 1961-63
 Wheatley, Charlie (RHP) 1912
 Whillock, Jack (RHP) 1971
 Whitaker, Lou (IF) 1977-95
 White, Derrick (OF/IF) 1995
 White, Hal (RHP) 1941-43, 1946-52
 White, Jo-Jo (OF) 1932-38
 White, Rondell (OF) 2004-2005
 Whitehill, Earl (LHP) 1923-32
 Whiteside, Sean (LHP) 1995
 Wickander, Kevin (LHP) 1995
 Wickersham, Dave (RHP) 1964-67
 Wiggs, Jimmy (RHP) 1905-06
 Wight, Bill (LHP) 1952-53
 Wilcox, Milt (RHP) 1977-85
Wilk, Adam (LHP) 2011-
 Willett, Ed (RHP) 1906-13
 Williams, Brian (RHP) 1996
 Williams, Eddie (OF/IF/DH) 1996
 Williams, Frank (RHP) 1989
 Williams, Johnny (RHP) 1914
 Williams, Ken (OF) 1989-90
 Williams, Lefty (LHP) 1913-14
 Willis, Carl (RHP) 1984
 Willis, Dontrelle (LHP) 2008-10
 Wilson, Earl (RHP) 1966-70
 Wilson, Glenn (OF) 1982-83
 Wilson, Icehouse (PH) 1934
 Wilson, Jack (RHP) 1942
 Wilson, Mutt (RHP) 1920
 Wilson, Red (C) 1954-60
 Wilson, Squanto (C) 1911
 Wilson, Vance (C) 2005-08
 Wilson, Walter (RHP) 1945
 Wingo, Red (OF/IF) 1924-28
 Winter, George (RHP) 1908
 Wise, Casey (IF) 1960
 Wise, Hughie (C) 1930
 Witt, Kevin (IF) 2003
 Wockenfuss, John (C/OF/IF) 1974-83
 Wojey, Pete (RHP) 1956-57
 Wood, Bob (C) 1904-05
 Wood, Jake (IF/OF) 1961-67
 Wood, Jason (IF/DH) 1998-99
 Wood, Joe (IF) 1943
 Woodall, Larry (C) 1920-29

TIGERS HISTORY



TIGERS ALL-TIME ROSTER

Woodeshick, Hal (LHP) 1956, 1961
 Woods, Ron (OF) 1969
 Woodyard, Mark (RHP) 2005
 Works, Ralph (RHP) 1909-12
 Worrell, Tim (RHP) 1998
Worth, Danny (IF) 2010-
 Wuestling, Yats (IF) 1929-30
 Wyatt, John (RHP) 1968

Wyatt, Whit (RHP) 1929-33
 — **Y** —
 Yan, Esteban (RHP) 2004
 Yde, Emil (LHP) 1929
 Yeager, Joe (IF/RHP/OF) 1901-03
 Yelle, Archie (C) 1917-19
 Yewcic, Tom (C) 1957

York, Rudy (IF/C/OF) 1934, 1937-45
 Yost, Eddie (IF) 1959-60
Young, Delmon (OF) 2011-
 Young, Dmitri (IF/OF) 2002-06
 Young, Ernie (OF) 2003
 Young, John (IF) 1971
 Young, Kip (RHP) 1978-79
 Young, Ralph (IF) 1915-21

— **Z** —
 Zachary, Chris (RHP) 1972
 Zamloch, Carl (RHP) 1913
 Zepp, Bill (RHP) 1971
 Zernial, Gus (OF/IF) 1958-59
 Zumaya, Joel (RHP) 2006-10
 Zuverink, George (RHP) 1954-55

DETROIT NATIONAL LEAGUE CLUB

1881-1888

— **B** —
 Baldwin, Lady (LHP/OF), 1885-88
 Beatin, Eb (RHP), 1987-88
 Beatie, Dave (C/OF), 1884
 Bennett, Charlie (C/IF/OF), 1881-88
 Bradley, George (IF), 1881
 Brill, Frank (RHP), 1884
 Briody, Fatty (C), 1887
 Broughton, Cal (C), 1888
 Brothurs, Dan (IF), 1886-88
 Brown, Lew (IF/OF), 1881
 Bryant, George (IF), 1885
 Buker, Harry (IF/OF), 1884
 Burke, Walter (P), 1887
 Burns, Dick (OF/LHP), 1883

— **C** —
 Campau, Count (OF), 1888
 Casey, Bob (IF), 1882
 Casey, Dan (LHP), 1885
 Collins, Chub (IF), 1885
 Conway, Pete (RHP/OF), 1886-88
 Cox, Frank (IF), 1884
 Crane, Sam (IF/OF), 1885-86

— **D** —
 Decker, Harry (C/IF/OF), 1886
 Derby, George (RHP), 1881-82
 Donely, Jim (IF), 1885
 Dorgan, Mike (IF/OF), 1881
 Dunlap, Fred (IF/OF/RHP), 1886-87

— **F** —
 Farrell, Joe (IF/OF) 1882-84
 Foley, Will (IF), 1881
 Forster, Tom (IF), 1882

— **G** —
 Ganzel, Charlie (C/IF/OF), 1886-88
 Gastfield, Ed (C/IF/OF), 1884-85
 Geiss, Bill (IF/OF/P), 1884
 Gerhardt, Joe (IF), 1881
 Getzein, Charlie (RHP), 1884-88
 Gillen, Tom (C), 1888
 Gilligan, Barney (C), 1888
 Gruber, Henry (LHP), 1887-88
 Guiney, Ben (C/OF), 1883-84

— **H** —
 Halpin, Jim (IF), 1885
 Hanlon, Ned (IF/OF), 1881-88
 Houck, Sadie (IF), 1881, 1883

— **J** —
 Jones, Frank (IF/OF), 1884
 Jones, Jumping Jack (RHP), 1883

— **K** —
 Kearns, Tom (IF), 1882, 1884
 Kellogg, Nat (IF), 1885
 Kenzie, Walt (IF), 1882
 Knight, Lon (OF/IF), 1881-82

— **L** —
 LaRouque, Sam (IF), 1888
 Leary, Jack (OF/LHP), 1881
 Lowe, Richard (C), 1884
 Luff, Henry (IF), 1882

— **M** —
 Manning, Jimmy (IF/OF), 1885-87
 Mansell, Tom (IF/LHP), 1883
 McGeachy, Jack (OF), 1886

McGeary, Mike (IF), 1882
 McGuire, Deacon (C/OF), 1885, 1888
 McIntyre, Frank (P), 1883
 McQuery, Mox (IF/OF), 1885
 Meinke, Frank (IF/P/OF), 1884-85
 Moore, Jerry (C), 1885
 Moriarity, Gene (OF/IF/LHP), 1885
 Morrissey, John (IF), 1882
 Morton, Charlie (IF), 1885
 Mountain, Frank (RHP), 1881
 Moynahan, Mike (OF), 1881
 Mullane, Tony (P), 1881

— **N** —
 Nicholson, Parson (IF), 1888

— **O** —
 O'Leary, Dan (OF), 1881
 Olin, Frank (IF), 1885

— **P** —
 Phillips, Marr (IF), 1885
 Powell, Martin (IF/C), 1881-83
 Prince, Walter (IF/OF), 1884

— **Q** —
 Quest, Joe (IF-OF), 1883-85

— **R** —
 Radbourn, George (RHP/OF) 1883
 Reilly, Charlie (C/IF/OF), 1881
 Richardson, Hardy (IF/OF/RHP), 1886-88
 Ringo, Frank (C/IF/OF), 1885
 Robinson, Yank (IF/OF/RHP), 1882
 Rowe, Jack (IF/C), 1886-88

— **S** —
 Santry, Ed (IF), 1884

Scheffler, Ted (OF), 1888
 Scheibeck, Frank (IF), 1888
 Scott, Milt (IF), 1884-85
 Shaw, Dupee (LHP/OF), 1883-84
 Shindle, Bill (IF/OF), 1886-87
 Smith, Bill (P), 1886
 Smith, Phenomenal (LHP), 1886
 Stearns, Dan (IF), 1881
 Sutcliffe, Sy (IF/C/OF), 1888

— **T** —
 Taylor, Billy (OF), 1881
 Thompson, Sam (OF), 1885-88
 Trott, Sam (C/IF/OF), 1881-83
 Troy, Dasher (IF), 1881-82
 Twitchell, Larry (OF/RHP), 1886-88

— **W** —
 Weber, Harry (OF), 1884
 Weidmann, Stump (RHP/OF/IF), 1881-85, 1887
 Wells, Jake (C), 1888
 White, Deacon (IF/OF), 1886-88
 White, Will (RHP), 1881
 Whitney, Art (IF/RHP), 1881-82
 Willigrod, Julius (OF), 1882
 Wise, Sam (IF), 1881
 Wood, Fred (C/OF/IF), 1884
 Wood, George (OF/IF/RHP), 1881-85

— **Z** —
 Zimmer, Chief (C/OF), 1884

TIGERS ALL-TIME TRADES

1903

June 10 Acquired INFs Ernie Courtney and Herman Long from the **Yankees** for INF Kid Elberfield

1904

January 8 Acquired RHP Jesse Stovall and LHP Ed Killian from the **Indians** for OF Billy Lush
 July 25 Acquired C Monte Beville from the **Yankees** for C Frank McManus
 August 7 Acquired INF Piano Legs Hickman from the **Indians** for C Fritz Buelow and INF Charlie Carr

1909

August 13 Acquired INF Jim Delahanty from the **Senators** for INFs Germany Schaefer and Red Killefer
 August 20 Acquired INF Tom Jones from the **Browns** for INF Claude Rossman

1915

August 18 Acquired RHPs Bill James and Grover Lowdermilk from the **Browns** for OF Baby Doll Jacobson

1919

January 17 Acquired LHP Slim Love, C Eddie Ainsmith and OF Chick Shorten from the **Red Sox** for INF Ossie Vitt
 July 5 Acquired RHP Doc Ayers from the **Senators** for RHP Eric Erickson

1922

October 30 Acquired RHP Rip Collins and INF Del Pratt from the **Red Sox** for RHPs Carl Holling and Howard Ehmke, INF Danny Clark, OF Babe Herman and cash considerations
 November 24 Acquired LHP Ray Francis from the **Senators** for INF Chick Gagnon

1925

December 9 Acquired INF Homer Ezzell and OF Tex Vache from the **Red Sox** for INF Fred Haney

1927

January 15 Acquired C Pinky Hargrave and INFs Marty McManus and Bobby LaMotte from the **Browns** for LHP Lefty Stewart, INFs Frank O'Rourke and Billy Mullen and C Otto Miller
 December 2 Acquired RHP Elam Vangilder, INF Chick Galloway and OF Harry Rice from the **Browns** for INF Lu Blue and OF Heinie Manush

1928

December 11 Acquired RHP George Uhle from the **Indians** for RHP Ken Holloway and INF Jackie Tavener
 December 19 Acquired INF Bucky Harris from the **Senators** for INF Jack Warner

1930

May 30 Acquired RHP Waite Hoyt and INF Mark Koenig from the **Yankees** for RHP Ownie Carroll, INF Yats Wuestling and OF Harry Rice

1931

March 31 Acquired C Muddy Ruel from the **Red Sox** for INF Marty McManus

1932

June 12 Acquired OF Earl Webb from the **Red Sox** for INF Dale Alexander and OF Roy Johnson
 December 14 Acquired RHP Firpo Marberry and LHP Carl Fischer from the **Senators** for LHP Earl Whitehill



1933	
June 2	Acquired RHP Vic Frasier from the White Sox for RHP Whit Wyatt
December 12	Acquired C Mickey Cochrane from the Athletics for C Johnny Pasek and cash considerations
December 20	Acquired OF Goose Goslin from the Senators for OF John Stone
1936	
April 30	Acquired INF Jack Burns from the Browns for LHP Chief Hogsett
1937	
December 2	Acquired RHP Vern Kennedy, INF Tony Piet and OF Dixie Walker from the White Sox for C Mike Tresh, INF Marv Owen and OF Gee Walker
1938	
December 15	Acquired LHP Archie McKain and INF Pinky Higgins from the Red Sox for RHP Eldon Auker, LHP Jake Wade and OF Chet Morgan
1939	
May 13	Acquired RHPs Bobo Newsom and Jim Walkup, INF Red Kress and OF Beau Bell from the Browns for RHPs Vern Kennedy, Bob Harris, George Gill and Roxie Lawson, INF Mark Christman and OF Chet Laabs
June 14	Acquired OF Earl Averill from the Indians for LHP Harry Eisenstat and cash considerations
December 6	Acquired INF Dick Bartell from the Cubs for INF Billy Rogell
1940	
January 20	Acquired OF Bruce Campbell from the Indians for OF Beau Bell
1941	
December 12	Acquired INF Jimmy Bloodworth and OF Doc Cramer from the Senators for INF Frank Croucher and OF Bruce Campbell
1942	
July 17	Acquired RHP Jack Wilson from the Senators for INF Eric McNair (McNair refused to report)
1943	
October 11	Acquired C Bob Swift and INF Don Heffner from the Athletics for OF Rip Radcliff
1944	
December 12	Acquired INF Skeeter Webb from the White Sox for INF Joe Orengo
1945	
January 27	Acquired OF Roy Cullenbine from the Indians for INFs Don Ross and Dutch Meyer
1946	
January 3	Acquired INF Eddie Lake from the Red Sox for INF Rudy York
May 18	Acquired INF George Kell from the Athletics for OF Barney McCosky
1947	
May 20	Acquired C Hal Wagner from the Red Sox for C Birdie Tebbetts
1948	
November 10	Acquired C Aaron Robinson from the White Sox for LHP Billy Pierce and cash considerations
1949	
May 7	Acquired INF Don Kolloway from the White Sox for C Vern Rapp
December 14	Acquired INF Gerry Priddy from the Browns for RHP Lou Kretlow and cash considerations
December 17	Acquired INF Dick Kryhoski from the Yankees for OF Dick Wakefield
1951	
May 15	Acquired LHP Bob Cain from the White Sox for RHP Saul Rogovin
1952	
February 14	Acquired LHP Dick Littlefield, C Matt Batts, INF Ben Taylor and OF Cliff Mapes from the Browns for LHPs Gene Bearden and Bob Cain
June 3	Acquired LHP Bill Wight, INFs Johnny Pesky, Walt Drogo and Fred Hatfield and OF Don Lenhardt from the Red Sox for RHP Dizzy Trout, INFs George Kell and Johnny Lipon and OF Hoot Evers
August 14	Acquired RHPs Ned Garver, Dave Madison and Bud Black and OF Jim Delsing from the Browns for RHP Marlin Stuart, LHP Dick Littlefield and OFs Vic Wertz and Don Lenhardt
October 27	Acquired OF Jake Crawford from the Browns for INF Neil Berry and OF Cliff Mapes
December 4	Acquired INF Owen Friend, INF/OF J.W. Porter and OF Bob Nieman from the Browns for RHPs Virgil Trucks and Hal White and OF Johnny Groth
1953	
January 29	Acquired INF Billy Hitchcock from the Athletics for INF Don Kolloway
June 15	Acquired RHPs Steve Gromek and Dick Weik, LHP Al Aber and INF Ray Boone from the Indians for RHP Art Houtteman, LHP Bill Wight, C Joe Ginsberg and INF Owen Friend
1954	
May 29	Acquired C Robert Wilson from the White Sox for C Matt Batts
June 9	Acquired INF Wayne Belardi from the Dodgers for RHP Ernie Nevel, C John Bucha, INF Charley Kress and cash considerations
December 6	Acquired RHP Leo Cristante and INFs Ferris Fain and Jack Phillips from the White Sox for LHP Ted Gray, INF Walt Drogo and OF Bob Nieman
1955	
November 30	Acquired RHP Virgil Trucks from the White Sox for OF Bubba Phillips
1956	
May 15	Acquired INF Jim Brideweser and INF/OF Bob Kennedy from the White Sox for INF Fred Hatfield and OF Jim Delsing
December 3	Acquired RHPs Jack Crimian and Bill Harrington and INFs Eddie Robinson and Jim Finigan from the Athletics for RHPs Virgil Trucks and Ned Garver, LHP Gene Host and INF Wayne Belardi
1957	
February 12	Acquired INF Jack Dittmer from the Braves for OF Charles King and cash considerations
April 30	Acquired OF Karl Olson from the Red Sox for INF Jack Phillips
June 13	Acquired OF Dave Philley and cash considerations from the White Sox for INF Earl Torgeson
November 20	Acquired RHP Tom Morgan, LHP Maury McDermott, C Charlie Thompson, INF Billy Martin and OFs Gus Zernial and Lou Skizas from the Athletics for RHPs Duke Maas and John Tsitouris, C Frank House, INF Kent Hadley, OFs Bill Tuttle and Jim Small and a player to be named (INF Jim McManus)
1958	
January 28	Acquired INFs Ozzie Virgil and Gail Harris from the Giants for INF Jim Finigan and cash considerations
February 18	Acquired LHP Hank Aguirre and C Jim Hegan from the Indians for LHP Hal Woodeshick and C J.W. Porter
March 31	Acquired RHP Vito Valentinetti and INF Milt Bolling from the Indians for RHP Pete Wojey and cash considerations
June 15	Acquired RHP Bill Fischer and OF Tito Francona from the White Sox for RHP Bob Shaw and INF Ray Boone
June 23	Acquired RHP Al Cicotte from the Senators for RHP Vito Valentinetti
July 27	Acquired C John Turk and cash considerations from the Phillies for C Jim Hegan
November 20	Acquired RHP Ray Narleski, LHP Don Mossi and INF Ossie Alvarez from the Indians for RHP Al Cicotte and INF Billy Martin
December 5	Acquired C Lou Berberet from the Red Sox for RHP Herb Moford
December 6	Acquired INFs Eddie Yost and Rocky Bridges and OF Neil Chrisley from the Senators for INFs Reno Bertoia and Ron Samford and OF Jim Delsing



TIGERS ALL-TIME TRADES

1959

January 29 Acquired OF Larry Doby from the **Indians** for OF Tito Francona
 May 2 Acquired RHP Dave Sisler and INF Ted Lepcio from the **Red Sox** for LHP Billy Hoelt
 October 15 Acquired RHP Don Kaiser, C Mike Roarke and INF Casey Wise from the **Braves** for RHP Don Lee and C Charlie Lau

1960

April 12 Acquired INF Norm Cash from the **Indians** for INF Steve Demeter
 April 17 Acquired OF Rocky Colavito from the **Indians** for OF Harvey Kuenn
 May 6 Acquired OF Sandy Amoros from the **Dodgers** for INF Gail Harris
 June 15 Acquired RHP Clem Labine from the **Dodgers** for RHP Ray Semproch
 July 22 Acquired RHP Bill Fischer from the **Senators** for RHP Tom Morgan
 July 25 Acquired C Hank Foiles from the **Indians** for C Bob Wilson and INF Rocky Bridges
 December 7 Acquired RHP Terry Fox, C Dick Brown, INF Chuck Cottier and OF Bill Bruton from the **Braves** for INF Frank Bolling and OF Neil Chrisley

1961

May 10 Acquired INF Jim Baumer from the **Reds** for INF Dick Gernert
 June 5 Acquired LHP Hal Woodeschick from the **Senators** for INF Chuck Cottier
 June 7 Acquired RHP Jerry Casale from the **Angels** for RHP Jim Donohue
 July 31 Acquired RHP Gerry Staley and INF Reno Bertoia from the **Athletics** for RHP Bill Fischer and INF Ozzie Virgil
 September 8 Acquired INF Vic Wertz from the **Red Sox** for cash considerations
 December 1 Acquired RHP Sam Jones from the **Colt 45's** for RHPs Bob Bruce and Manny Montejo

1962

June 25 Acquired INF/OF Bob Farley from the **White Sox** for OF Charlie Maxwell
 November 25 Acquired INF Bubba Phillips from the **Indians** for RHP Gordon Seyfried and LHP Ron Nischwitz
 November 26 Acquired C Gus Triandos and OF Whitey Herzog from the **Orioles** for C Dick Brown
 November 27 Acquired RHP Bob Anderson from the **Cubs** for INF Steve Boros

1963

August 23 Acquired OF Wayne Comer and cash considerations from the **Senators** for INF Larry Osborne
 May 8 Acquired OF Lou Johnson and cash considerations from the **Braves** for INF Chico Fernandez
 June 15 Acquired OF George Thomas and cash considerations from the **Angels** for RHP Paul Foytack and INF Frank Kostr
 November 18 Acquired RHPs Ed Rakow and Dave Wickersham and INF Jerry Lumpe from the **Athletics** for RHP Bob Anderson, OF Rocky Colavito and cash considerations
 December 4 Acquired RHP Jack Hamilton and OF Don Demeter from the **Phillies** for RHP Jim Bunning and C Gus Triandos

1964

April 9 Acquired RHP Larry Sherry from the **Dodgers** for OF Lou Johnson and cash considerations
 April 28 Acquired RHP Julio Navarro from the **Angels** for OF Willie Smith

1965

October 4 Acquired RHP Bill Monbouquette from the **Red Sox** for INF George Smith and OF George Thomas
 December 15 Acquired INF Dick Tracewski from the **Dodgers** for RHP Phil Regan

1966

May 10 Acquired LHP Johnny Podres from the **Dodgers** for cash considerations
 May 10 Acquired cash considerations from the **Phillies** for RHP Terry Fox
 June 14 Acquired RHP Earl Wilson and OF Joe Christopher from the **Red Sox** for RHP Julio Navarro and OF Don Demeter

1967

May 5 Acquired cash considerations from the **Indians** for RHP Orlando Pena
 June 23 Acquired cash considerations from the **Reds** for OF Jake Wood
 June 29 Acquired OF Jim Landis from the **Astros** for RHP Larry Sherry
 August 17 Acquired INF Eddie Mathews from the **Astros** for RHP Fred Gladding and cash considerations
 November 28 Acquired RHP Dennis Ribant from the **Pirates** for RHP Dave Wickersham

1968

April 3 Acquired INF Fred Moulder from the **Dodgers** for LHP Hank Aguirre
 July 26 Acquired RHP Don McMahon from the **White Sox** for RHP Dennis Ribant

1969

June 14 Acquired INF/OF Tom Tresh from the **Yankees** for OF Ron Woods
 December 3 Acquired RHP Jerry Robertson from the **Expos** for RHP Joe Sparna
 December 4 Acquired RHP Joe Niekro from the **Padres** for RHP Pat Dobson and INF Dave Campbell
 December 13 Acquired INF Dalton Jones from the **Red Sox** for INF Tom Matchick

1970

May 22 Acquired LHP Bill Rohr and OF Russ Nagelson from the **Indians** for RHP Fred Lasher
 October 9 Acquired RHPs Joe Coleman and Jim Hannan and INFs Eddie Brinkman and Aurelio Rodriguez from the **Senators** for RHPs Denny McLain and Norm McRae, INF Don Wert and OF Elliott Maddox

1971

March 29 Acquired RHP Bill Zepp from the **Twins** for RHP Art Clifford and INF Bob Adams
 June 12 Acquired INF Tony Taylor from the **Phillies** for RHPs Mike Fremuth and Carl Cavanaugh
 December 2 Acquired C Tom Haller from the **Dodgers** for a player to be named (LHP Bernie Beckman) and cash considerations

1972

May 9 Acquired INF/OF Reggie Sanders from the **Athletics** for LHP Mike Kilkeny
 May 30 Acquired RHP Norm McRae from the **Rangers** for INF Dalton Jones
 November 30 Acquired OF Dick Sharon from the **Pirates** for RHP Norm McRae and LHP Jim Foor

1973

March 27 Acquired RHP Jim Perry from the **Twins** for RHP Danny Fife and cash considerations
 April 2 Acquired C Charlie Sands from the **Pirates** for RHP Chris Zachary
 May 14 Acquired C Bob Didier from the **Braves** for C Gene Lamont
 June 15 Acquired RHP Ed Farmer from the **Indians** for RHP Tom Timmerman and INF Kevin Collins
 October 23 Acquired OF Ben Oglivie from the **Red Sox** for INF Dick McAuliffe
 December 3 Acquired RHP Jim Ray and INF Gary Sutherland from the **Astros** for LHP Fred Scherman and cash considerations
 December 6 Acquired LHP Ray Newman from the **Brewers** for RHP Mike Strahler

1974

August 19 Acquired C Gerry Moses from the **Yankees** and traded RHP Jim Perry to the **Indians** and RHP Ed Farmer to the **Yankees** (the Indians traded RHP Rick Sawyer and OF Walt Williams to the Yankees) *three-way deal*
 November 18 Acquired INF Nate Colbert from the **Padres** for RHP Bob Strampe, INF Eddie Brinkman and OF Dick Sharon
 December 4 Acquired RHP Tom Walker and C Terry Humphrey from the **Expos** for LHP Woodie Fryman
 December 5 Acquired cash considerations from the **Pirates** for RHP Jim Ray



1975

March 29 Acquired INF Jack Pierce from the **Braves** for INF/OF Reggie Sanders
 May 29 Acquired RHP Bob Reynolds from the **Orioles** for RHP Fred Holdsworth
 December 6 Acquired LHPs Dave Roberts and Jim Crawford and C Milt May from the **Astros** for RHPs Gene Pentz and Mark Lemongello, C Terry Humphrey and OF Leon Roberts

1976

June 8 Acquired cash considerations from the **Cubs** for RHP Joe Coleman
 June 10 Acquired INF Pedro Garcia from the **Brewers** for INF Gary Sutherland

1977

April 12 Acquired RHP Steve Foucault from the **Rangers** for OF Willie Horton
 July 30 Acquired cash considerations from the **Cubs** for LHP Dave Roberts
 December 9 Acquired OF Charlie Spikes from the **Indians** for INF Tom Veryzer
 December 9 Acquired RHP Jim Slaton and LHP Rich Folkers from the **Brewers** for OF Ben Oglivie

1978

January 30 Acquired INF Steve Dillard from the **Red Sox** for RHPs Michael Burns and Frank Harris and cash considerations
 March 6 Acquired RHP Jack Billingham from the **Reds** for LHP George Cappuzzello and OF John Valle
 December 4 Acquired RHP Aurelio Lopez and OF Jerry Morales from the **Cardinals** for LHPs Bob Sykes and Jack Murphy

1979

March 13 Acquired RHP Mardie Cornejo from the **Mets** for LHP Ed Glynn
 March 20 Acquired INF Steve Dillard from the **Cubs** for C Ed Putman
 May 25 Acquired OF Champ Summers from the **Reds** for LHP Sheldon Burnside
 July 20 Acquired C Randy Schafer and cash considerations from the **Expos** for OF Rusty Staub
 October 31 Acquired INF Richie Hebner from the **Mets** for INF Phil Mankowski and OF Jerry Morales
 December 5 Acquired LHP Jeff Holly from the **Twins** for RHP Fernando Arroyo
 December 7 Acquired cash considerations from the **Padres** for INF Aurelio Rodriguez
 December 7 Acquired LHP Dan Schatzeder from the **Expos** for OF Ron LeFlore

1980

March 14 Acquired C Duffy Dyer from the **Expos** for INF Jerry Manuel
 May 12 Acquired cash considerations from the **Red Sox** for RHP Jack Billingham
 May 27 Acquired OF Al Cowens from the **Angels** for INF Jason Thompson
 June 2 Acquired OF Jim Lentine from the **Cardinals** for LHP John Martin and OF Al Greene
 December 10 Acquired LHP Kevin Saucier from the **Rangers** for INF Mark Wagner
 December 12 Acquired LHP Dennis Kinney from the **Padres** for OF Dave Stegman

1981

April 1 Acquired INF Mick Kelleher from the **Cubs** for cash considerations
 August 22 Acquired INF Ron Jackson from the **Twins** for OF Tim Corcoran
 November 27 Acquired OF Chet Lemon from the **White Sox** for OF Steve Kemp
 December 9 Acquired OF Larry Herndon from the **Giants** for LHPs Dan Schatzeder and Mike Chris

1982

March 4 Acquired INF Enos Cabell and cash considerations from the **Giants** for OF Champ Summers
 March 23 Acquired OF Ed Miller from the **Braves** for RHP Roger Weaver
 March 30 Acquired RHP Elias Sosa from the **Expos** for cash considerations
 April 21 Acquired cash considerations from the **Angels** for INF Mick Kelleher
 October 7 Acquired cash considerations from the **Padres** for RHP Elias Sosa

1983

March 24 Acquired OF John Grubb from the **Rangers** for RHP Dave Tobik
 March 25 Acquired C Sal Butera from the **Twins** for C Stine Poole
 June 22 Acquired RHP Doug Bair from the **Cardinals** for a player to be named (LHP Dave Rucker)
 June 30 Acquired INF Wayne Krenchicki from the **Reds** for LHP Pat Underwood
 November 21 Acquired cash considerations from the **Reds** for INF Wayne Krenchicki

1984

March 27 Acquired LHP Willie Hernandez and INF Dave Bergman from the **Phillies** for C John Wockenfuss and OF Glenn Wilson
 August 28 Acquired LHP Bill Scherrer from the **Reds** for a player to be named (RHP Carl Willis) and cash considerations
 December 7 Acquired RHP Walt Terrell from the **Mets** for INF Howard Johnson

1985

April 5 Acquired OF Alex Sanchez from the **Giants** for RHP Roger Mason
 June 20 Acquired LHP Frank Tanana from the **Rangers** for RHP Duane James
 October 7 Acquired RHP Eric King, LHP Dave LaPoint and C Matt Nokes from the **Giants** for RHPs Juan Berenguer and Scott Medvin and C Bob Melvin
 November 13 Acquired OF Dave Collins from the **Athletics** for INF/OF Barbaro Garbey
 December 12 Acquired INF/OF Darnell Coles from the **Mariners** for RHP Rich Montealeone

1986

January 18 Acquired INF/OF Dave Engle from the **Twins** for INF Chris Pittaro and OF Alex Sanchez
 July 9 Acquired LHP Mark Thurmond from the **Padres** for LHP Dave LaPoint
 August 9 Acquired C Mike Heath from the **Cardinals** for RHP Ken Hill and a player to be named (INF Mike Laga)

1987

January 27 Acquired OFs Terry Harper and Freddie Tiburcio from the **Braves** for RHP Randy O'Neal and LHP Chuck Cary
 March 24 Acquired C Orlando Mercado from the **Rangers** for a player to be named (OF Ruben Guzman)
 May 5 Acquired RHP Balvino Galvez from the **Dodgers** for C Orlando Mercado
 June 22 Acquired RHP Karl Best from the **Mariners** for RHP Bryan Kelly
 June 26 Acquired RHP Shawn Holman and INF Pete Rice from the **Pirates** for OF Terry Harper
 August 7 Acquired INF Jim Morrison from the **Pirates** for INF/OF Darnell Coles and a player to be named (LHP Morris Madden)
 August 12 Acquired RHP Doyle Alexander from the **Braves** for RHP John Smoltz
 September 22 Acquired RHP Dickie Noles from the **Cubs** for a player to be named (Noles returned to Cubs on October 23)
 December 5 Acquired OF Gary Pettis from the **Angels** for RHP Dan Petry

1988

February 24 Acquired INF Julius McDougal from the **Twins** for INF Doug Baker
 February 27 Acquired INF Ray Knight from the **Orioles** for LHP Mark Thurmond
 March 24 Acquired OF Billy Beane from the **Twins** for RHP Balvino Galvez
 March 28 Acquired RHP Don Schulze from the **Twins** for RHP Karl Best
 August 31 Acquired OF Fred Lynn from the **Orioles** for RHP Cesar Mejia, LHP Robinson Garces and C Chris Hoiles
 August 31 Acquired RHP Ted Power from the **Royals** for LHP Mark Lee and C Rey Palacios
 October 28 Acquired INF/OF Keith Moreland and INF Chris Brown from the **Padres** for RHP Walt Terrell



TIGERS ALL-TIME TRADES

1989

March 23 Acquired INF Mike Brumley from the **Padres** for INF Luis Salazar
 March 23 Acquired RHP Charlie Hudson from the **Yankees** for INF Tom Brookens
 March 23 Acquired OF Kenny Williams from the **White Sox** for RHP Eric King
 June 16 Acquired OF Tracy Jones from the **Giants** for OF Pat Sheridan
 July 17 Acquired OFs Domingo Michel and Steve Green from the **Dodgers** for OF Billy Bean
 July 28 Acquired LHP Brian DuBois from the **Orioles** for INF Keith Moreland
 December 6 Acquired RHP Matt Kinzer and OF Jim Lindeman from the **Cardinals** for RHP Marcos Betances, C Bill Henderson and INF Pat Austin

1990

January 10 Acquired OF Larry Sheets from the **Orioles** for INF Mike Brumley
 April 2 Acquired RHP Jerry Don Gleaton from the **Royals** for RHP Greg Everson
 June 4 Acquired RHPs Lance McCullers and Clay Parker from the **Yankees** for C Matt Nokes
 June 18 Acquired OF Darnell Coles from the **Mariners** for OF Tracy Jones
 October 1 Acquired LHP Mike Munoz from the **Dodgers** for RHP Mike Wilkins

1991

January 12 Acquired C Mickey Tettleton from the **Orioles** for RHP Jeff Robinson
 January 22 Acquired INF Todd Haney from the **Mariners** for LHP Dave Richards
 March 19 Acquired RHP Mark Leiter from the **Yankees** for INF Torey Lovullo
 March 30 Acquired C Andy Allanson from the **Royals** for C Jim Baxter
 June 25 Acquired INF Victor Rosario from the **Braves** for RHP Dan Petry

1992

January 22 Acquired LHP Tony Castillo and OF Mark Carreon from the **Mets** for LHP Paul Gibson

1993

March 31 Acquired OF Eric Davis from the **Dodgers** for a player to be named (RHP John DeSilva)

1994

March 31 Acquired C Alan Zinter from the **Mets** for INF Rico Brogna
 May 11 Acquired RHP Gene Harris from the **Padres** for INFs Scott Livingstone and Jorge Velandia

1995

April 13 Acquired OF Chad Curtis from the **Angels** for INF Tony Phillips
 July 31 Acquired RHP Dave Tuttle, LHP C.J. Nitkowski and a player to be named (INF Mark Lewis) from the **Reds** for LHP David Wells
 August 7 Acquired a player to be named (LHP Mike Myers) from the **Marlins** for LHP Buddy Groom
 August 10 Acquired a player to be named (INF Phil Nevin) from the **Astros** for RHP Mike Henneman
 August 29 Acquired a player to be named (OF Derek Hacopian) from the **Brewers** for LHP Kevin Wickander
 September 8 Acquired a player to be named (OF Phil Hiatt) from the **Royals** for INF Juan Samuel

1996

January 23 Acquired OF Duane Singleton from the **Brewers** for LHP Henry Santos
 March 11 Acquired RHP Randy Veres from the **Marlins** for INF Matt Brunson
 March 22 Acquired RHP Ramon Fermin and INF Fausto Cruz from the **Athletics** for OF Phil Plantier
 March 22 Acquired RHP Richie Lewis, C Raul Casanova and OF Melvin Nieves from the **Padres** for RHPs Sean Bergman and Cade Gaspar and OF Todd Steverson
 April 26 Acquired RHP Gregg Olson from the **Reds** for INF Yuri Sanchez
 May 14 Acquired RHP John Farrell from the **Indians** for RHP Greg Granger
 May 31 Acquired OF Anton French from the **Braves** for OF Danny Bautista
 June 7 Acquired LHP Tom Urbani and INF Miguel Inzunza from the **Cardinals** for RHP Brian Maxcy and OF Micah Franklin
 June 18 Acquired RHP Russell Spear, C Brad Ausmus and INF Andujar Cedeno from the **Padres** for C John Flaherty and INF Chris Gomez
 July 31 Acquired RHP Matt Drews, OF Ruben Sierra and cash considerations from the **Yankees** for INF Cecil Fielder
 July 31 Acquired INF Damion Easley from the **Angels** for RHP Greg Gohr
 July 31 Acquired LHPs Joey Eischen and John Cummings from the **Dodgers** for OF Chad Curtis
 August 26 Acquired two players to be named (RHP Kevin Gallaher and INF Pedro Santana) from the **Astros** for RHP Gregg Olson
 September 11 Acquired cash considerations from the **Astros** for INF Andujar Cedeno
 September 20 Acquired RHP Fernando Hernandez from the **Padres** for a player to be named (OF Justin Mashore)
 October 28 Acquired RHP Ben Bailey and OF Decomba Conner from the **Reds** for OF Ruben Sierra and cash considerations
 November 1 Acquired RHP Dan Miceli from the **Pirates** for RHP Clint Sodowsky
 November 9 Acquired INF Deivi Cruz and OF Juan Hernaiz from the **Dodgers** for INF Jeff Berblinger
 December 10 Acquired RHPs Todd Jones and Doug Brocail, INF Orlando Miller, OF Brian Hunter and cash considerations from the **Astros** for RHP Jose Lima, LHPs Trever Miller and C.J. Nitkowski, C Brad Ausmus and INF Daryle Ward
 December 10 Acquired LHP Roberto Duran from the **Blue Jays** for OF Anton French
 December 11 Acquired C Matt Walbeck from the **Twins** for RHP Brent Stentz
 December 16 Acquired INF Jesse Ibarra from the **Giants** for INF Mark Lewis
 December 17 Acquired RHP Willie Blair and C Brian Johnson from the **Padres** for RHP Cam Smith and LHP Joey Eischen

1997

March 22 Acquired INF Jody Reed from the **Padres** for RHP Matt Skrmetta and OF Mike Darr
 July 16 Acquired C Marcus Jensen from the **Giants** for C Brian Johnson
 July 16 Acquired OF Earl Johnson from the **Padres** for INF Dave Hajek
 July 18 Acquired RHPs Scott Sanders and Dean Crow and INF Carlos Villalobos from the **Mariners** for RHPs Omar Olivares and Felipe Lira
 November 11 Acquired RHP Donne Wall and C Paul Bako from the **Reds** for OF Melvin Nieves
 November 18 Acquired RHP Matt Drews and INFs Joe Randa and Gabe Alvarez from the **Diamondbacks** for INF Travis Fryman
 November 18 Acquired RHP Tim Worrell and OF Trey Beamon from the **Padres** for RHPs Dan Miceli and Donne Wall and INF Ryan Balfe
 November 20 Acquired RHP Bryce Florie and cash considerations from the **Brewers** for RHP Rick Greene, LHP Mike Myers and INF Santiago Perez
 November 20 Acquired RHP Nick Skuse from the **Angels** for C Matt Walbeck and INF Phil Nevin
 November 24 Acquired cash considerations from the **Red Sox** for OF Jimmy Hurst

1998

March 25 Acquired RHP Doug Bochler from the **Athletics** for cash considerations
 June 23 Acquired a player to be named (INF Jason Wood) from the **Athletics** for OF Bip Roberts
 June 24 Acquired OF Geronimo Berroa from the **Indians** for RHP Tim Worrell and OF Dave Roberts
 December 4 Acquired RHP Willie Blair from the **Mets** for INF Joe Randa
 December 10 Acquired cash considerations from the **Red Sox** for RHP Marino Santana
 December 14 Acquired LHP Alberto Blanco from the **Marlins** for cash considerations
 December 14 Acquired RHP Beiker Graterol from the **Blue Jays** for RHP Eric Ludwick
 December 28 Acquired OF Karim Garcia from the **Diamondbacks** for OF Luis Gonzalez

1999

January 14 Acquired LHP C.J. Nitkowski and C Brad Ausmus from the **Astros** for RHPs Dean Crow, Brian Powell and Mark Persalis, C Paul Bako and INF Carlos Villalobos
 April 16 Acquired RHPs Dave Micki and Mel Rojas from the **Dodgers** for RHPs Robinson Checo and Apostol Garcia and LHP Rick Roberts

TIGERS ALL-TIME TRADES



April 28	Acquired two players to be named (LHP Andy Van Hekken and OF Jerry Amador) from the Mariners for OF Brian Hunter
July 31	Acquired LHP Mike Maroth from the Red Sox for RHP Bryce Florie
July 31	Acquired RHP Brandon Villafuerte from the Marlins for RHP Mike Drumright
November 2	Acquired RHP Danny Patterson, C Gregg Zaun and OF Juan Gonzalez from the Rangers for RHP Francisco Cordero, LHPs Justin Thompson and Alan Webb, C Bill Haselman, INF Frank Catalanotto and OF Gabe Kapler
2000	
March 7	Acquired cash considerations from the Royals for C Gregg Zaun
March 10	Acquired OF Wendell Magee from the Phillies for LHP Bobby Sismondo
June 12	Acquired cash considerations from the Orioles for OF Karim Garcia
July 17	Acquired OF Dusty Allen from the Padres for INF Gabe Alvarez
July 18	Acquired INF Hal Morris from the Reds for cash considerations
December 11	Acquired OF Roger Cedeno, RHP Chris Holt and C Mitch Meluskey from the Astros for RHPs Doug Brocail and Nelson Cruz and C Brad Ausmus
December 15	Acquired LHP Matt Perisho from the Rangers for RHPs Kevin Moble and Brandon Villafuerte
2001	
June 23	Acquired RHP Jose Lima and cash considerations from the Astros for RHP Dave Mlicki
July 28	Acquired LHP Mark Redman from the Twins for RHP Todd Jones
December 11	Acquired INF/OF Dmitri Young from the Reds for RHP Luis Pineda and OF Juan Encarnacion
December 13	Acquired RHP Joe Valentine from the Expos for cash considerations
2002	
March 23	Acquired C Matt Walbeck and INF Damian Jackson from the Padres for C Javier Cardona and OF Rich Gomez
March 25	Acquired RHP Jose Paniagua from the Rockies for RHP Victor Santos and INF Ronnie Merrill
May 16	Acquired INF Chris Truby from the Expos for INF Jose Macias
June 19	Acquired OF George Lombard from the Braves for RHP Kris Keller
July 6	Acquired RHP Franklyn German, INF Carlos Pena and a player to be named (RHP Jeremy Bonderman) from the Athletics for RHP Jeff Weaver
July 23	Acquired INF David Espinosa and two players to be named (OF Noochie Varner and RHP Jorge Cordova) from the Reds for RHP Brian Moehler, INF Matt Boone and cash considerations
July 25	Acquired OF Hiram Bocachica from the Dodgers for RHP Tom Farmer and a player to be named (RHP Jason Frasor)
November 15	Acquired OF Gene Kingsale from the Padres for C Michael Rivera
November 25	Acquired LHP Adrian Burnside and two players to be named (RHP Roberto Novoa and INF Kody Kirkland) from the Pirates for INF Randall Simon
December 16	Acquired RHP Matt Roney from the Pirates for cash considerations
December 16	Acquired INF Travis Chapman from the Indians for cash considerations
2003	
January 11	Acquired RHP Gary Knotts and LHPs Rob Henkel and Nate Robertson from the Marlins for RHP Jerrod Fuell and LHP Mark Redman
March 27	Acquired RHP Chris Spurling from the Braves for LHP Matt Coenen
May 27	Acquired OF Alex Sanchez from the Brewers for LHP Chad Petty and OF Noochie Varner
July 13	Acquired OF Ben Petrick from the Rockies for RHP Adam Bernero
2004	
January 8	Acquired INF Carlos Guillen from the Mariners for INFs Ramon Santiago and Juan Gonzalez
April 1	Acquired LHP Steve Colyer and cash considerations from the Dodgers for OF Cody Ross
April 29	Acquired LHP Felix Sanchez from the Cubs for LHP Jon Connolly and a player to be named (LHP Eric Eckenstahler)
August 31	Acquired cash considerations from the Cubs for C Mike DiFelice
2005	
January 6	Acquired C Vance Wilson from the Mets for INF Anderson Hernandez
February 9	Acquired RHP Kyle Farnsworth and cash considerations from the Cubs for RHP Roberto Novoa, INF Scott Moore and OF Bo Flowers
April 2	Acquired RHP Matt Ginter from the Mets for LHP Steve Colyer
June 8	Acquired INF Placido Polanco from the Phillies for RHP Ugueth Urbina and INF Ramon Martinez
July 22	Acquired INF John McDonald from the Blue Jays for cash considerations
July 31	Acquired RHPs Roman Colon and Zach Miner from the Braves for RHP Kyle Farnsworth
November 10	Acquired cash considerations from the Blue Jays for INF John McDonald
December 8	Acquired cash considerations from the Phillies for RHP Chris Booker
December 12	Acquired RHP Ricky Steik from the Padres for RHP Kenny Baugh
2006	
July 31	Acquired INF Sean Casey from the Pirates for RHP Brian Rogers
August 20	Acquired INF Neifi Perez from the Cubs for C Chris Robinson
September 1	Acquired cash considerations from the Nationals for OF Nook Logan
November 10	Acquired OF Gary Sheffield from the Yankees for RHPs Anthony Claggett, Humberto Sanchez and Kevin Whelan
December 7	Acquired LHP Edward Campusano from the Brewers for cash considerations
2007	
February 7	Acquired RHP Yorman Bazardo from the Mariners for OF Jeff Frazier
June 20	Acquired LHP Macay McBride from the Braves for LHP Wilfredo Ledezma
June 22	Acquired a player to be named (RHP Chris Lambert) from the Cardinals for LHP Mike Maroth
July 1	Acquired RHP Jose Capellan from the Brewers for LHP Chris Cody
July 13	Acquired a player to be named (LHP Danny Christensen) from the Royals for RHP Roman Colon
August 23	Acquired a player to be named (LHP Clay Rapada) from the Cubs for OF Craig Monroe
October 29	Acquired INF Edgar Renteria from the Braves for RHP Jair Jurrjens and OF Gorkys Hernandez
November 12	Acquired OF Jacque Jones from the Cubs for INF Omar Infante
December 4	Acquired RHP Denny Bautista from the Rockies for RHP Jose Capellan
December 5	Acquired LHP Dontrelle Willis and INF Miguel Cabrera from the Marlins for RHPs Burke Badenhop, Eulogio De La Cruz and Dallas Trahern, LHP Andrew Miller, C Mike Rabelo and OF Cameron Maybin
December 5	Acquired OF Freddy Guzman from the Rangers for INF Chris Shelton
2008	
February 4	Acquired RHP Armando Galarraga from the Rangers for OF Michael Hernandez
April 30	Acquired RHP Zach Simons from the Rockies for RHP Jason Grilli
June 25	Acquired RHP Kyle Pearson from the Pirates for RHP Denny Bautista
July 30	Acquired RHP Kyle Farnsworth from the Yankees for C Ivan Rodriguez
December 8	Acquired C Gerald Laird from the Rangers for RHPs Carlos Melo and Guillermo Moscoso
December 11	Acquired RHP Edwin Jackson from the Rays for OF Matt Joyce
2009	
March 30	Acquired OF Josh Anderson from the Braves for RHP Rudy Darrow
July 30	Acquired cash considerations from the Royals for OF Josh Anderson
July 31	Acquired LHP Jarrod Washburn from the Mariners for LHPs Luke French and Mauricio Robles
August 17	Acquired INF/OF Aubrey Huff from the Orioles for RHP Brett Jacobson



TIGERS ALL-TIME TRADES

December 7	Acquired cash considerations from the Rangers for LHP Clay Rapada
December 9	Acquired RHP Ian Kennedy, LHP Phil Coke and OF Austin Jackson from the Yankees for OF Curtis Granderson
December 9	Acquired RHP Max Scherzer and LHP Daniel Schlereth from the Diamondbacks for RHPs Edwin Jackson and Ian Kennedy
December 21	Acquired cash considerations from the Padres for C Dusty Ryan
2010	
March 30	Acquired LHP Jay Voss from the Marlins for LHP Nate Robertson
June 1	Acquired RHP Billy Buckner from the Diamondbacks for LHP Dontrelle Willis
July 28	Acquired INF Jhonny Peralta from the Indians for LHP Giovanni Soto
July 31	Acquired cash considerations from the Braves for OF Wilkin Ramirez
November 4	Acquired a player to be named (RHP Pedro Perez) from the Red Sox for INF Brent Dlugach
2011	
January 24	Acquired RHP Kevin Eichhorn and LHP Ryan Robowski from the Diamondbacks for RHP Armando Galarraga
May 27	Acquired LHP David Purcey from the Athletics for INF Scott Sizemore
July 20	Acquired INF Wilson Betemit from the Royals for LHP Antonio Cruz and C Julio Rodriguez
July 30	Acquired RHPs Doug Fister and David Pauley from the Mariners for LHP Charlie Furbush, INF Francisco Martinez, OF Casper Wells and a player to be named (RHP Chance Ruffin)
August 15	Acquired OF Delmon Young from the Twins for LHP Cole Nelson and a player to be named (RHP Lester Oliveros)
December 9	Acquired RHP Collin Balester from the Nationals for RHP Ryan Perry

TIGERS OPENING DAY LINEUPS

APRIL 25, 1901 @DET 14, MIL 13 Casey, 3b Barrett, cf Gleason, 2b Holmes, rf Dillon, 1b Elberfeld, ss Nance, lf Buelow, c Miller, p	APRIL 23, 1902 @CWS 12, DET 2 Barrett, cf Holmes, rf Casey, 3b Harley, lf Elberfeld, ss Gleason, 2b Dillon, 1b McGuire, c Miller, p	APRIL 22, 1903 @DET 4, CLE 2 Barrett, cf Smith, 2b Crawford, lf Carr, 1b Elberfeld, ss Gessler, rf Yeager, 3b McAllister, c Mullin, p	APRIL 14, 1904 DET 4, @STL 2 Barrett, cf McIntyre, lf O'Leary, ss Crawford, rf Gremminger, 3b Donovan, 1b Burns, 2b Buelow, c Mullin, p	APRIL 15, 1905 @CLE 6, DET 2 Barrett, cf Coughlin, 3b McIntyre, lf Crawford, 1b Hickman, rf Schaefer, 2b O'Leary, ss Wood, c Mullin, p	APRIL 17, 1906 CWS 5, @DET 3 Jones, cf Schaefer, 2b McIntyre, lf Crawford, rf Coughlin, 3b Lindsay, 1b O'Leary, ss Warner, c Mullin, p	APRIL 11, 1907 @DET 2, CLE 0 McIntyre, lf Coughlin, 3b Crawford, cf Cobb, rf Rossman, 1b Schaefer, 2b Schmidt, c O'Leary, ss Mullin, p
APRIL 14, 1908 @CWS 15, DET 8 McIntyre, lf Schaefer, 2b Crawford, cf Cobb, rf Rossman, 1b Coughlin, 3b Thomas, c O'Leary, ss Siever, p	APRIL 14, 1909 @DET 2, CWS 0 McIntyre, lf Bush, ss Crawford, cf Cobb, rf Rossman, 1b Moriarty, 3b Schaefer, 2b Schmidt, c Mullin, p	APRIL 14, 1910 CLE 9, @DET 7 McIntyre, lf Bush, ss Cobb, rf Crawford, cf Delahanty, 2b Moriarty, 3b Jones, 1b Stanage, c Mullin, p	APRIL 13, 1911 @DET 4, CWS 2 Jones, lf Bush, ss Cobb, cf Crawford, rf Delahanty, 2b Moriarty, 3b Gainer, 1b Stanage, c Mullin, p	APRIL 11, 1912 @CLE 3, DET 2 Vitt, lf Louden, 3b Cobb, cf Crawford, rf Delahanty, 2b Gainer, 1b Bush, ss Stanage, c Mullin, p	APRIL 10, 1913 @STL 3, DET 1 Bush, ss Vitt, cf Crawford, rf Gainer, 1b Moriarty, lf Deal, 3b Louden, 2b Stanage, c Mullin, p	APRIL 14, 1914 @DET 3, STL 2 Bush, ss Baumann, 2b Cobb, cf Crawford, rf Veach, lf Burns, 1b Moriarty, 3b Stanage, c Dubuc, p
APRIL 14, 1915 CLE 5, @DET 1 Bush, ss Young, 2b Cobb, cf Crawford, rf Veach, lf Kavanagh, 1b Vitt, 3b Stanage, c Coveleski, p	APRIL 12, 1916 DET 4, @CWS 0 Bush, ss Vitt, 3b Cobb, cf Veach, lf Crawford, rf Heilmann, 1b Young, 2b Stanage, c Coveleski, p	APRIL 11, 1917 CLE 6, @DET 4 Bush, ss Young, 2b Cobb, cf Veach, lf Heilmann, rf Burns, 1b Jones, 3b Stanage, c James, p	APRIL 18, 1918 @CLE 6, DET 2 Dressen, 1b Bush, ss Veach, lf Vitt, 3b Ellison, rf Walker, cf Young, 2b Stanage, c Boland, p	APRIL 25, 1919 @DET 4, CLE 2 Bush, ss Jones, 3b Cobb, cf Veach, lf Heilmann, 1b Shorten, rf Young, 2b Ainsmith, c Ehmke, p	APRIL 14, 1920 @CWS 3, DET 2 Bush, ss Young, 2b Cobb, cf Veach, lf Heilmann, 1b Flagstead, rf Pinelli, 3b Stanage, c Dauss, p	APRIL 14, 1921 @DET 6, CWS 5 Young, 2b Bush, ss Cobb, cf Veach, lf Heilmann, rf Jones, 3b Blue, 1b Ainsmith, c Leonard, p
APRIL 12, 1922 @CLE 7, DET 4 Blue, 1b Cutshaw, 2b Veach, lf Heilmann, rf Jones, 3b Flagstead, cf Rigney, ss Bassler, c Oldham, p	APRIL 18, 1923 DET 9, @STL 6 Blue, 1b Jones, 3b Cobb, cf Veach, lf Heilmann, rf Cutshaw, 2b Rigney, ss Bassler, 2b Collins, p	APRIL 15, 1924 @DET 4, CLE 3 Blue, 1b Cobb, cf Fothergill, lf Heilmann, rf Pratt, 2b Rigney, ss Jones, 3b Bassler, c Dauss, p	APRIL 14, 1925 @DET 4, CWS 3 Neun, 1b Haney, 3b Manush, cf Heilmann, rf Wingo, lf Rigney, ss O'Rourke, 2b Woodall, c Leonard, p	APRIL 13, 1926 CLE 2, @DET 1 Warner, 3b O'Rourke, 2b Wingo, lf Fothergill, cf Heilmann, rf Blue, 1b Tavener, ss Bassler, c Whitehill, p	APRIL 15, 1927 DET 2, @STL 2 Tavener, ss McManus, 2b Manush, cf Fothergill, lf Heilmann, rf Blue, 1b Warner, 3b Bassler, c Whitehill, p	APRIL 11, 1928 STL 4, @DET 1 Neun, 1b Gehring, 2b Rice, cf Heilmann, rf Fothergill, lf McManus, 3b Tavener, ss Shea, c Billings, p
APRIL 16, 1929 @CLE 5, DET 4 Rice, cf Gehring, 2b Heilmann, rf Alexander, 1b Fothergill, lf McManus, 3b Richardson, ss Shea, c Whitehill, p	APRIL 15, 1930 @DET 6, STL 3 Johnson, rf Funk, cf Gehring, 2b Alexander, 1b Rice, lf McManus, 3b Rogell, ss Hayworth, c Uhle, p	APRIL 14, 1931 DET 7, @STL 3 Walker, lf Shiver, cf Gehring, 2b Alexander, 1b McManus, 3b Doljack, rf Akers, ss Schang, c Whitehill, p	APRIL 13, 1932 CLE 6, @DET 5 Johnson, rf Davis, 1b Stone, lf Gehring, 2b Rogell, ss Lawrence, cf Richardson, 3b Ruel, c Sorrell, p	APRIL 12, 1933 CLE 4, @DET 1 Davis, 1b Owen, 3b Gehring, 2b Walker, lf Stone, rf Fox, cf Rogell, ss Hayworth, c Bridges, p	APRIL 17, 1934 DET 8, @CWS 3 Rogell, ss Gehring, 2b Cochrane, c Goslin, lf Walker, rf Greenberg, 1b Doljack, cf Owen, 3b Marberry, p	APRIL 17, 1935 CWS 7, @DET 6 White, cf Cochrane, c Gehring, 2b Greenberg, 1b Goslin, lf Rogell, ss Walker, rf Owen, 3b Rowe, p

TIGERS OPENING DAY LINEUPS



APRIL 14, 1936 DET 3, @CLE 0 Rogell, ss Cochrane, c Gehring, 2b Greenberg, 1b Simmons, cf Goslin, lf Fox, rf Owen, 3b Rowe, p	APRIL 20, 1937 @DET 4, CLE 3 White, cf Cochrane, c Gehring, 2b Greenberg, 1b Walker, rf Goslin, lf York, 3b Rogell, ss Auker, p	APRIL 19, 1938 @CWS 4, DET 3 Cullenbine, lf Walker, cf Gehring, 2b Greenberg, 1b York, c Fox, rf Ross, 3b Rogell, ss Lawson, p	APRIL 18, 1939 @DET 6, CWS 1 McCosky, cf Walker, lf Gehring, 2b Greenberg, 1b York, c Fox, rf Rogell, ss Croucher, ss Bridges, p	APRIL 16, 1940 STL 5, @DET 1 McCosky, cf Campbell, lf Gehring, 2b Greenberg, lf York, 1b Higgins, 3b Bartell, ss Tebbetts, c Newsom, p	APRIL 16, 1941 @STL 8, DET 1 Stainback, rf Gehring, 2b McCosky, cf Greenberg, lf York, 1b Higgins, 3b Bartell, ss Sullivan, c Newsom, p	APRIL 14, 1942 CLE 5, @DET 2 Bloodworth, 2b Cramer, cf McCosky, lf York, 1b Higgins, 3b Harris, rf McNair, ss Tebbetts, c Benton, p
APRIL 21, 1943 @CLE 1, DET 0 Cramer, cf Raddcliff, rf Wakefield, lf York, 1b Higgins, 3b Bloodworth, 2b Hoover, ss Parsons, c Bridges, p	APRIL 18, 1944 STL 2, @DET 1 Heffner, 2b Mayo, ss Cramer, cf York, 1b Higgins, 3b Outlaw, lf Ross, rf Swift, c Trout, p	APRIL 17, 1945 @STL 7, DET 1 Webb, ss Mayo, 2b Outlaw, rf York, 1b Cramer, cf Maier, lf Ross, 3b Richards, c Newhouser, p	APRIL 16, 1946 @DET 2, STL 1 Lake, ss Mayo, 2b McCosky, cf Greenberg, 1b Wakefield, lf Mullin, rf Higgins, 3b Richards, c Newhouser, p	APRIL 15, 1947 DET 7, @STL 0 Lake, ss Kell, 3b Cullenbine, 1b Wertz, lf Evers, cf Mayo, 2b Mullin, rf Tebbetts, c Newhouser, p	APRIL 20, 1948 DET 5, @CWS 2 Berry, ss Mayo, 2b Evers, cf Wakefield, lf Wertz, rf Kell, 3b Vico, 1b Swift, c Newhouser, p	APRIL 19, 1949 @DET 5, CWS 1 Berry, 2b Lipon, ss Kell, 3b Wertz, rf Evers, lf Robinson, c Groth, cf Vico, 1b Newhouser, p
APRIL 18, 1950 DET 7, @CLE 6 Lipon, ss Priddy, 2b Kell, 3b Wertz, rf Mullin, lf Groth, cf Kryhoski, 1b Robinson, c Hutchinson, p	APRIL 17, 1951 CLE 2, @DET 1 Lipon, ss Berry, 3b Kolloway, 1b Wertz, rf Evers, lf Groth, cf Priddy, 2b Ginsberg, c Newhouser, p	APRIL 15, 1952 STL 3, @DET 0 Berry, ss Kell, 3b Taylor, 1b Wertz, rf Mullin, lf Mapes, cf Batts, c Priddy, 2b Trout, p	APRIL 14, 1953 @STL 10, DET 0 Kuenn, ss Friend, 2b Sullivan, lf Dropo, 1b Nieman, rf Delsing, cf Baumgartner, 3b Bucha, c Garver, p	APRIL 13, 1954 @DET 3, BAL 0 Bolling, 2b Delsing, lf Kuenn, ss Boone, 3b Dropo, 1b Kaline, rf Tuttle, cf Batts, c Gromek, p	APRIL 12, 1955 @KC 6, DET 2 Kuenn, ss Hatfield, 2b Kaline, rf Boone, 3b Porter, 1b Tuttle, cf Phillips, lf Wilson, c Garver, p	APRIL 17, 1956 KC 2, @DET 1 Kuenn, ss Torgeson, 1b Kaline, rf Boone, 3b Tuttle, cf King, lf House, c Bertoia, 2b Lary, p
APRIL 16, 1957 @KC 2, DET 1 Bolling, 2b Finigan, 3b Kuenn, ss Kaline, rf Maxwell, lf Boone, 1b Tuttle, cf Wilson, c Lary, p	APRIL 15, 1958 DET 4, @CWS 3 Bolling, 2b Martin, ss Kuenn, cf Kaline, rf Boone, 1b Skizas, lf Bertoia, 3b Hegan, c Bunning, p	APRIL 10, 1959 CWS 9, @DET 7 (14) Yost, 3b Kuenn, cf Kaline, rf Harris, 1b Bolling, 2b Doby, lf Bridges, ss Wilson, c Bunning, p	APRIL 19, 1960 DET 4, @CLE 2 (15) Yost, 3b Bolling, 2b Maxwell, lf Kaline, cf Colavito, rf Bilko, 1b Fernandez, ss Berberet, c Lary, p	APRIL 11, 1961 CLE 9, @DET 5 Wood, 2b Bruton, cf Kaline, rf Colavito, lf Cash, 1b Boros, 3b Brown, c Fernandez, ss Bunning, p	APRIL 9, 1962 @WAS 4, DET 1 Wood, 2b Bruton, cf Kaline, rf Colavito, lf Cash, 1b Boros, 3b Fernandez, ss Roarke, c Mossi, p	APRIL 9, 1963 CWS 7, @DET 5 Phillips, 3b Bruton, cf Kaline, rf Colavito, lf Cash, 1b McAuliffe, 2b Triandos, c Fernandez, ss Bunning, p
APRIL 14, 1964 @DET 7, KC 3 Bruton, lf Lumpe, 2b Cash, 1b Kaline, rf Demeter, cf McAuliffe, ss Wert, 3b Freehan, c Regan, p	APRIL 12, 1965 DET 6, @KC 2 McAuliffe, ss Lumpe, 2b Cash, 1b Kaline, rf Northrup, lf Demeter, cf Sullivan, c Wert, 3b Lolich, p	APRIL 12, 1966 DET 2, @NYY 1 Wert, 3b Lumpe, 2b Cash, 1b Kaline, rf Horton, lf Freehan, c McAuliffe, ss Stanley, cf Lolich, p	APRIL 11, 1967 @CAL 4, DET 2 Wert, 3b Tracewski, ss Cash, 1b Kaline, rf Northrup, lf Brown, lf Freehan, c McAuliffe, 2b McLain, p	APRIL 10, 1968 BOS 7, @DET 3 Stanley, 1b McAuliffe, 2b Kaline, rf Horton, lf Freehan, c Northrup, cf Wert, 3b Oyer, ss Wilson, p	APRIL 8, 1969 @DET 6, CLE 2 McAuliffe, 2b Stanley, ss Kaline, rf Cash, 1b Horton, lf Northrup, cf Freehan, c Wert, 3b McLain, p	APRIL 6, 1970 DET 5, @WAS 0 McAuliffe, 2b Gutierrez, ss Kaline, rf Cash, 1b Horton, lf Northrup, cf Jones, 3b Freehan, c Lolich, p
APRIL 7, 1971 @DET 8, CLE 2 McAuliffe, 2b Kaline, rf Northrup, 1b Horton, lf Rodriguez, 3b Freehan, c Stanley, cf Brinkman, ss Lolich, p	APRIL 15, 1972 @DET 3, BOS 2 McAuliffe, 2b Rodriguez, 3b Northrup, cf Kaline, rf Cash, 1b Horton, lf Freehan, c Brinkman, ss Lolich, p	APRIL 17, 1973 @CLE 2, DET 1 McAuliffe, 2b Kaline, rf Brown, dh Cash, 1b Sims, c Northrup, lf Stanley, cf Rodriguez, 3b Brinkman, ss Lolich, p	APRIL 15, 1974 @BAL 3, DET 2 Brinkman, ss Rodriguez, 3b Northrup, rf Kaline, dh Horton, lf Cash, 1b Stanley, cf Freehan, c Sutherland, 2b Lolich, p	APRIL 10, 1975 BAL 10, @DET 0 LeFlore, cf Sutherland, 2b Horton, dh Colbert, 1b Freehan, c Meyer, lf James, rf Verzyer, ss Rodriguez, 3b Coleman, p	APRIL 10, 1976 DET 3, @CLE 1 Oglivie, cf Meyer, 1b Horton, dh Staub, rf Johnson, lf May, c Rodriguez, 3b Verzyer, ss Sutherland, 2b Coleman, p	APRIL 7, 1977 @KC 7, DET 4 LeFlore, cf Fuentes, 2b Staub, dh Horton, lf Thompson, 1b Oglivie, rf May, c Rodriguez, 3b Verzyer, ss Roberts, p
APRIL 7, 1978 @DET 6, TOR 2 LeFlore, cf Mankowski, 3b Staub, dh Thompson, 1b Kemp, lf Corcoran, rf May, c Whitaker, 2b Trammell, ss Fidrych, p	APRIL 7, 1979 TEX 8, @DET 2 LeFlore, cf Whitaker, 2b Thompson, 1b Kemp, lf Morales, rf Parrish, c Mankowski, 3b Corcoran, dh Trammell, ss Rozema, p	APRIL 10, 1980 DET 5, @KC 1 Whitaker, 2b Gibson, cf Kemp, lf Hebner, 1b Thompson, 1b Summers, dh Parrish, c Peters, lf Wagner, ss Morris, p	APRIL 9, 1981 @DET 6, TOR 2 Peters, cf Trammell, ss Kemp, lf Hebner, 1b Summers, dh Gibson, rf Parrish, c Kelleher, 3b Whitaker, 2b Morris, p	APRIL 9, 1982 @KC 4, DET 2 Miller, rf Cabell, 1b Gibson, cf Herndon, lf Wockenfuss, dh Brookens, 3b Parrish, c Trammell, ss Whitaker, 2b Morris, p	APRIL 5, 1983 DET 11, @MIN 3 Whitaker, 2b Trammell, ss Herndon, lf Parrish, c Lemon, cf Wockenfuss, dh Ivie, 1b Wilson, rf Brookens, 3b Morris, p	APRIL 3, 1984 DET 8, @MIN 1 Whitaker, 2b Trammell, ss Evans, dh Parrish, c Gibson, rf Herndon, lf Bergman, 1b Lemon, cf Johnson, 3b Morris, p



TIGERS OPENING DAY LINEUPS

APRIL 8, 1985 @DET 5, CLE 4 Whitaker, 2b Trammell, ss Gibson, cf Parrish, c Grubb, dh Evans, 1b Herndon, lf Lemon, cf Pittaro, 3b Morris, p	APRIL 7, 1986 @DET 6, BOS 5 Collins, dh Whitaker, 2b Gibson, rf Parrish, c Lemon, cf Trammell, ss Herndon, lf Evans, 1b Coles, 3b Morris, p	APRIL 6, 1987 NY 2, @DET 1 Whitaker, 2b Herndon, lf Lemon, cf Trammell, ss Coles, 3b Harper, dh Evans, 1b Heath, rf Mercado, c Morris, p	APRIL 4, 1988 DET 5, @BOS 3 (10) Pettis, cf Whitaker, 2b Evans, 1b Trammell, ss Nokes, dh Sheridan, lf Lemon, rf Heath, c Brookens, 3b Morris, p	APRIL 4, 1989 @TEX 4, DET 0 Williams, cf Lovullo, 1b Whitaker, 2b Trammell, ss Lynn, lf Nokes, c Brown, 3b Lemon, rf Sheridan, dh Morris, p	APRIL 9, 1990 @BOS 5, DET 2 Phillips, 3b Trammell, ss Whitaker, 2b Fielder, 1b Moseby, cf Nokes, c Ward, lf Lemon, rf Bergman, dh Morris, p	APRIL 8, 1991 @DET 6, NYY 4 Phillips, dh Moseby, lf Trammell, ss Fielder, 1b Whitaker, 2b Deer, rf Tuttleton, c Fryman, 3b Cuyler, cf Tanana, p
APRIL 6, 1992 TOR 4, @DET 2 Gladden, lf Whitaker, 2b Trammell, ss Fielder, 1b Tuttleton, c Phillips, dh Deer, rf Fryman, 3b Cuyler, cf Gullickson, p	APRIL 5, 1993 @OAK 9, DET 4 Phillips, lf Whitaker, 2b Fryman, ss Fielder, 1b Gibson, dh Deer, rf Tuttleton, c Livingstone, 3b Cuyler, cf Moore, p	APRIL 4, 1994 @BOS 9, DET 8 Phillips, lf Whitaker, 2b Davis, cf Fielder, 1b Fryman, 3b Tuttleton, c Gibson, rf Trammell, ss Felix, dh Moore, p	APRIL 26, 1995 DET 5, @CAL 4 Curtis, cf Fletcher, 2b Pemberton, lf Fielder, 1b Fryman, 3b Samuel, dh Bautista, rf Gomez, ss Flaherty, c Moore, p	APRIL 1, 1996 @MIN 8, DET 6 Curtis, cf Higginson, rf Fryman, 3b Fielder, 1b Nieves, lf Williams, dh Lewis, 2b Flaherty, c Trammell, ss Lira, p	APRIL 1, 1997 @MIN 7, DET 5 Hunter, cf Easley, 2b Fryman, 3b Clark, 1b Higginson, lf Nieves, rf B. Trammell, dh B. Johnson, c Cruz, ss Brocail, p	MARCH 31, 1998 DET 11, @TB 6 Hunter, cf Roberts, dh Higginson, rf Clark, 1b Easley, 2b Gonzalez, lf Randa, 3b Oliver, c Ripken, ss Thompson, p
APRIL 5, 1999 DET 11, @TEX 5 Encarnacion, lf Jefferies, dh Easley, 2b Clark, 1b Palmer, 3b Higginson, rf Cruz, ss Ausmus, c Hunter, cf Moehler, p	APRIL 3, 2000 DET 6, @OAK 4 Polonia, rf Ausmus, c Higginson, lf Gonzalez, dh Clark, 1b Palmer, 3b Easley, 2b Encarnacion, cf Cruz, ss Nomo, p	APRIL 3, 2001 MIN 3, @DET 2 Cedeno, rf Easley, 2b Higginson, lf Clark, 1b McMillon, dh Cruz, ss Encarnacion, cf Halter, 3b Inge, c Weaver, p	APRIL 2, 2002 @TB 9, DET 5 Higginson, lf Halter, ss Fick, dh Young, 1b Paquette, 3b Cruz, rf Rivera, c Easley, 2b Macias, cf Weaver, p	MARCH 31, 2003 MIN 3, @DET 1 Kingsale, cf Infante, ss Young, lf Higginson, rf Palmer, dh Pena, 1b Munson, 3b Inge, c Santiago, 2b Maroñh, p	APRIL 5, 2004 DET 7, @TOR 0 Sanchez, cf Vina, 2b Rodriguez, c Young, dh White, lf Pena, 1b Guillen, ss Higginson, rf Munson, 3b Johnson, p	APRIL 4, 2005 @DET 11, KC 2 Infante, 2b Guillen, ss Rodriguez, c Ordonez, rf Young, dh White, lf Pena, 1b Monroe, cf Inge, 3b Bonderman, p
APRIL 3, 2006 DET 3, @KC 1 Granderson, cf Polanco, 2b Rodriguez, c Ordonez, rf Young, dh Shelton, 1b Guillen, ss Monroe, lf Inge, 3b Rogers, p	APRIL 2, 2007 TOR 5, @DET 3 Granderson, cf Polanco, 2b Sheffield, dh Ordonez, rf Guillen, ss Rodriguez, c Casey, 1b Monroe, lf Inge, 3b Bonderman, p	MARCH 31, 2008 KC 5, @DET 4 Renteria, ss Polanco, 2b Sheffield, dh Ordonez, rf Cabrera, 3b Guillen, 1b Rodriguez, c Jones, lf Inge, cf Verlander, p	APRIL 6, 2009 @TOR 12, DET 5 Granderson, cf Polanco, 2b Ordonez, rf Cabrera, 1b Guillen, dh Laird, c Inge, 3b Everett, ss Anderson, lf Verlander, p	APRIL 5, 2010 DET 8, @KC 4 Jackson, cf Damon, lf Ordonez, rf Cabrera, 1b Guillen, dh Inge, 3b Laird, c Sizemore, 2b Everett, ss Verlander, p	MARCH 31, 2011 @NYY 6, DET 3 Jackson, cf Rhymes, 2b Ordonez, rf Cabrera, 1b Martinez, dh Raburn, lf Peralta, ss Inge, 3b Avila, c Verlander, p	

INTERLEAGUE ACTION

Since 1997, the Tigers have compiled a 141-124 record (.532) during interleague action. Since Comerica Park opened in 2000, Detroit is 69-39 (.639) during interleague action at the park. The following is a year-by-year interleague breakdown for the Tigers:

Year	Home	Road	Record
1997	6-3	2-4	8-7
1998	2-6	5-3	7-9
1999	4-5	4-5	8-10
2000	6-3	4-5	10-8
2001	5-4	5-4	10-8
2002	3-6	3-6	6-12
2003	1-8	3-6	4-14
2004	7-2	2-7	9-9
2005	6-3	3-6	9-9
2006	8-1	7-2	15-3
2007	6-3	8-1	14-4
2008	8-1	5-4	13-5
2009	7-2	3-6	10-8
2010	8-1	3-6	11-7
2011	4-5	3-6	7-11



INDIVIDUAL BATTING

RUNS SCORED

Two Runs in an Inning	Carlos Guillen, Gary Sheffield - 8/19/2008 at TEX (7th)
Four-or-More Runs in a Game	Brennan Boesch (4) - 4/3/2011 at NYY
Five-or-More Runs in a Game	Carlos Guillen (5) - 7/21/2008 at KC

HITS

Two Hits in an Inning	Andy Dirks - 9/26/2011 vs. CLE (8th)
Five-or-More Hits in a Game	Brennan Boesch (5) - 6/6/2011 at TEX
Six-or-More Hits in a Game	Carlos Pena (6) - 5/27/2004 at KC
Five Consecutive Hits in a Game	Austin Jackson - 4/30/2010 vs. LAA
Six Consecutive Hits in a Game	Carlos Pena - 5/27/2004 at KC

DOUBLES

Two Doubles in an Inning	Robert Fick - 5/29/2002 at CLE
Three-or-More Doubles in a Game	Austin Jackson (3) - 6/3/2010 vs. CLE
Four-or-More Doubles in a Game	Bill Bruton (4) - 5/19/1963 at WAS

TRIPLES

Two Triples in a Game	Austin Jackson - 9/3/2011 vs. CWS
Triple in Three Consecutive Games	Ed Brinkman - 4/12-14/1973

HOME RUNS

Two Home Runs in an Inning	Magglio Ordonez - 8/12/2007 vs. OAK (2nd)
Home Run from Both Sides of Plate	Carlos Guillen - 9/23/2009 at CLE
Three-or-More Home Runs in a Game	Miguel Cabrera (3) - 5/28/2010 vs. OAK
Home Run in Four-or-More Consecutive Games	Marcus Thames (5) - 6/13-17/2008
Home Run in Five-or-More Consecutive Games	Marcus Thames (5) - 6/13-17/2008
Lead-off Home Run	Austin Jackson - 8/25/2011 at TB (Jeremy Hellickson)
Walk-off Home Run	Brandon Inge - 9/10/2011 vs. MIN (Glen Perkins)
Pinch-Hit Home Run	Alex Avila - 9/14/2011 at CWS (Sergio Santos)
Inside-the-Park Home Run	Curtis Granderson - 8/26/2007 vs. NYY (Phil Hughes)
Two-or-More Home Runs on Opening Day	Chris Shelton (2) - 4/3/2006 at KC
Home Run in First Major League At-Bat	Reggie Sanders - 9/1/1974 vs. OAK (Catfish Hunter)

GRAND SLAMS

Grand Slam	Victor Martinez - 9/7/2011 at CLE (Tony Sipp)
Pinch-Hit Grand Slam	Mickey Tettleton - 8/11/1991 vs. NYY (Lee Guetterman)
Two Grand Slams in a Game	Jim Northrup - 6/24/1968 at CLE

EXTRA-BASE HITS

Two Extra-Base Hits in an Inning	Magglio Ordonez - 8/12/2007 vs. OAK (2nd)
Four-or-More Extra Base Hits in a Game	Ivan Rodriguez - 4/5/2006 at KC

RUNS BATTED IN

Five-or-More RBI in a Game	Brennan Boesch (5) - 6/6/2011 at TEX
Six-or-More RBI in a Game	Miguel Cabrera (6) - 4/10/2009 vs. TEX
Seven-or-More RBI in a Game	Ryan Raburn (7) - 7/25/2007 at CWS
Eight-or-More RBI in a Game	Jim Northrup (8) - 7/11/1973 vs. TEX
RBI in 10-or-More Consecutive Games	Carlos Guillen (11) - 6/16-28/2007 (17 RBI)

WALKS

Two Walks in an Inning	Ivan Rodriguez - 9/23/2006 vs. KC (1st)
Four-or-More Walks in a Game	Austin Jackson (4) - 7/6/2011 at LAA
Five-or-More Walks in a Game	Cecil Fielder (5) - 5/27/1991 at MIL (14 inn.)
Four Consecutive Walks in a Game	Bobby Higginson - 5/24/1999 vs. TOR
Walk in 10-or-More Consecutive Games	Tony Clark (10) - 5/24-6/5/1997
Three Intentional Walks in a Game	Miguel Cabrera - 8/15/2010 at CWS

STRIKEOUTS

Two Strikeouts in an Inning	Austin Jackson - 6/26/2011 vs. ARI (8th)
Four-or-More Strikeouts in a Game	Austin Jackson (4) - 6/26/2011 vs. ARI
Five-or-More Strikeouts in a Game	Craig Monroe (5) - 6/14/2007 vs. MIL

SACRIFICES

Three Sacrifice Hits in a Game	Deivi Cruz - 4/11/2000 vs. SEA
Two Sacrifice Flies in a Game	Alex Avila - 4/29/2011 at CLE

HIT BY PITCH

Two Hit by Pitch in an Inning	Mike Hessman - 9/8/2008 vs. OAK (2nd)
Three Hit by Pitch in a Game	Damion Easley - 7/16/2002 vs. BOS

HITTING FOR THE CYCLE

Hit for the Cycle	Carlos Guillen - 9/1/2006 at TB
-------------------	---------------------------------

POSITION PLAYER PITCHING

Position Player Pitching	Don Kelly - 6/29/2011 vs. NYM
--------------------------	-------------------------------

OPPONENTS INDIVIDUAL BATTING

HITS

Five-or-More Hits in a Game	Eric Hosmer (5) - 9/20/2011 vs. KC
Six-or-More Hits in a Game	Joe Randa (6) - 9/9/2004 vs. KC

HOME RUNS

Three-or-More Home Runs in a Game	Tyler Houston (3) - 7/9/2000 at MIL
Lead-off Home Run	Matt Angle - 8/24/2011 vs. BAL (Justin Verlander)
Walk-off Home Run	Carlos Santana - 4/29/2011 at CLE (Joaquin Benoit, 9th)
Pinch-Hit Home Run	David Ortiz - 5/29/2011 vs. BOS (Jose Valverde)
Inside-the-Park Home Run	Jhonny Peralta - 7/18/2010 at CLE (Andy Oliver)

GRAND SLAMS

Grand Slam	Miguel Tejada - 7/2/2011 vs. SF (Brayan Villarreal)
Pinch-Hit Grand Slam	Dewayne Wise - 9/14/2008 at CWS (Kyle Farnsworth)

RUNS BATTED IN

Five-or-More RBI in a Game	Luke Hughes (5) - 8/28/2011 at MIN
----------------------------	------------------------------------



LAST TIME IT HAPPENED IN A GAME

Six-or-More RBI in a Game	Adam Lind (6) - 4/6/2009 at TOR
Seven-or-More RBI in a Game	Jack Cust (7) - 8/10/2007 vs. OAK
Eight-or-More RBI in a Game	Bernie Williams (8) - 9/12/1996 vs. NYY
Nine-or-More RBI in a Game	Fred Lynn (10) - 6/18/1975 vs. BOS
10-or-More RBI in a Game	Fred Lynn (10) - 6/18/1975 vs. BOS

HITTING FOR THE CYCLE

Hit for the Cycle	Gary Matthews, Jr. - 9/13/2006 vs. TEX
-------------------	--

POSITION PLAYER PITCHING

Position Player Pitching	Tony Pena, Jr. - 7/21/2008 at KC
--------------------------	----------------------------------

CLUB BATTING

RUNS SCORED

Five-or-More Runs in an Inning	8 - 9/26/2011 vs. CLE (8th)
Six-or-More Runs in an Inning	8 - 9/26/2011 vs. CLE (8th)
Seven-or-More Runs in an Inning	8 - 9/26/2011 vs. CLE (8th)
Eight-or-More Runs in an Inning	8 - 9/26/2011 vs. CLE (8th)
Nine-or-More Runs in an Inning	9 - 9/17/2008 at TEX (5th)
10-or-More Runs in an Inning	10 - 7/21/2008 at KC (8th)
15-or-More Runs in a Game	18 - 9/4/2011 vs. CWS
16-or-More Runs in a Game	18 - 9/4/2011 vs. CWS
17-or-More Runs in a Game	18 - 9/4/2011 vs. CWS
18-or-More Runs in a Game	18 - 9/4/2011 vs. CWS
19-or-More Runs in a Game	19 - 7/21/2008 at KC
20-or-More Runs in a Game	20 - 4/17/1993 vs. SEA
Shut out in Back-to-Back Games	4/12/2008 at CWS (7-0); 4/13/2008 at CWS (11-0)
Shut out in Three Consecutive Games	9/29/1995 at BAL (6-0); 9/30/1995 at BAL (12-0); 10/1/1995 at BAL (4-0)

HITS

Six-or-More Hits in an Inning	9 - 9/26/2011 vs. CLE (8th)
Seven-or-More Hits in an Inning	9 - 9/26/2011 vs. CLE (8th)
Eight-or-More Hits in an Inning	9 - 9/26/2011 vs. CLE (8th)
Nine-or-More Hits in an Inning	9 - 9/26/2011 vs. CLE (8th)
10-or-More Hits in an Inning	11 - 8/8/2001 at TEX (9th)
20-or-More Hits in a Game	21 - 9/12/2011 at CWS
21-or-More Hits in a Game	21 - 9/12/2011 at CWS
22-or-More Hits in a Game	24 - 9/4/2011 vs. CWS
23-or-More Hits in a Game	24 - 9/4/2011 vs. CWS
24-or-More Hits in a Game	24 - 9/4/2011 vs. CWS
25-or-More Hits in a Game	27 - 5/27/2004 at KC

DOUBLES

Six-or-More Doubles in a Game	6 - 9/27/2011 vs. CLE
Seven-or-More Doubles in a Game	7 - 4/22/2010 vs. LAA
Eight-or-More Doubles in a Game	8 - 8/27/2005 at BOS

TRIPLES

Three-or-More Triples in a Game	3 - 8/30/2008 vs. KC
Four-or-More Triples in a Game	4 - 6/9/1983 at BOS

HOME RUNS

Back-to-Back Home Runs	9/12/2011 at CWS (Jhonny Peralta/Ryan Raburn, 2nd)
Three Consecutive Home Runs	6/24/2001 vs. MIN (Robert Fick/Juan Encarnacion/Shane Halter, 2nd)
Four-or-More Home Runs in an Inning	9/10/1986 vs. MIL (5th)
Five-or-More Home Runs in a Game	5 - 6/29/2011 vs. NYM
Six-or-More Home Runs in a Game	8 - 6/18/2006 at CHC
Home Runs in 10-or-More Consecutive Games	12 - 6/16-28/2009
Home Runs in 11-or-More Consecutive Games	12 - 6/16-28/2009
Home Runs in 12-or-More Consecutive Games	12 - 6/16-28/2009
Home Runs in 13-or-More Consecutive Games	16 - 5/6-22/1998
Home Runs in 14-or-More Consecutive Games	16 - 5/6-22/1998
Home Runs in 15-or-More Consecutive Games	16 - 5/6-22/1998

GRAND SLAMS

Two Grand Slams in a Game	5/15/2009 vs. OAK (Brandon Inge/Ryan Raburn)
---------------------------	--

EXTRA-BASE HITS

Nine-or-More Extra Base Hits in a Game	9 - 9/27/2011 vs. CLE
10-or-More Extra Base Hits in a Game	10 - 6/6/2011 at TEX
11-or-More Extra Base Hits in a Game	11 - 5/6/2007 at KC
12-or-More Extra Base Hits in a Game	12 - 6/20/2000 at TOR

WALKS

10-or-More Walks in a Game	11 - 4/14/2011 at OAK
11-or-More Walks in a Game	11 - 4/14/2011 at OAK
12-or-More Walks in a Game	12 - 6/3/2008 at OAK (11 inn.)
13-or-More Walks in a Game	13 - 5/4/1994 vs. TEX
14-or-More Walks in a Game	14 - 8/27/1993 at OAK
15-or-More Walks in a Game	15 - 7/31/1959 vs. BOS
Three-or-More Intentional Walks in a Game	3 - 8/23/2010 vs. KC
Four-or-More Intentional Walks in a Game	4 - 8/15/2010 at CWS

STRIKEOUTS

15-or-More Strikeouts in a Game	15 - 8/28/2010 at TOR
16-or-More Strikeouts in a Game	16 - 5/23/2001 at CLE (10 inn.)
17-or-More Strikeouts in a Game	17 - 9/7/1997 vs. LAA (15 inn.)
18-or-More Strikeouts in a Game	20 - 9/18/1996 vs. BOS
19-or-More Strikeouts in a Game	20 - 9/18/1996 vs. BOS
20-or-More Strikeouts in a Game	20 - 9/18/1996 vs. BOS

LAST TIME IT HAPPENED IN A GAME



SACRIFICES

Three-or-More Sacrifice Hits in an Inning	7/12/1970 vs. NYY (2nd)
Five-or-More Sacrifice Hits in a Game	5 - 7/6/1992 vs. SEA (14 inn.)
Four-or-More Sacrifice Flies in a Game	4 - 6/10/1985 vs. BAL (11 inn.)

HIT BY PITCH

Three-or-More Hit By Pitches in an Inning	3 - 9/8/2008 vs. OAK (2nd)
Three-or-More Hit By Pitches in a Game	3 - 9/14/2010 at TEX
Four-or-More Hit By Pitches in a Game	4 - 4/30/1995 at SEA
Five-or-More Hit By Pitches in a Game	5 - 8/11/1965 vs. KC (10 inn.)

INDIVIDUAL BASERUNNING

STOLEN BASES

Two Stolen Bases in an Inning	Curtis Granderson - 9/11/2007 vs. TEX (1st)
Three-or-More Stolen Bases in a Game	Curtis Granderson (3) - 9/30/2007 at CWS
Four-or-More Stolen Bases in a Game	Alex Sanchez (4) - 9/27/2003 vs. MIN

STEALS OF HOME

Steal of Home	Ryan Raburn - 8/18/2009 vs. SEA (8th)
---------------	---------------------------------------

OPPONENTS INDIVIDUAL BASERUNNING

STOLEN BASES

Two Stolen Bases in an Inning	Erick Aybar - 7/30/2011 vs. LAA (2nd)
Three-or-More Stolen Bases in a Game	Carl Crawford (3) - 7/27/2010 at TB
Four-or-More Stolen Bases in a Game	Rickey Henderson (4) - 5/30/1982 at OAK

STEALS OF HOME

Steal of Home	Kenji Johjima - 5/31/2008 at SEA (4th)
---------------	--

CLUB BASERUNNING

STOLEN BASES

Five-or-More Stolen Bases in a Game	6 - 9/5/2007 vs. CWS (11 inn.)
Three-or-More Caught Stealing in a Game	3 - 5/13/2004 vs. OAK

OPPONENTS CLUB BASERUNNING

STOLEN BASES

Five-or-More Stolen Bases in a Game	6 - 7/30/2011 vs. LAA
Three-or-More Caught Stealing in a Game	3 - 6/13/2011 vs. TB

INDIVIDUAL PITCHING

WINS

Win Five-or-More Consecutive Decisions	Doug Fister (7) - 8/20-9/26/2011
Win Six-or-More Consecutive Decisions	Doug Fister (7) - 8/20-9/26/2011
Win Seven-or-More Consecutive Decisions	Doug Fister (7) - 8/20-9/26/2011
Win Eight-or-More Consecutive Decisions	Justin Verlander (12) - 7/21-9/18/2011
Win Nine-or-More Consecutive Decisions	Justin Verlander (12) - 7/21-9/18/2011
Win 10-or-More Consecutive Decisions	Justin Verlander (12) - 7/21-9/18/2011

LOSSES

Lose Five-or-More Consecutive Decisions	Phil Coke (6) - 4/19-6/29/2011
Lose Six-or-More Consecutive Decisions	Phil Coke (6) - 4/19-6/29/2011
Lose Seven-or-More Consecutive Decisions	Armando Galarraga (7) - 5/1-6/13/2009
Lose Eight-or-More Consecutive Decisions	Jeremy Bonderman (9) - 5/10-7/3/2003
Lose Nine-or-More Consecutive Decisions	Jeremy Bonderman (9) - 5/10-7/3/2003
Lose 10-or-More Consecutive Decisions	Mike Moore (10) - 6/29-8/31/1995

COMPLETE GAMES

Complete Game	Justin Verlander - 6/19/2011 at COL
Two-or-More Consecutive Complete Games	Justin Verlander (2) - 6/14-19/2011
Three-or-More Consecutive Complete Games	Jack Morris (3) - 9/2-12/1990
Four-or-More Consecutive Complete Games	Jack Morris (6) - 6/25-7/18/1986
Five-or-More Consecutive Complete Games	Jack Morris (6) - 6/25-7/18/1986

SHUTOUTS

Shutout	Justin Verlander 6/14/2011 vs. CLE
Two-or-More Consecutive Shutouts	Jack Morris (3) - 7/9-18/1986
Three-or-More Consecutive Shutouts	Jack Morris (3) - 7/9-18/1986

SAVES

Save Three-or-More Consecutive Games Played by Team	Jose Valverde (3) - 8/11-13/2011
Save Four-or-More Consecutive Games Played by Team	Todd Jones (4) - 5/1-5/2007
Saves in Five-or-More Consecutive Appearances	Jose Valverde (5) - 8/25-9/7/2011
Saves in Six-or-More Consecutive Appearances	Jose Valverde (10) - 7/24-8/13/2011
Saves in Seven-or-More Consecutive Appearances	Jose Valverde (10) - 7/24-8/13/2011
Saves in Eight-or-More Consecutive Appearances	Jose Valverde (10) - 7/24-8/13/2011
Saves in Nine-or-More Consecutive Appearances	Jose Valverde (10) - 7/24-8/13/2011
Saves in 10-or-More Consecutive Appearances	Jose Valverde (10) - 7/24-8/13/2011
Three-or-More Inning Save	Freddy Dolsi - 5/22/2008 vs. SEA

INNINGS PITCHED

10-or-More Innings Pitched, Starter	Jack Morris (10.0) - 8/14/1989 vs. BAL
Five-or-More Innings Pitched, Reliever	Charlie Furbush (5.0) - 5/27/2011 vs. BOS

HITS ALLOWED

No-Hitter	Justin Verlander - 5/7/2011 at TOR
One-Hitter	Armando Galarraga - 6/2/2010 vs. CLE
13-or-More Hits in a Game	Justin Verlander (13) - 8/11/2006 at CWS
14-or-More Hits in a Game	Nate Comejo (14) - 4/16/2004 at CLE

TIGERS HISTORY



LAST TIME IT HAPPENED IN A GAME

15-or-More Hits in a Game Scott Sanders (16) - 4/14/1998 at TEX
 16-or-More Hits in a Game Scott Sanders (16) - 4/14/1998 at TEX

RUNS ALLOWED

Eight-or-More Runs in a Game Brad Penny (8) - 9/3/2011 vs. CWS
 Nine-or-More Runs in a Game Charlie Furbush (9) - 7/9/2011 at KC
 10-or-More Runs in a Game Max Scherzer (10) - 5/3/2010 at MIN
 11-or-More Runs in a Game Jeremy Bonderman (11) - 7/29/2007 at LAA
 12-or-More Runs in a Game Joe Coleman (12) - 8/18/1974 at OAK
 20-or-More Consecutive Scoreless Innings, Starter Jack Morris (27.0) - 7/9-18/1986
 20-or-More Consecutive Scoreless Innings, Reliever Joaquin Benoit (22.0) - 8/3-9/27/2011

HOME RUNS ALLOWED

Three Home Runs in an Inning Armando Galarraga - 9/27/2010 at CLE (5th)
 Back-to-Back Home Runs Brad Penny - 9/3/2011 vs. CWS (Alejandro De Aza/Brent Morel, 5th)
 Three Consecutive Home Runs Mike Maroth - 5/25/2006 at Kansas City (Tony Graffanino/Angel Berroa/Doug Mientkiewicz, 1st)
 Three-or-More Home Runs in a Game Max Scherzer (3) - 9/15/2011 at OAK
 Four-or-More Home Runs in a Game Max Scherzer (4) - 4/3/2011 at NYY
 Five-or-More Home Runs in a Game Nate Robertson (5) - 8/20/2008 at TEX
 Lead-off Home Run Justin Verlander - 9/24/2011 vs. BAL (Matt Angle)
 Walk-off Home Run Joaquin Benoit - 4/29/2011 at CLE (Carlos Santana, 9th)
 Pinch-Hit Home Run Eddie Bonine - 6/25/2010 at ATL (Brooks Conrad)
 Inside-the-Park Home Run Jose Valverde - 5/29/2011 vs. BOS (David Ortiz)
 Home Run to a Pitcher Kevin Jarvis - 9/2/1997 at ATL (Denny Neagle)

GRAND SLAMS ALLOWED

Grand Slam in a Game Brayan Villarreal - 7/2/2011 vs. SF (Miguel Tejada)
 Two Grand Slams in a Game Daniel Schlereth - 6/28/2011 vs. NYM (Jason Bay/Carlos Beltran)
 Pinch-Hit Grand Slam Kyle Farnsworth - 9/14/2008 at CWS (Dewayne Wise)

WALKS ALLOWED

Eight-or-More Walks in a Game Dontrelle Willis (8) - 6/14/2009 at PIT
 Nine-or-More Walks in a Game Jack Morris (9) - 4/14/1988 vs. TEX
 10-or-more Walks in a Game Joe Coleman (10) - 10/1/1974 vs. BAL
 No Walks Allowed, 20-or-More Consecutive Innings Doug Fister (20.0) - 9/11-26/2011

STRIKEOUTS

10-or-More Strikeouts in a Game Doug Fister (13) - 9/5/2011 at CLE
 11-or-More Strikeouts in a Game Doug Fister (13) - 9/5/2011 at CLE
 12-or-More Strikeouts in a Game Doug Fister (13) - 9/5/2011 at CLE
 13-or-More Strikeouts in a Game Doug Fister (13) - 9/5/2011 at CLE
 14-or-More Strikeouts in a Game Justin Verlander (14) - 6/25/2011 vs. ARI
 15-or-More Strikeouts in a Game Mickey Lolich (15) - 10/2/1972 vs. BOS
 Six-or-More Strikeouts in a Game, Reliever Charlie Furbush (6) - 5/27/2011 vs. BOS
 Consecutive Double-Digit Strikeout Games Justin Verlander (2) - 6/9-14/2011

HIT BY PITCH

Hit Two Batters in an Inning Phil Coke - 7/30/2011 vs. LAA (6th)
 Hit Three-or-More Batters in a Game Justin Verlander (3) - 5/31/2007 at CLE
 Hit Four-or-More Batters in a Game Frank Lary (4) - 7/21/1960 vs. WAS

WILD PITCHES

Two-or-More Wild Pitches in an Inning Rick Porcello (2) - 7/3/2011 vs. SF (5th)
 Three-or-More Wild Pitches in a Game Rick Porcello - 7/3/2011 vs. SF

OPPONENTS INDIVIDUAL PITCHING

HITS ALLOWED

No Hits in a Game Matt Garza - 7/26/2010 at TB
 One Hit in a Game Joe Kennedy - 5/2/2003 vs. TB
 13-or-More Hits in a Game Gavin Floyd (13) - 9/9/2010 vs. CWS
 14-or-More Hits in a Game Mark Buehrle (14) - 7/23/2007 at CWS
 15-or-More Hits in a Game Greg Swindell (17) - 6/5/1988 vs. CLE
 16-or-More Hits in a Game Greg Swindell (17) - 6/5/1988 vs. CLE
 17-or-More Hits in a Game Greg Swindell (17) - 6/5/1988 vs. CLE
 18-or-More Hits in a Game Reggie Cleveland (18) - 9/25/1977 vs. BOS

RUNS ALLOWED

Shutout Edwin Jackson - 7/16/2011 vs. CWS
 Eight-or-More Runs in a Game Jeanmar Gomez (8) - 9/27/2011 vs. CLE
 Nine-or-More Runs in a Game Colby Lewis (9) - 6/6/2011 at TEX
 10-or-More Runs in a Game Joel Pineiro (10) - 4/30/2010 vs. LAA
 11-or-More Runs in a Game Dustin McGowan (12) - 8/21/2005 vs. TOR
 12-or-More Runs in a Game Dustin McGowan (12) - 8/21/2005 vs. TOR

HOME RUNS ALLOWED

Three Home Runs in an Inning Carl Pavano - 9/25/2010 at MIN (4th)
 Back-to-Back Home Runs John Danks - 9/12/2011 at CWS (Jhonny Peralta/Ryan Raburn)
 Three Consecutive Home Runs Eric Milton - 6/24/2001 vs. MIN (Robert Fick/Juan Encarnacion/Shane Halter)
 Three-or-More Home Runs in a Game Josh Tomlin (3) - 8/19/2011 vs. CLE
 Four-or-More Home Runs in a Game Colby Lewis (4) - 6/6/2011 at TEX
 Five-or-More Home Runs in a Game R.A. Dickey (6) - 4/6/2006 at TEX

WALKS ALLOWED

Eight-or-More Walks in a Game Daisuke Matsuzaka (8) - 5/5/2008 vs. BOS
 Nine-or-More Walks in a Game Bobby Witt (10) - 8/15/1992 at TEX
 10-or-More Walks in a Game Bobby Witt (10) - 8/15/1992 at TEX

STRIKEOUTS

10-or-More Batters in a Game John Danks (10) - 7/27/2011 vs. CWS
 11-or-More Batters in a Game Clayton Kershaw (11) - 6/20/2011 at LAD
 12-or-More Batters in a Game Francisco Liriano (12) - 7/28/2006 at MIN

LAST TIME IT HAPPENED IN A GAME



13-or-More Batters in a Game	Randy Johnson (13) - 6/15/2002 at ARI
14-or-More Batters in a Game	Mike Mussina (14) - 7/5/1997 vs. BAL
15-or-More Batters in a Game	David Cone (16) - 6/23/1997 vs. NYY
Six-or-More Strikeouts in a Game, Reliever	Phil Hughes (6) - 7/17/2009 at NYY

CLUB PITCHING

COMPLETE GAMES

Back-to-Back Complete Games	6/21-22/2005 at MIN (Jeremy Bonderman/Nate Robertson)
-----------------------------------	---

SHUTOUTS

Back-to-Back Shutouts	4/23-24/2011 (CWS)
-----------------------------	--------------------

HITS ALLOWED

15-or-More Hits in a Game	16 - 9/20/2011 vs. KC
16-or-More Hits in a Game	16 - 9/20/2011 vs. KC
17-or-More Hits in a Game	17 - 9/1/2011 vs. KC
18-or-More Hits in a Game	18 - 8/29/2011 vs. KC
19-or-More Hits in a Game	20 - 6/29/2011 vs. NYM
20-or-More Hits in a Game	20 - 6/29/2011 vs. NYM
21-or-More Hits in a Game	22 - 8/17/2008 vs. BAL
22-or-More Hits in a Game	22 - 8/17/2008 vs. BAL
23-or-More Hits in a Game	26 - 9/9/2004 vs. KC
24-or-More Hits in a Game	26 - 9/9/2004 vs. KC
25 or More Hits in a Game	26 - 9/9/2004 vs. KC
No Hits in a Game	5/7/2011 at TOR (Justin Verlander)
One Hit in a Game	7/31/2011 vs. LAA (Justin Verlander/Jose Valverde)
Two Hits in a Game	9/25/2009 at CWS (Eddie Bonine/Ryan Perry/Fu-Te Ni/Casey Fien)

RUNS ALLOWED

Five-or-More Runs in an Inning	6 - 9/20/2011 at KC (4th)
15-or-More Runs in a Game	15 - 7/2/2011 vs. SF
16-or-More Runs in a Game	16 - 6/29/2011 vs. NYM
17-or-More Runs in a Game	26 - 9/9/2004 vs. KC
18-or-More Runs in a Game	26 - 9/9/2004 vs. KC
19-or-More Runs in a Game	26 - 9/9/2004 vs. KC
20-or-More Runs in a Game	26 - 9/9/2004 vs. KC

HOME RUNS ALLOWED

Back-to-Back Home Runs	9/3/2011 vs. CWS - Alejandro De Aza/Brent Morel (Brad Penny)
Three Consecutive Home Runs	5/25/2006 at KC - Tony Graffanino/Angel Berroa/Doug Mientkiewicz (Mike Maroth)
Five-or-More Home Runs in a Game	6 - 8/20/2008 at TEX
Walk-Off Home Run	Carlos Santana - 4/29/2011 at CLE (Joaquin Benoit, 9th)
Two Grand Slams in a Game	6/28/2011 vs. NYM (Jason Bay/Carlos Beltran)

WALKS ALLOWED

10-or-More Walks in a Nine-Inning Game	11 - 4/19/2011 at SEA
10-or-More Walks in a Game	11 - 4/19/2011 at SEA
11-or-More Walks in a Game	11 - 4/19/2011 at SEA
12-or-More Walks in a Game	12 - 5/15/2010 vs. BOS (12 inn.)
13-or-More Walks in a Game	15 - 5/8/2004 at TEX (10 inn.)
14-or-More Walks in a Game	15 - 5/8/2004 at TEX (10 inn.)
15-or-More Walks in a Game	15 - 5/8/2004 at TEX (10 inn.)

STRIKEOUTS

14-or-More Strikeouts in a Nine-Inning Game	14 - 6/25/2011 vs. ARI
14-or-More Strikeouts in a Game	17 - 4/30/2011 at CLE (13 inn.)
15-or-More Strikeouts in a Game	17 - 4/30/2011 at CLE (13 inn.)
16-or-More Strikeouts in a Game	17 - 4/30/2011 at CLE (13 inn.)
17-or-More Strikeouts in a Game	17 - 4/30/2011 at CLE (13 inn.)
18-or-More Strikeouts in a Game	18 - 7/29/2009 at TEX
19-or-More Strikeouts in a Game	20 - 6/5/2001 at BOS (18 inn.)
20-or-More Strikeouts in a Game	20 - 6/5/2001 at BOS (18 inn.)

HIT BY PITCH

Three-or-More Batters in a Game	3 - 7/30/2011 vs. LAA
---------------------------------------	-----------------------

PITCHERS BATTING

HOME RUNS

Home Run	Jason Johnson - 6/8/2005 at LA (Jeff Weaver)
Inside-the-Park Home Run	Frank Lary - 4/17/1956 vs. OAK (Alex Kellner)

STOLEN BASES

Stolen Base	Mickey Lolich - 4/14/1970 vs. CLE
Caught Stealing	Joe Coleman - 4/30/1972 vs. CWS

PINCH-HITTING AND PINCH-RUNNING

Pinch-Hit Appearance	Mike Maroth - 6/17/2007 at PHI
Pinch-Run Appearance	Bill Faul - 9/8/1963 at NYY

CLUB FIELDING

ERRORS

Four-or-More Errors in a Game	4 - 5/24/2011 vs. TB
Five-or-More Errors in a Game	5 - 7/8/2007 vs. BOS
Six-or-More Errors in a Game	6 - 9/11/1982 at BOS

DOUBLE AND TRIPLE PLAYS

Five-or-More Double Plays in a Game	5 - 9/26/2009 at CWS
Six-or-More Double Plays in a Game	6 - 4/13/1984 at BOS
Triple Play	8/1/2001 vs. SEA (Damion Easley/Deivi Cruz/Shane Halter)

TIGERS HISTORY



LAST TIME IT HAPPENED IN A GAME

OPPONENTS CLUB FIELDING

ERRORS

Four-or-More Errors in a Game	4 - 10/1/2009 vs. MIN
Five-or-More Errors in a Game	5 - 9/2/2009 vs. CLE
Six-or-More Errors in a Game	6 - 10/1/1989 at NYY

TRIPLE PLAYS

Triple Play	5/20/2009 vs. TEX (Ian Kinsler/Elvis Andrus)
-------------	--

CLUB MISCELLANEOUS

WINS

Eight-or-More Consecutive Wins	12 - 9/2-14/2011
Nine-or-More Consecutive Wins	12 - 9/2-14/2011
10-or-More Consecutive Wins	12 - 9/2-14/2011
Eight-or-More Consecutive Wins, Home	9 - 6/2-18/2010
Nine-or-More Consecutive Wins, Home	9 - 6/2-18/2010
10-or-More Consecutive Wins, Home	10 - 6/15-7/15/2006
Eight-or-More Consecutive Wins, Road	8 - 5/10-25/2006
Nine-or-More Consecutive Wins, Road	17 - 4/3-5/24/1984
10-or-More Consecutive Wins, Road	17 - 4/3-5/24/1984

LOSSES

Eight-or-More Consecutive Losses	8 - 9/16-23/2005
Nine-or-More Consecutive Losses	9 - 9/1-9/2005
10-or-More Consecutive Losses	10 - 9/13-22/2003
Eight-or-More Consecutive Losses, Home	9 - 8/8-23/2003
Nine-or-More Consecutive Losses, Home	9 - 8/8-23/2003
10-or-More Consecutive Losses, Home	10 - 7/28/-8/12/1998
Eight-or-More Consecutive Losses, Road	10 - 6/27-7/29/2010
Nine-or-More Consecutive Losses, Road	10 - 6/27-7/29/2010
10-or-More Consecutive Losses, Road	10 - 6/27-7/29/2010

DOUBLEHEADERS

Win Both Games, Home	7/13/2002 vs. CWS
Win Both Games, Road	8/14/2005 at KC
Lose Both Games, Home	8/7/1998 vs. SEA
Lose Both Games, Road	10/1/2010 at BAL
Split, Home	8/3/2010 vs. CWS
Split, Road	9/30/2004 at TB
Day-Night Doubleheader	5/29/2011 vs. BOS

EXTRA-INNING GAMES

Back-to-Back Extra-Inning Games	9/1-3/2010 (MIN, MIN, KC)
Three Consecutive Extra-Inning Games	9/1-3/2010 (MIN, MIN, KC)
Win Back-to-Back Extra-Inning Games	9/2-3/2010 (MIN, KC)
Lose Back-to-Back Extra-Inning Games	8/3-5/2008 (TB, CWS)
15-or-More Innings	16 - 7/3/2009 at MIN
16-or-More Innings	16 - 7/3/2009 at MIN
17-or-More Innings	17 - 6/1/2003 vs. NYY
18-or-More Innings	19 - 4/27/1984 vs. CLE
19-or-More Innings	19 - 4/27/1984 vs. CLE
20-or-More Innings	22 - 6/24/1962 vs. NYY
21-or-More Innings	22 - 6/24/1962 vs. NYY
22-or-More Innings	22 - 6/24/1962 vs. NYY

ONE-RUN GAMES

Three-or-More Consecutive One-Run Games	3 - 8/11-13/2011 (CLE, BAL, BAL)
Four-or-More Consecutive One-Run Games	4 - 8/5-9/2011 (KC, KC, KC, CLE)
Five-or-More Consecutive One-Run Games	5 - 8/10-15/2005 (TOR, KC, KC, BOS, BOS)
Win Three-or-More Consecutive One-Run Games	3 - 8/11-13/2011 (CLE, BAL, BAL)
Lose Three-or-More Consecutive One-Run Games	3 - 7/10-12/2008 (MIN, MIN, MIN)
Win 1-0 Game	8/14/2009 vs. KC
Lose 1-0 Game	7/5/2011 at LAA

COMEBACKS/LEADS LOST

Comeback to Win, Trailing by Five Runs-or-More	7 - 9/3/2011 vs. CWS (Trailed 8-1 in 5th inn., Won 9-8)
Lose After Leading by Five Runs-or-More	5 - 5/14/2009 at MIN (Lead 5-0 after 6 inn., Lost 6-5 in 9 inn.)


TIGERS ROOKIES PILING UP THE HITS

Tigers rookies combined for 521 hits during the 2010 season, marking the second-highest hit total by club rookies in Tigers history. The following is a list of the top rookie hit totals in club history:

Year	Hits
1929	590
2010	521
1954	477
1943	444
1961	442
1921	437
1922	437

Courtesy of STATS LLC

TIGERS RECORDS





TIGERS RECORD BOOK

INDIVIDUAL BATTING

BATTING AVERAGE

Highest Average, Career (Min. 2000 AB).....	369	Ty Cobb	1905-26
Highest Average by Righthander, Season	403	Harry Heilmann	1923
Highest Average by Lefthander, Season	420	Ty Cobb	1911
Highest Average by Switchhitter, Season	330	Victor Martinez	2011
Highest Average by Rookie, Season	343	Dale Alexander	1929

GAMES PLAYED

Most Games Played, Career	2,834	Al Kaline	1953-74
Most Games Played, Season	163	Rocky Colavito	1961
Most Consecutive Games Played	511	Charlie Gehringer	9/3/1927-5/7/1931
Most Games Played, Rookie	162	Jake Wood	1961
Most Seasons with Tigers	22	Ty Cobb	1905-26
		Al Kaline	1953-74

AT-BATS

Most At-Bats, Career	10,586	Ty Cobb	1905-26
Most At-Bats by Righthander, Season	679	Harvey Kuenn	1953
Most At-Bats by Lefthander, Season	643	Lou Whitaker	1983
Most At-Bats by Switchhitter, Season	615	Tito Fuentes	1977
Most At-Bats by Rookie, Season	679	Harvey Kuenn	1953
Most At-Bats, No Hits, Doubleheader	13	Brian Hunter (26 inn.)	7/20/1998 at NYY

RUNS SCORED

Most Runs, Career	2,087	Ty Cobb	1905-26
Most Runs, Season	147	Ty Cobb	1911
Most Runs by Rookie, Season	128	Roy Johnson	1929
Most Runs, Nine-Inning Game	5	Many players	(last, Carlos Guillen, 7/21/2008 at KC)

HITS

Most Hits, Career	3,902	Ty Cobb	1905-26
Most Hits by Pinch-Hitter, Career	107	Gates Brown	1963-75
Most Hits by Righthander, Season	237	Harry Heilmann	1921
Most Hits by Lefthander, Season	248	Ty Cobb	1911
Most Hits by Switchhitter, Season	190	Tito Fuentes	1977
Most Hits by Rookie, Season	215	Dale Alexander	1929
Most Hits by Pinch-Hitter, Season	19	Bob Fothergill	1929
Most Hits by Righthanded Pinch-Hitter, Season	19	Bob Fothergill	1929
Most Hits by Lefthanded Pinch-Hitter, Season	18	Gates Brown	1968
Most Hits by Switch-Hitting Pinch-Hitter, Season	12	Johnny Neun	1926
Most Hits, Nine-Inning Game	6	Bill Nance	7/13/1901 at CLE
		Ty Cobb	5/5/1925 at STL
		George Kell	9/20/1946 at CLE
		Damion Easley	8/8/2001 at TEX
		Carlos Pena	5/27/2004 at KC
Most Hits, Extra-Inning Game	7	Rocky Colavito	6/24/1962 vs. NYY (22 inn.)
		Cesar Gutierrez	6/21/1970 at CLE (12 inn.)
Most Consecutive Hits, Season	12	Walt Dropo (0 BB)	7/14-7/15/1952
Longest Hitting Streak, Season	40	Ty Cobb	1911

EXTRA-BASE HITS

Most Extra-Base Hits, Career	1,062	Ty Cobb	1905-26
Most Extra-Base Hits by Righthander, Season	103	Hank Greenberg	1937
Most Extra-Base Hits by Lefthander, Season	87	Charlie Gehringer	1936
Most Extra-Base Hits by Switchhitter, Season	71	Tony Clark	1998
Most Extra-Base Hits by Rookie, Season	83	Dale Alexander	1929
Most Extra-Base Hits, Game	4	Many players	(last, Ivan Rodriguez, 4/5/2006 at KC)
Most Extra-Base Hits, Inning	2	Many players	(last, Magglio Ordonez, 8/12/2007 vs. OAK)

TOTAL BASES

Most Total Bases, Career	5,472	Ty Cobb	1905-26
Most Total Bases by Righthander, Season	397	Hank Greenberg	1937
Most Total Bases by Lefthander, Season	367	Ty Cobb	1911
Most Total Bases by Switchhitter, Season	314	Tony Clark	1998
Most Total Bases by Rookie, Season	363	Dale Alexander	1929
Most Total Bases, Game	16	Ty Cobb	5/5/1925 at STL
Most Total Bases, Inning	8	Al Kaline	4/17/1955 vs. KC
		Magglio Ordonez	8/12/2007 vs. OAK

SINGLES

Most Singles, Career	2,840	Ty Cobb	1905-26
Most Singles by Righthander, Season	167	Harvey Kuenn	1953
Most Singles by Lefthander, Season	169	Ty Cobb	1911
Most Singles by Switchhitter, Season	156	Tito Fuentes	1977
Most Singles by Rookie, Season	167	Harvey Kuenn	1953

DOUBLES

Most Doubles, Career	665	Ty Cobb	1905-26
Most Doubles by Righthander, Season	63	Hank Greenberg	1934
Most Doubles by Lefthander, Season	60	Charlie Gehringer	1936
Most Doubles by Switchhitter, Season	42	Billy Rogell	1933
Most Doubles by Rookie, Season	45	Roy Johnson	1929
Most Doubles, Game	4	Pop Dillon	4/25/1901 vs. MIL
		Billy Bruton	5/19/1963 at WAS
Most Consecutive Doubles, Game	4	Billy Bruton	5/19/1963 at WAS
Most Doubles, Inning	2	Pop Dillon	4/25/1901 vs. MIL
		Tony Clark	8/22/1997 at MIL
		Robert Fick	5/29/2002 at CLE

TIGERS RECORD BOOK



TRIPLES

Most Triples, Career	286	Ty Cobb	1905-26
Most Triples by Righthander, Season	16	Harry Heilmann	1924
		Hank Greenberg	1935
Most Triples by Lefthander, Season	26	Sam Crawford	1914
Most Triples by Switchhitter, Season	14	Billy Lush	1903
		Lu Blue	1926
Most Triples by Rookie, Season	17	Charlie Gehringer	1926
Most Triples, Game	3	Charlie Gehringer	8/5/1929 at WAS

HOME RUNS

Most Home Runs, Career	399	Al Kaline	1953-74
Most Home Runs by Righthander, Season	58	Hank Greenberg	1938
Most Home Runs by Lefthander, Season	41	Norm Cash	1961
Most Home Runs by Switchhitter, Season	34	Tony Clark	1998
Most Home Runs by Rookie, Season	35	Rudy York	1937
Most Home Runs by Pinch-Hitter, Career	16	Gates Brown	1963-75
Most Home Runs by Pinch-Hitter, Season	3	11 times	(last, Larry Herndon, 1986)
Most Home Runs, Game	3	21 times	(last, Miguel Cabrera, 5/28/2010 vs. OAK)
Most Lead-Off Home Runs, Career	24	Curtis Granderson	2004-09
Most Lead-Off Home Runs, Season	7	Curtis Granderson	2007
		Curtis Granderson	2009
Most Inside-the-Park Home Runs, Career	47	Ty Cobb	1905-26
Most Inside-the-Park Home Runs, Season	9	Ty Cobb	1909
Most Home Runs at Home, Season	39	Hank Greenberg	1938
Most Home Runs on the Road, Season	27	Rocky Colavito	1961
Most Home Runs, Month	18	Rudy York	8/1937
Most Home Runs in April	10	Cecil Fielder	1996
		Chris Shelton	2006
Most Home Runs in May	12	Willie Horton	1968
Most Home Runs in June	14	Norm Cash	1961
Most Home Runs in July	15	Hank Greenberg	1938
Most Home Runs in August	18	Rudy York	1937
Most Home Runs in September	16	Hank Greenberg	1946
Most Games, Switch-Hitting Home Runs, Season	3	Tony Clark	1998
Most Home Runs, Opening Day	3	Dmitri Young	4/4/2005 vs. KC
Most Home Runs, Doubleheader	4	Charlie Maxwell	5/3/1959 vs. NYY
		Rocky Colavito	8/27/1961 at WAS
Most Home Runs, Inning	2	Al Kaline	4/17/1955 vs. KC (6th)
		Magglio Ordonez	8/12/2007 vs. OAK (2nd)
Most Consecutive Home Runs, Two Games	4	Hank Greenberg	7/26-7/27/1938 vs. WAS
		Charlie Maxwell	5/3/1959 vs. NYY (DH)
		Larry Herndon	5/16-5/18/1982 vs. MIN, vs. OAK
		Bobby Higginson	6/30-7/1/1997 vs. NYM
Most Consecutive Games with a Home Run	5	Rudy York	1937
		Hank Greenberg	1940
		Vic Wertz	1950
		Willie Horton	1969
		Marcus Thames	2008
Most Home Runs, Consecutive Games	5	Ty Cobb	5/5-5/6/1925 at STL
Most Extra-Inning Home Runs, Career	9	Lance Parrish	1977-86
Most Extra-Inning Home Runs, Season	5	Charlie Maxwell	1960
Youngest Player to Hit a Home Run	18 years, 279 days	Ty Cobb	9/23/1905
Oldest Player to Hit a Home Run	42 years, 51 days	Doc Cramer	9/11/1947

GRAND SLAMS

Most Grand Slams, Career	10	Hank Greenberg	1930-46
		Rudy York	1934-45
		Cecil Fielder	1990-96
Most Grand Slams, Season	4	Rudy York	1938
		Jim Northrup	1968
Most Grand Slams, Month	3	Rudy York	5/1938
		Hank Greenberg	6/1968
Most Grand Slams, Week	3	Jim Northrup	6/24-6/29/1968
Most Grand Slams, Game	2	Jim Northrup	6/24/1968 at CLE

RUNS BATTED IN

Most RBI, Career	1,828	Ty Cobb	1905-26
Most RBI by Righthander, Season	183	Hank Greenberg	1937
Most RBI by Lefthander, Season	144	Ty Cobb	1911
Most RBI by Switchhitter, Season	117	Tony Clark	1997
Most RBI by Rookie, Season	137	Dale Alexander	1929
Most RBI in a Month	50	Rudy York	8/1937
Most RBI in April	27	Tony Clark	1997
Most RBI in May	43	Ty Cobb	1925
Most RBI in June	47	Hank Greenberg	1935
Most RBI in July	41	Bob Fothergill	1927
Most RBI in August	50	Rudy York	1937
Most RBI in September	39	Rudy York	1940
		Hank Greenberg	1946
Most RBI Prior to the All-Star Break	103	Hank Greenberg	1935
Most RBI After the All-Star Break	110	Hank Greenberg	1937
Most Consecutive Games with an RBI	12	Mickey Cochrane	1934
		Rudy York	1940



TIGERS RECORD BOOK

Most RBI, Game.....	8	Harry Heilmann.....	7/26/1928 vs. NYY
		Jim Northrup.....	6/24/1968 at CLE
		Jim Northrup.....	7/11/1973 vs. TEX

SACRIFICES

Most Sacrifice Hits, Career.....	327	Donie Bush.....	1908-21
Most Sacrifice Hits by Righthander, Season.....	43	Germany Schaefer.....	1908
Most Sacrifice Hits by Lefthander, Season.....	36	Bobby Veach.....	1922
Most Sacrifice Hits by Switchhitter, Season.....	52	Donie Bush.....	1909
Most Sacrifice Hits by Rookie, Season.....	52	Donie Bush.....	1909
Most Sacrifice Flies, Career.....	104	Al Kaline.....	1953-74
Most Sacrifice Flies by Righthander, Season.....	13	Lance Parrish.....	1983
		Travis Fryman.....	1994
Most Sacrifice Flies by Lefthander, Season.....	11	Rusty Staub.....	1976, 1978
Most Sacrifice Flies by Switchhitter, Season.....	8	Carlos Guillen.....	2007
Most Sacrifice Flies by Rookie, Season.....	8	Lou Whitaker.....	1978

HIT BY PITCH

Most Hit by Pitch, Career.....	114	Bill Freehan.....	1961-76
Most Hit by Pitch by Righthander, Season.....	24	Bill Freehan.....	1968
Most Hit by Pitch by Lefthander, Season.....	17	Heinie Manush.....	1923
Most Hit by Pitch by Switchhitter, Season.....	11	Dmitri Young.....	2003
Most Hit by Pitch by Rookie, Season.....	17	Heinie Manush.....	1923
Most Hit by Pitch, Game.....	3	Bill Freehan.....	8/16/1968 at BOS
		Damion Easley.....	5/31/1999 at BOS
		Damion Easley.....	7/16/2002 vs. BOS

WALKS

Most Walks, Career.....	1,277	Al Kaline.....	1953-74
Most Walks by Righthander, Season.....	135	Eddie Yost.....	1959
Most Walks by Lefthander, Season.....	124	Norm Cash.....	1961
Most Walks by Switchhitter, Season.....	137	Roy Cullenbine.....	1947
Most Walks by Rookie, Season.....	103	Lu Blue.....	1921
Most Consecutive Walks.....	7	Billy Rogell.....	8/17-8/19/1938
Most Consecutive Games, One-or-More Walks.....	22	Roy Cullenbine.....	7/2-7/22/47
Most Walks, Nine-Inning Game.....	5	Kid Elberfeld.....	8/1/1902 vs. WAS
		Jo-Jo White.....	4/18/1935 vs. CWS
		Billy Rogell.....	8/18/1938 vs. CWS
Most Intentional Walks, Career.....	133	Al Kaline.....	1953-74
Most Intentional Walks, Season.....	32	Miguel Cabrera.....	2010
Most Intentional Walks, Game.....	3	Bill Freehan.....	6/2/1971 at MIN
		Miguel Cabrera.....	8/15/2010 at CWS

STRIKEOUTS

Most Strikeouts, Career.....	1,183	Brandon Inge.....	2001-11
Most Strikeouts by Righthander, Season.....	182	Cecil Fielder.....	1990
Most Strikeouts by Lefthander, Season.....	174	Curtis Granderson.....	2006
Most Strikeouts by Switchhitter, Season.....	158	Melvin Nieves.....	1996
Most Strikeouts by Rookie, Season.....	170	Austin Jackson.....	2010
Fewest Strikeouts, Season.....	13	George Cutshaw.....	1922
		Charlie Gehringer.....	1936
		Doc Cramer.....	1943
		George Kell.....	1949
		Harvey Kuenn.....	1954
Most Strikeouts, Nine-Inning Game.....	5	Chet Laabs.....	10/2/1938 at CLE
		Danny Bautista.....	5/28/1995 vs. CWS
		Craig Monroe.....	6/14/2007 vs. MIL

GROUNDING INTO DOUBLE PLAYS

Most Grounding into DP, Career.....	271	Al Kaline.....	1953-74
Most Grounding into DP by Righthander, Season.....	29	Jimmy Bloodworth.....	1943
Most Grounding into DP by Lefthander, Season.....	27	Rusty Staub.....	1977
Most Grounding into DP by Switchhitter, Season.....	20	Victor Martinez.....	2011
Most Grounding into DP by Rookie, Season.....	23	Dick Wakefield.....	1943
		Sam Vico.....	1948
Fewest Grounding into DP, Season.....	0	Dick McAuliffe.....	1968
Most Grounding into DP, Nine-Inning Game.....	4	Goose Goslin.....	4/28/1934 vs. CLE

SLUGGING PERCENTAGE

Highest Slugging Percentage, Career.....	.616	Hank Greenberg.....	1930-46
Highest Slugging Percentage by Righthander, Season.....	.683	Hank Greenberg.....	1938
Highest Slugging Percentage by Lefthander, Season.....	.662	Norm Cash.....	1961
Highest Slugging Percentage by Switchhitter, Season.....	.542	Carlos Guillen.....	2004
Highest Slugging Percentage by Rookie, Season.....	.580	Dale Alexander.....	1929

ON-BASE PERCENTAGE

Highest On-Base Percentage, Career.....	.434	Ty Cobb.....	1905-26
Highest On-Base Percentage by Righthander, Season.....	.481	Harry Heilmann.....	1923
Highest On-Base Percentage by Lefthander, Season.....	.487	Norm Cash.....	1961
Highest On-Base Percentage by Switchhitter, Season.....	.443	Tony Phillips.....	1993
Highest On-Base Percentage by Rookie, Season.....	.416	Lu Blue.....	1921

CLUB BATTING

BATTING AVERAGE

Highest Average, Season.....	.316		1921
Most Players Batting .300 or Over, Season (Min. 400 AB).....	5		1921, 1922, 1929, 1934
Lowest Average, Season.....	.231		1904

TIGERS RECORD BOOK



AT-BATS

Most At-Bats, Season	5,757	2007
Fewest At-Bats, Season	3,600	1981
Fewest At-Bats, Nine-Inning Game	19	9/4/1919 vs. STL

RUNS SCORED

Most Runs, Season	958	1934
Fewest Runs, Season	427	1981
Most Runs, Month	223	8/1937
Most Runs, April	169	1993
Most Runs, May	216	1921
Most Runs, June	215	1935
Most Runs, July	214	1927
Most Runs, August	223	1937
Most Runs, September	189	1923
Most Runs, September/October	253	1923
Most Runs, Game	21	9/15/1901 vs. CLE (8 inn.) 7/17/1908 at PHI 7/25/1920 vs. STL 7/1/1936 at CWS
Most Runs, Extra-Inning Game	16	9/14/1998 vs. CWS (12 inn.)
Most Runs, Doubleheader	36	8/14/1937; 16-1, 20-7 vs. STL
Most Runs, Shutout Game	21	9/15/1901 vs. CLE (8 inn.)
Most Runs by Tigers in a Loss, Nine-Inning Game	15	9/9/1921 at CWS
Most Runs by Tigers in a Loss, Extra-Inning Game	16	9/14/1998 vs. CWS (12 inn.)
Most Runs by Both Clubs, Game	35	9/9/1921; DET 15 at CWS 20 4/24/1996; DET 11 vs. MIN 24
Most Runs, Inning	13	6/17/1925 at NYY (6th) 8/8/2001 at TEX (9th) 6/17/1925 at NYY (6th)
Most Runs, Start of an Inning, None Out	11	6/17/1925 at NYY (6th)

HITS

Most Hits, Season	1,724	1921
Fewest Hits, Season	922	1981
Most Players with 200 or More Hits, Season	4	1937
Most Games Held Hitless, Season	2	1967, 1973
Most Hits, Nine-Inning Game	27	9/29/1928 vs. NYY 5/27/2004 at KC
Most Hits by Both Clubs, Nine-Inning Game	44	9/29/1928; DET 27 vs. NYY 17
Most Hits by Pinch-Hitters, Game	4	4/22/1953 vs. CWS
Most Consecutive Hits, Game	10	9/20/1983 vs. BAL (1st, 1BB)
Fewest Hits, Game	0	13 times (last, 7/26/2010 at TB)
Most Players with Four-or-More Hits, Nine-Inning Game	3	many times (last, 5/27/2004 at KC)

EXTRA-BASE HITS

Most Extra-Base Hits, Season	579	2007
Fewest Extra-Base Hits, Season	210	1918

TOTAL BASES

Most Total Bases, Season	2,635	2007
Fewest Total Bases, Season	1,323	1981

SINGLES

Most Singles, Season	1,298	1921
Fewest Singles, Season	646	1994
Most Singles, Game	21	9/29/1928 vs. NYY

DOUBLES

Most Doubles, Season	352	2007
Fewest Doubles, Season	141	1902, 1918
Most Doubles, Game	11	7/14/1934 vs. NYY

TRIPLES

Most Triples, Season	101	1913
Fewest Triples, Season	16	1992
Most Triples, Game	6	6/17/1922 vs. NYY

HOME RUNS

Most Home Runs, Season	225	1987
Fewest Home Runs, Season	10	1906
Most Home Runs, April	41	1996
Most Home Runs, May	44	1962, 1994
Most Home Runs, June	48	1987
Most Home Runs, July	45	1973
Most Home Runs, August	49	1937
Most Home Runs, September	45	1999
Most Home Runs at Home, Season	125	1987
Most Home Runs on the Road, Season	122	2006
Most Lead Off Home Runs, Season	8	2007, 2009
Most Extra-Inning Home Runs, Season	7	1960, 1966, 1984
Most Inside-the-Park Home Runs, Season	17	1901, 1909
Most Home Runs by Pinch-Hitters, Season	8	1971
Most Home Runs by Pitchers, Season	8	1957
Most Players with 40 or More Home Runs, Season	2	1961
Most Home Runs, Game	8	twice (last, 6/18/2006 at CHC)
Most Home Runs by Both Clubs, Game	12	twice (last, 7/2/2002; DET 6 at CWS 6)
Most Home Runs, Start of Game	2	8/5/1986 vs. CLE 6/3/2002 vs. BOS 9/28/2004 vs. CWS

Most Consecutive Games with a Home Run	25	5/25-6/19/1994
--	----	----------------



TIGERS RECORD BOOK

Most Home Runs, Two Consecutive Games.....	12.....	4/5-4/6/2006
Most Home Runs, Three Consecutive Games.....	15.....	4/3-4/6/2006
Most Home Runs, Inning.....	4.....	6/23/1950 vs. NYY (4th) 7/29/1974 at CLE (1st) 9/10/1986 vs. MIL (4th)
Most Home Runs by Both Clubs, Inning.....	5.....	6/23/1950; DET 4 vs. NYY 1
Most Consecutive Home Runs, Inning.....	3.....	12 times (last, 6/24/2001 vs. MIN)

GRAND SLAMS

Most Grand Slams, Season.....	10.....	1938
Most Grand Slams, Game.....	2.....	6/11/1954 at PHI 6/24/1968 at CLE 5/15/2009 vs. OAK
Most Grand Slams, Inning.....	1.....	Many times

RUNS BATTED IN

Most RBI, Season.....	873.....	1937
Fewest RBI, Season.....	390.....	1918

SACRIFICES

Most Sacrifice Hits, Season.....	257.....	1923
Fewest Sacrifice Hits, Season.....	16.....	1998
Most Sacrifice Hits, Game.....	5.....	6/22/1957 at BAL 5/13/1960 vs. KC 7/6/1992 vs. SEA
Most Sacrifice Hits, Inning.....	3.....	7/12/1970 vs. BAL (2nd)
Most Sacrifice Flies, Season (since 1954).....	59.....	1983
Fewest Sacrifice Flies, Season (since 1954).....	30.....	1957
Most Sacrifice Flies, Game.....	4.....	6/10/1985 vs. BAL

HIT BY PITCH

Most Hit by Pitch, Season.....	82.....	1999
Fewest Hit by Pitch, Season.....	9.....	1945
Most Hit by Pitch, Game (since 1954).....	5.....	8/11/1965 vs. KC

WALKS

Most Walks, Season.....	765.....	1993
Fewest Walks, Season.....	292.....	1903
Most Intentional Walks, Season (since 1954).....	70.....	1971
Fewest Intentional Walks, Season (since 1954).....	19.....	1999
Most Walks, Nine-Inning Game.....	18.....	5/9/1916 at PHI
Most Intentional Walks, Nine-Inning Game (since 1954).....	4.....	six times, last, 8/15/2010 at CWS

STRIKEOUTS

Most Strikeouts, Season.....	1,268.....	1996
Fewest Strikeouts, Season.....	287.....	1902
Most Strikeouts, Nine-Inning Game.....	20.....	9/18/1996 vs. BOS
Most Strikeouts, Extra-Inning Game.....	21.....	9/18/1966 vs. CLE (10 inn.), 8/8/1991 vs. TOR (14 inn.)
Most Strikeouts, Inning.....	4.....	5/14/1994 at CLE (9th) 7/21/1997 vs. CWS (7th) 8/15/1999 vs. ANA (1st) 8/25/2011 at TB (3rd)
Most Strikeouts by Pinch-Hitters, Nine-Inning Game.....	5.....	9/8/1979 vs. NYY

GROUNDING INTO DOUBLE PLAYS

Most Grounding into DP, Season.....	164.....	1949
Fewest Grounding into DP, Season.....	81.....	1985

SLUGGING PERCENTAGE

Highest Slugging Percentage, Season.....	.458.....	2007
Lowest Slugging Percentage, Season.....	.292.....	1904

ON-BASE PERCENTAGE

Highest On-Base Percentage, Season.....	.385.....	1921
Lowest On-Base Percentage, Season.....	.282.....	1904

INDIVIDUAL BASERUNNING

STOLEN BASES

Most Stolen Bases, Career.....	865.....	Ty Cobb.....	1905-26
Most Stolen Bases, Season.....	96.....	Ty Cobb.....	1915
Most Stolen Bases by Rookie, Season.....	53.....	Donie Bush.....	1909
Most Consecutive Stolen Bases, No Caught Stealing.....	27.....	Ron LeFlore.....	1978
Most Stolen Bases, Game.....	5.....	Johnny Neun.....	7/29/1927 at WAS

STEALS OF HOME

Most Times Stole Home, Career.....	50.....	Ty Cobb.....	1905-26
Most Times Stole Home, Season.....	8.....	Ty Cobb.....	1912

CAUGHT STEALING

Most Caught Stealing, Season.....	38.....	Ty Cobb.....	1915
Most Caught Stealing by Rookie, Season.....	17.....	Lu Blue.....	1921

CLUB BASERUNNING

STOLEN BASES

Most Stolen Bases, Season.....	280.....	1909
Fewest Stolen Bases, Season.....	17.....	1972
Most Players with 20 or More Stolen Bases, Season.....	6.....	1906, 1910, 1911, 1914

CAUGHT STEALING

Most Caught Stealing, Season.....	154.....	1914
Fewest Caught Stealing, Season.....	17.....	1959
Most Caught Stealing, Inning.....	3.....	8/3/1914 vs. NYY (2nd)

TIGERS RECORD BOOK



LEFT ON BASE

Most Left On Base, Season	1,266	1924
Fewest Left On Base, Season	1,025	1972

INDIVIDUAL PITCHING

GAMES WON

Most Games Won, Career	222	Hooks Dauss	1912-26
Most Games Won by Righthander, Season	31	Denny McLain	1968
Most Games Won by Lefthander, Season	29	Hal Newhouser	1944
Most Games Won as Relief Pitcher, Season	17	John Hiller	1974
Most Games Won by Rookie, Season	24	Ed Summers	1908
Most Games Won by Rookie in Relief, Season	11	Mike Henneman	1987
Most Years Winning 20-or-More Games	5	George Mullin	1902-13
Most Consecutive Games Won, Season	16	Schoolboy Rowe	6/15-8/26/1934
Most Consecutive Starts Won, Season	12	Justin Verlander	7/21-9/18/2011
Most Consecutive Home Wins, Start of Season	9	Brian Moehler	4/19-7/16/1998

GAMES LOST

Most Games Lost, Career	182	Hooks Dauss	1912-26
Most Games Lost by Righthander, Season	23	George Mullin	1904
Most Games Lost by Lefthander, Season	21	Mickey Lolich	1974
		Mike Maroth	2003
Most Games Lost as Reliever, Season	14	John Hiller	1974
Most Games Lost by Rookie, Season	19	Jeremy Bonderman	2003
Most Games Lost by Rookie Reliever, Season	5 (six times)	last, Freddy Dolsi	2008
Most Consecutive Games Lost, Season	10	Mickey Lolich	5/23-7/23/1967
		Mike Moore	6/29-8/31/1995

WINNING PERCENTAGE

Highest Winning Percentage, Career (min. 100 decisions)654	Denny McLain (117-62)	1963-70
Highest Winning Percentage by Righthander, Season862	Wild Bill Donovan (25-4)	1907
Highest Winning Percentage by Lefthander, Season763	Hal Newhouser (29-9)	1944
Highest Winning Percentage by Rookie, Season733	George Gill (11-4)	1937
		Eric King (11-4)	1986

EARNED RUN AVERAGE

Lowest ERA by Righthander, Season	1.64	Ed Summers	1908
Lowest ERA by Lefthander, Season	1.71	Ed Killian	1909
Lowest ERA by Rookie, Season	1.64	Ed Summers	1908

GAMES PITCHED

Most Games Pitched, Career	545	John Hiller	1965-70, 1972-80
Most Seasons as a Tigers Pitcher	16	Tommy Bridges	1930-43, 1945-46
Most Games Pitched by Righthander, Season	75	Jose Valverde	2011
Most Games Pitched by Lefthander, Season	88	Mike Myers	1997
		Sean Runyan	1998
Most Games Pitched by Rookie, Season	88	Sean Runyan	1998

GAMES STARTED

Most Games Started, Career	459	Mickey Lolich	1963-75
Most Games Started by Righthander, Season	44	George Mullin	1904
Most Games Started by Lefthander, Season	45	Mickey Lolich	1971
Most Games Started by Rookie, Season	37	Herm Pilette	1922
Most Games Started, None Complete, Season	34	Mike Maroth	2005
		Jeremy Bonderman	2006
Most Consecutive Games Started, No Victories	17	Adam Bernero	6/15/2002-5/25/2003

COMPLETE GAMES

Most Complete Games, Career	336	George Mullin	1902-13
Most Complete Games by Righthander, Season	42	George Mullin	1904
Most Complete Games by Lefthander, Season	33	Ed Killian	1905
Most Complete Games by Rookie, Season	35	Roscoe Miller	1901

SHUTOUTS

Most Shutouts, Career	39	Mickey Lolich	1963-75
Most Shutouts Losses, Career	36	Mickey Lolich	1963-75
Most Shutouts by Righthander, Season	9	Denny McLain	1969
Most Shutouts by Lefthander, Season	8	Ed Killian	1905
		Hal Newhouser	1945
Most Shutouts by Rookie, Season	5	Ed Summers	1908
Most Shutout Losses, Season	7	Wild Bill Donovan	1903
		Mickey Lolich	1975
Longest Shutout	18 inn.	Ed Summers	7/16/1909 vs. WAS (0-0 tie)

SAVES (Since 1969)

Most Saves, Career	235	Todd Jones	1997-2001, 2006-08
Most Saves by Righthander, Season	49	Jose Valverde	2011
Most Saves by Lefthander, Season	38	John Hiller	1973
Most Saves by Rookie, Season	14	Chuck Seelbach	1972
Most Saves, Consecutive, Season	49	Jose Valverde	4/3-9/28/2011
Most Consecutive Appearances with a Save	10	John Hiller	6/26-7/10/1973
		Todd Jones	5/10-5/27/2006
		Jose Valverde	7/24-8/13/2011

INNINGS PITCHED

Most Innings Pitched, Career	3,394.0	George Mullin	1902-13
Most Innings Pitched by Righthander, Season	382.1	George Mullin	1904
Most Innings Pitched by Lefthander, Season	376.0	Mickey Lolich	1971
Most Innings Pitched by Rookie, Season	332.0	Roscoe Miller	1901

TIGERS RECORDS



TIGERS RECORD BOOK

HITS ALLOWED

Most Hits Allowed, Career	3,407	Hooks Daus	1912-26
Most Hits Allowed by Righthander, Season	346	George Mullin	1907
Most Hits Allowed by Lefthander, Season	336	Mickey Lolich	1971
Most Hits Allowed by Rookie, Season	339	Roscoe Miller	1901
Most Hits Allowed, Game	26	Aloysius Travers	5/18/1912 at PHI

RUNS ALLOWED

Most Runs Allowed, Career	1,594	Hooks Daus	1912-26
Most Runs Allowed by Righthander, Season	168	Roscoe Miller	1901
Most Runs Allowed by Lefthander, Season	166	Ed Siever	1901
Most Runs Allowed by Rookie, Season	168	Roscoe Miller	1901
Most Runs Allowed, Game	24	Aloysius Travers	5/18/1912 at PHI
Most Runs Allowed, Inning	11	Vic Sorrell	7/26/1928 vs. NYY (12th)

EARNED RUNS ALLOWED

Most Earned Runs Allowed, Career	1,289	Mickey Lolich	1963-75
Most Earned Runs Allowed by Righthander, Season	137	Joe Coleman	1974
Most Earned Runs Allowed by Lefthander, Season	142	Mickey Lolich	1974
Most Earned Runs Allowed by Rookie, Season	109	Roscoe Miller	1901

SINGLES ALLOWED

Most Singles Allowed, Inning	10	Elden Auker	9/29/1935 at CWS (2nd)
------------------------------	----	-------------	------------------------

DOUBLES ALLOWED

Most Doubles Allowed, Game	8	Edward LaFitte	10/8/1911 at STL
----------------------------	---	----------------	------------------

TRIPLES ALLOWED

Most Triples Allowed, Game	6	Aloysius Travers	5/18/1912 at PHI
Most Triples Allowed, Inning	4	Firpo Marberry	5/6/1934 at BOS (4th)

HOME RUNS ALLOWED

Most Home Runs Allowed, Career	329	Mickey Lolich	1963-75
Most Home Runs Allowed by Righthander, Season	42	Denny McLain	1966
Most Home Runs Allowed by Lefthander, Season	38	Mickey Lolich	1974
Most Home Runs Allowed by Rookie, Season	29	Jerry Ujdur	1982
Most Home Runs Allowed, Game	5	Don Mossi	6/23/1961 at CLE
		Jeff Weaver	7/24/1999 vs. BOS
		Nate Robertson	8/20/2008 at TEX
Most Grand Slams Allowed, Game	2	Jack Morris	8/7/1984 at BOS
		Daniel Schlereth	6/28/2011 vs. NYM
Most Home Runs Allowed, Inning	3	Many pitchers (last, Armando Galarraga, 9/27/2010 at CLE, 5th)	

HIT BATSMEN

Most Hit Batsmen, Career	121	Hooks Daus	1912-26
Most Hit Batsmen by Righthander, Season	23	Howard Ehmke	1922
Most Hit Batsmen by Lefthander, Season	20	Harry Coveleski	1915
Most Hit Batsmen by Rookie, Season	20	Ed Summers	1908
Most Hit Batsmen, Game	4	Earl Whitehill	4/16/1924 vs. CLE
		Frank Lary	7/21/1960 vs. WAS
Most Hit Batsmen, Inning	2	Many pitchers	(last, Phil Coke, 7/30/2011 vs. LAA, 6th)

WALKS

Most Walks, Career	1,227	Hal Newhouser	1939-53
Most Walks by Righthander, Season	158	Joe Coleman	1974
Most Walks by Lefthander, Season	137	Hal Newhouser	1941
Most Walks by Rookie, Season	108	Tommy Bridges	1931
		Rufe Gentry	1944
Most Intentional Walks, Season (since 1955)	19	John Hiller	1974

STRIKEOUTS

Most Strikeouts, Career	2,679	Mickey Lolich	1963-75
Most Strikeouts by Righthander, Season	280	Denny McLain	1968
Most Strikeouts by Lefthander, Season	308	Mickey Lolich	1971
Most Strikeouts by Rookie Righthander, Season	126	Armando Galarraga	2008
Most Strikeouts by Rookie Lefthander, Season	156	Les Cain	1970
Most Strikeouts, Nine-Inning Game	16	Mickey Lolich	5/23/1969 vs. CAL
Most Strikeouts by Reliever, Game	14	Denny McLain	6/15/1965 vs. BOS
Most Strikeouts, Inning	3	Many pitchers	(last, Joaquin Benoit, 9/27/2011 vs. CLE, 8th)
Most Consecutive Strikeouts, Game	7	Denny McLain	6/15/1965 vs. BOS
		John Hiller	10/1/1970 vs. CLE
Most Consecutive Strikeouts by Reliever, Game	7	Denny McLain	6/15/1965 vs. BOS
Most Consecutive Strikeouts from Start of Game	6	John Hiller	8/6/1968 vs. CLE
Most Strikeouts Per Nine Innings, Career (min. 1,500 IP)	7.17	Mickey Lolich	1963-75

WILD PITCHES

Most Wild Pitches, Career	155	Jack Morris	1977-90
Most Wild Pitches by Righthander, Season	24	Jack Morris	1987
Most Wild Pitches by Lefthander, Season	14	Mickey Lolich	1969, 1970
Most Wild Pitches by Rookie, Season	13	George Mullin	1902
Most Wild Pitches, Game	5	Charles Wheatley	9/27/1912 at CLE
		Jack Morris	8/3/1987 vs. KC

BALKS

Most Balks, Career	23	Jack Morris	1977-90
Most Balks, Season	11	Jack Morris	1988
Most Balks, Game	3	Many pitchers	(last, Don Heinkel, 5/3/1988 vs. OAK)
Most Balks, Inning	3	Don Heinkel	5/3/1988 vs. OAK (6th)



CLUB PITCHING

EARNED RUN AVERAGE

Lowest ERA, Season	2.26	1909
Highest ERA, Season	6.38	1996

COMPLETE GAMES

Most Complete Games, Season	143	1904
Fewest Complete Games, Season	1	2007, 2008

SHUTOUTS

Most Shutouts, Season	20	1917, 1944, 1969
Fewest Shutouts, Season	1	1994
Most Consecutive Shutouts, Season	3	7/26-7/29/1910, 7/30-7/31/1949
Most Consecutive Shutout Innings, Season	30	1910, 1917

SAVES (SINCE 1969)

Most Saves, Season	52	2011
Fewest Saves, Season	15	1974

INNINGS PITCHED

Most Innings Pitched, Season	1489.2	1968
Fewest Innings Pitched, Season	969.1	1981
Most Pitchers with 300 or More Innings, Season	2	1903, 1904, 1905, 1907, 1914, 1915, 1944

HITS ALLOWED

Most Hits Allowed, Season	1,699	1996
Fewest Hits Allowed, Season	840	1981
Most Hits Allowed, Nine-Inning Game	27	6/18/1953 at BOS
Most Hits Allowed, Inning	14	6/18/1953 at BOS (7th)
Most No-Hit Games, Season	2	1952

RUNS ALLOWED

Most Runs Allowed, Season	1,103	1996
Fewest Runs Allowed, Season	404	1981
Most Runs Allowed, Game	26	9/9/2004 vs. KC
Most Runs Allowed, Extra-Inning Game	17	9/14/1998 vs. CWS (12 inn.)
Most Runs Allowed, Inning	17	6/18/1953 at BOS (7th)

EARNED RUNS ALLOWED

Most Earned Runs Allowed, Season	1,015	1996
Fewest Earned Runs Allowed, Season	355	1907
Most Earned Runs Allowed, Game	24	9/9/2004 vs. KC
Most Earned Runs Allowed, Extra-Inning Game	15	three times (last, 5/8/2004 at TEX, 10 inn.)
Most Earned Runs Allowed, Inning	17	6/18/1953 at BOS (7th)

SINGLES, DOUBLES, TRIPLES ALLOWED

Most Singles Allowed, Nine-Inning Game	24	6/18/1953 at BOS
Most Doubles Allowed, Nine-Inning Game	12	7/29/1990 vs. BOS
Most Triples Allowed, Nine-Inning Game	6	5/18/1912 at PHI

HOME RUNS ALLOWED

Most Home Runs Allowed, Season	241	1996
Fewest Home Runs Allowed, Season	8	1907
Most Home Runs Allowed at Home, Season (since 1954)	130	1996
Fewest Home Runs Allowed at Home, Season (since 1954)	44	1981
Most Home Runs Allowed on the Road, Season (since 1954)	111	1996
Fewest Home Runs Allowed on the Road, Season (since 1954)	34	1972
Most Grand Slams Allowed, Season	14	1996
Most Home Runs Allowed, Game	7	four times (last, 9/11/2007 vs. TEX)
Most Home Runs Allowed, Extra-Inning Game	6	6/23/1946 vs. NYY (11 inn.)
Most Home Runs Allowed, Inning	4	7/18/1998 vs. BOS (4th)
Most Home Runs Allowed with Two Outs, Inning	4	7/18/1998 vs. BOS (4th)

HIT BATSMEN

Most Hit Batsmen, Season	84	1922
Fewest Hit Batsmen, Season	11	1946

WALKS

Most Walks, Season	784	1996
Fewest Walks, Season	313	1901
Most Walks, Extra-Inning Game	20	9/17/1920 vs. BOS (12 inn.)
Most Intentional Walks, Game	5	three times (last, 6/2/1995 at CWS, 15 inn.)

STRIKEOUTS

Most Strikeouts, Season	1,115	1968, 2011
Fewest Strikeouts, Season	245	1902

WILD PITCHES

Most Wild Pitches, Season	82	1996
Fewest Wild Pitches, Season	13	1924
Most Wild Pitches, Game	5	5/1/1970 at CWS 8/3/1987 vs. KC (10 inn.)

BALKS

Most Balks, Season	27	1988
Fewest Balks, Season	0	nine times (last, 1998)

SACRIFICE FLIES

Most Sacrifice Flies Allowed, Season (since 1954)	72	1996
Fewest Sacrifice Flies Allowed, Season (since 1954)	17	1968



TIGERS RECORD BOOK

INDIVIDUAL FIELDING

FIRST BASEMEN

Highest Fielding Percentage, Career992	Tony Clark1995-2001
Highest Fielding Percentage, Season998	Sean Casey2007
Most Total Chances, Season1,712	Jason Thompson1977
Most Putouts, Season1,599	Jason Thompson1977
Most Assists, Season149	Rudy York1943
Fewest Errors, Season2	Sean Casey2007
Most Errors, Season31	Harry Heilmann1919
Most Double Plays, Season163	Rudy York1944

SECOND BASEMEN

Highest Fielding Percentage, Career985	Damion Easley1996-2002
Highest Fielding Percentage, Season1,000	Placido Polanco2007
Most Total Chances, Season1,001	Jerry Priddy1950
Most Putouts, Season440	Jerry Priddy1950
Most Assists, Season542	Charlie Gehringer1933
		Jerry Priddy1950
Fewest Errors, Season0	Placido Polanco2007
Most Errors, Season64	Kid Gleason1901
Most Double Plays, Season150	Jerry Priddy1950

THIRD BASEMEN

Highest Fielding Percentage, Career971	George Kell1946-52
Highest Fielding Percentage, Season987	Aurelio Rodriguez1978
Fewest Errors, Season4	Aurelio Rodriguez1978
Most Errors, Season58	Doc Casey1901
Most Total Chances, Season615	Ossie Vitt1916
Most Putouts, Season208	Ossie Vitt1916
Most Assists, Season398	Brandon Inge2006
Most Putouts, Nine-Inning Game7	Ray Boone4/24/1954 vs. CLE
Most Double Plays, Season42	Brandon Inge2005

SHORTSTOPS

Highest Fielding Percentage, Career979	Deivi Cruz1997-2001
Highest Fielding Percentage, Season990	Ed Brinkman1972
Most Total Chances, Season1,027	Donie Bush1914
Most Putouts, Season425	Donie Bush1914
Most Assists, Season567	Donie Bush1909
Fewest Errors, Season7	Ed Brinkman1972
		Jhonny Peralta2011
Most Errors, Season76	Kid Elberfeld1901
Most Errors, Nine-Inning Game5	Donie Bush8/25/1911 vs. WAS
Most Double Plays, Season126	Johnny Lipon1950

OUTFIELDERS

Highest Fielding Percentage, Career993	Curtis Granderson2004-09
Highest Fielding Percentage, Season1,000	Mickey Stanley1968, 1970
		Al Kaline1971
Most Total Chances, Season461	Bill Tuttle1955
Most Putouts, Season442	Bill Tuttle1955
Most Assists, Season31	Jimmy Barrett1901
		Harry Heilmann1924
Fewest Errors, Season0	Mickey Stanley1968, 1970
		Al Kaline1971
Most Errors, Season31	Roy C. Johnson1929

CATCHERS

Highest Fielding Percentage, Career993	Bill Freehan1961, 1963-76
Highest Fielding Percentage, Season998	Brad Ausmus1999
		Ivan Rodriguez2006
Most Assists, Season212	Oscar Stanage1911
Fewest Errors, Season2	Bill Freehan1970
		Mickey Tettleton1992
		Brad Ausmus1999
		Ivan Rodriguez2006
Most Errors, Season41	Oscar Stanage1911
Fewest Passed Balls, Season0	Milt May1977
		John Flaherty1995
Most Passed Balls, Season21	Lance Parrish1979

* - Season records based upon a minimum of 108 games; Career records based upon a minimum of 1,000 games

CLUB FIELDING

FIELDING PERCENTAGE

Highest Fielding Percentage, Season9852009
Lowest Fielding Percentage, Season9301901

PUTOUTS

Most Putouts, Season4,4631968
Fewest Putouts, Season2,9081981

ASSISTS

Most Assists, Season2,2851912
Fewest Assists, Season1,2611994
Most Assists, Extra-Inning Game387/21/1945 at PHI (24 inn.)

TOTAL CHANCES

Most Chances, Season6,7801914
Fewest Chances, Season4,2381981

TIGERS RECORD BOOK



ERRORS

Most Errors, Season	410	1901
Fewest Errors, Season	67	1981
Most Errorless Games, Season	103	2009
Most Consecutive Errorless Games, Season	12	1963
Most Errors, Nine-Inning Game	12	5/1/1901 at CWS 5/6/1903 at CWS

PASSED BALLS

Most Passed Balls, Season	30	2001
Fewest Passed Balls, Season	3	1995

DOUBLE PLAYS

Most Double Plays, Season	194	1950, 2003
Fewest Double Plays, Season	77	1918

TRIPLE PLAYS

Most Triple Plays, Season	3	1911
---------------------------	---	------

PITCHER PICK-OFFS (Since 1987)

Most Pitcher Pick-offs, Season	25	1991
Fewest Pitcher Pick-offs, Season	3	1977

CATCHER PICK-OFFS (Since 1974)

Most Catcher Pick-offs, Season	7	2005
Fewest Catcher Pick-offs, Season	0	10 times (last, 2011)

CLUB MISCELLANEOUS

GAMES PLAYED

Most Games Played, Season	164	1968
Fewest Games Played, Season	109	1981
Most One-Run Games Played, Season	65	1971

LENGTH OF GAMES

Longest Game, Innings	24	7/21/1945 at PHI (1-1 tie)
Longest Nine-Inning Game, Time	4:20	4/5/1997 at CWS
Longest Extra-Inning Game, Time	7:00	6/24/1962 vs. NYY (22 inn.)
Longest Nine-Inning Night Game, Time	4:12	9/15/1993 vs. TOR
Longest Doubleheader, 18 Innings	6:53	7/4/1997 vs. BAL
Longest Doubleheader, More than 18 Innings	9:05	6/17/1967 vs. KC (28 inn.)

GAMES WON

Most Games Won, Season	104	1984
Fewest Games Won, Season	43	2003
Most Games Won at Home, Season	57	1909
Fewest Games Won at Home, Season	23	2003
Most Games Won on Road, Season	51	1961, 1984
Fewest Games Won on Road, Season	17	1902
Most Games Won, One Month	23	7/1908, 8/1915, 8/1934, 8/1935
Most Consecutive Games Won, Season	14	1909 (8/19-9/2), 1934 (7/31-8/14)
Most Consecutive Games Won, Start of Season	9	1984 (4/3-18)
Most Consecutive Home Games Won, Season	17	1909 (8/19-9/7)
Most Consecutive Road Games Won, Season	17	1984 (4/3-5/24)
Most Consecutive Road Games Won, Two Seasons	21	1983-84 (9/18-5/24)
Most One-Run Games Won, Season	35	1968
Most 1-0 Games Won, Season	9	1908

GAMES LOST

Most Games Lost, Season	119	2003
Fewest Games Lost, Season	53	1934
Most Games Lost at Home, Season	58	2003
Fewest Games Lost at Home, Season	19	1909
Most Games Lost on Road, Season	61	2003
Fewest Games Lost on Road, Season	28	1915
Most Games Lost, One Month	24	6/1975
Most Consecutive Games Lost, Season	19	1975 (7/29-8/15)
Most Consecutive Games Lost, Start of Season	13	1920 (4/14-5/2)
Most Consecutive Home Games Lost, Season	17	1996 (8/31-9/29)
Most Consecutive Road Games Lost, Season	13	1902 (6/2-7/15)
Most Shutout Losses, Season	22	1904
Most One-Run Games Lost, Season	35	1952
Most 1-0 Games Lost, Season	7	1903, 1943

WINNING PERCENTAGE

Highest Winning Percentage, Season	.656	1934 (101-53)
Lowest Winning Percentage, Season	.265	2003 (43-119)
Highest Winning Percentage at Home, Season	.750	1909 (57-19)
Lowest Winning Percentage at Home, Season	.284	2003 (23-58)
Highest Winning Percentage on Road, Season	.641	1915 (50-28)
Lowest Winning Percentage on Road, Season	.234	1952 (18-59)
Highest Winning Percentage, One Month	.900	4/1984 (18-2)

PLAYERS USED

Most Players Used, Season	57	2002
Fewest Players Used, Season	24	1906, 1907
Most Pitchers Used, Extra-Inning Game	10	9/14/1998 vs. CWS (12 inn.)
Most Pitchers Used, Both Clubs, Extra-Inning Game	18	9/14/1998 vs. CWS (12 inn.)
Most Pinch-Hitters Used, Inning	6	9/5/1971 at NYY (7th)



TIGERS RECORD BOOK

INDIVIDUAL BATTING AT COMERICA PARK

BATTING AVERAGE

Highest Average, Career (min. 1,000 at-bats)	333	Miguel Cabrera	2008-11
Highest Average, Season	389	Magglio Ordonez	2007
Highest Average, Rookie (min. 100 at-bats)	310	Austin Jackson	2010

GAMES PLAYED

Most Games Played, Career	715	Brandon Inge	2001-11
Most Games Played, Season	81	Miguel Cabrera	2011
Most Games Played, Rookie	75	Austin Jackson	2010

AT-BATS

Most At-Bats, Career	2,286	Brandon Inge	2001-11
Most At-Bats, Season	309	Curtis Granderson	2009
Most At-Bats by Rookie, Season	297	Austin Jackson	2010
Most At-Bats, Game	8	Five players	6/1/2003 vs. NYY (18 inn.)

RUNS SCORED

Most Runs, Career	271	Brandon Inge	2001-11
Most Runs, Season	64	Magglio Ordonez	2007
		Miguel Cabrera	2010
Most Runs by Rookie, Season	52	Austin Jackson	2010
Most Runs, Nine-Inning Game	6	Joe Randa (KC)	9/9/2004 vs. KC
Most Consecutive Games with a Run Scored	12	Miguel Cabrera	9/6/2010-4/8/2011

HITS

Most Hits, Career	566	Brandon Inge	2001-11
Most Hits, Season	110	Magglio Ordonez	2007
Most Hits by Rookie, Season	92	Austin Jackson	2010
Most Hits, Nine-Inning Game	6	Joe Randa (KC)	9/9/2004 vs. KC
Longest Hitting Streak, Season	21	Edgar Renteria	6/11-8/15/2008
Most Consecutive Games with Multiple Hits	6	Roger Cedeno	7/7-27/2001
		Placido Polanco	4/2-20/2007

EXTRA-BASE HITS

Most Extra-Base Hits, Career	199	Brandon Inge	2001-11
Most Extra-Base Hits, Season	45	Magglio Ordonez	2007
Most Extra-Base Hits by Rookie, Season	26	Brennan Boesch	2010
Most Extra-Base Hits, Game	4	Roger Cedeno	7/18/2001 vs. NYY
		Melvin Mora (BAL)	8/17/2008 vs. BAL
Most Consecutive Games with an Extra-Base Hit	9	Brian Daubach (BOS)	9/16/2000-6/5/2002

TOTAL BASES

Most Total Bases, Career	944	Brandon Inge	2001-11
Most Total Bases, Season	189	Magglio Ordonez	2007
Most Total Bases by Rookie, Season	118	Austin Jackson	2010

SINGLES

Most Singles, Career	389	Magglio Ordonez	2005-11
Most Singles, Season	77	Placido Polanco	2007
Most Singles by Rookie, Season	70	Austin Jackson	2010

DOUBLES

Most Doubles, Career	105	Magglio Ordonez	2005-11
Most Doubles, Season	28	Bobby Higginson	2000
		Magglio Ordonez	2007
Most Doubles by Rookie, Season	18	Austin Jackson	2010
Most Doubles, Game	3 (12 times)	last, Austin Jackson	6/3/2010 vs. CLE
Most Consecutive Games with a Double	7	Brian Daubach (BOS)	9/17/2000-6/5/2002

TRIPLES

Most Triples, Career	30	Curtis Granderson	2004-09
Most Triples, Season	10	Curtis Granderson	2007
Most Triples by Rookie, Season	4	Austin Jackson	2010
Most Triples, Game	2 (12 times)	last, Austin Jackson	9/3/2011 vs. CWS
Most Consecutive Games with a Triple	3	Ray Durham (CWS-OAK)	7/14-8/24/2002
		Michael Cuddyer (MIN)	7/24-9/13/2005

HOME RUNS

Most Home Runs, Career	76	Brandon Inge	2001-11
Most Home Runs, Season	19	Miguel Cabrera	2008, 2009
Most Home Runs by Rookie, Season	10	Craig Monroe	2003
Most Home Runs, Game	3	Dmitri Young	4/4/2005 vs. KC
		Miguel Cabrera	5/28/2010 vs. OAK
Most Consecutive Games with a Home Run	4	Jim Thome (CLE)	5/28-7/27/2001
		Alex Rodriguez (TEX-NYY)	8/18/2003-7/15/2004
		Craig Monroe	9/6-9/2004
		Jermaine Dye (CWS)	7/25/2008-4/13/2009

GRAND SLAMS

Most Grand Slams, Career	4	Brandon Inge	2001-11
		Marcus Thames	2004-09
Most Grand Slams, Season	2	Brandon Inge	2004
		Marcus Thames	2007
Most Grand Slams, Month	2	Brandon Inge	4/2004

RUNS BATTED IN

Most RBI, Career	332	Brandon Inge	2001-11
Most RBI, Season	73	Magglio Ordonez	2007
Most RBI by Rookie, Season	40	Brennan Boesch	2010
Most RBI, Game	7	Bobby Higginson	6/13/2000 vs. TOR
		Mike Sweeney (KC)	7/22/2004 vs. KC
		Jack Cust (OAK)	8/10/2007 vs. OAK
Most Consecutive Games with an RBI	8	Luis Alicaia (TEX-KC)	5/29/2000-7/4/2001

TIGERS RECORD BOOK



WALKS

Most Walks, Career	205	Brandon Inge	2001-11
Most Walks, Season	52	Miguel Cabrera	2010
Most Walks by Rookie, Season	26	Brennan Boesch, Austin Jackson	2010
Most Walks, Game	5	Kevin Youkilis (BOS)	5/15/2010
Most Consecutive Games, One-or-More Walk	8	David Ortiz (BOS)	8/17/2005-5/6/2008

STRIKEOUTS

Most Strikeouts, Career	556	Brandon Inge	2001-11
Most Strikeouts, Season	79	Austin Jackson	2011
Most Strikeouts by Rookie, Season	72	Austin Jackson	2010
Most Strikeouts, Game	5	Mark Teixeira (TEX)	8/18/2003 vs. TEX
		Craig Monroe	6/14/2007 vs. MIL
Most Consecutive Games, One-or-More Strikeout	26	Carlos Pena (DET-TB)	8/21/2005-8/28/2009

CLUB BATTING AT COMERICA PARK

RUNS

Most Runs, Nine-Inning Game by Both Clubs	31	9/9/2004 vs. KC (KC 26, DET 5)
Most Runs, Nine-Inning Game by One Club	26	9/9/2004 vs. KC (KC)
Most Runs, Nine-Inning Game by Tigers	19	4/23/2008 vs. TEX
		5/24/2008 vs. MIN
Fewest Runs, Nine-Inning Game by Both Clubs	1 (11 times)	last, 8/14/2009 (DET 1, KC 0)

HITS

Most Hits, Nine-Inning Game by Both Clubs	38	4/13/2006 vs. CWS (DET 21, CWS 17)
Most Hits, Nine-Inning Game by One Club	26	9/9/2004 vs. KC (KC)
Most Hits, Nine-Inning Game by Tigers	24	9/4/2011 vs. CWS
Most Hits, Extra-Inning Game by Both Clubs	37	9/25/2010 vs. MIN, 13 inn. (DET 21, MIN 16)
Most Hits, Extra-Inning Game by One Club	21 (twice)	last, 9/25/2010 vs. MIN, 13 inn. (DET)
Most Hits, Extra-Inning Game by Tigers	21	9/25/2010 vs. MIN, 13 inn.
Fewest Hits, Nine-Inning Game by Both Clubs	4	8/21/2007 vs. CLE (DET 3, CLE 1)
Fewest Hits, Nine-Inning Game by One Club	0	6/12/2007 vs. MIL (MIL)
Fewest Hits, Nine-Inning Game by Tigers	1	5/2/2003 vs. TB

EXTRA-BASE HITS

Most Extra Base Hits, Nine-Inning Game by Both Clubs	16	8/8/2004 vs. BOS (DET 8, BOS 8)
Most Extra Base Hits, Nine-Inning Game by One Club	12	8/17/2008 vs. BAL (BAL)
Most Extra Base Hits, Nine-Inning Game by Tigers	11	9/15/2006 vs. BAL

HOME RUNS

Most Home Runs, Nine-Inning Game by Both Clubs	10	8/8/2004 vs. BOS (DET 7, BOS 3)
Most Home Runs, Nine-Inning Game by One Club	7 (twice)	last, 9/11/2007 vs. TEX (TEX)
Most Home Runs, Nine-Inning Game by Tigers	7	8/8/2004 vs. BOS

SINGLES

Most Singles, Nine-Inning Game by Both Clubs	26	10/1/2000 vs. MIN (DET 15, MIN 11)
Most Singles, Nine-Inning Game by One Club	19	9/9/2004 vs. KC (KC)
Most Singles, Nine-Inning Game by Tigers	17	9/4/2011 vs. CWS

DOUBLES

Most Doubles, Nine-Inning Game by Both Clubs	10	9/27/2011 vs. CLE (DET 6, CLE 4)
Most Doubles, Nine-Inning Game by One Club	7 (four times)	last, 5/16/2009 vs. OAK (DET)
Most Doubles, Nine-Inning Game by Tigers	7 (twice)	last, 5/16/2009 vs. OAK (DET)

TRIPLES

Most Triples, Nine-Inning Game by Both Clubs	4 (four times)	last, 5/2/2005 vs. BOS (DET 3, BOS 1)
Most Triples, Nine-Inning Game by One Club	3 (eight times)	last, 8/30/2008 vs. KC (DET)
Most Triples, Nine-Inning Game by Tigers	3 (five times)	last, 8/30/2008 vs. KC

WALKS

Most Walks, Nine-Inning Game by Both Clubs	16 (twice)	last, 4/23/2004 vs. CLE (DET 10, CLE 6)
Most Walks, Nine-Inning Game by One Club	10 (six times)	last, 8/23/2010 vs. KC (DET)
Most Walks, Nine-Inning Game by Tigers	10 (five times)	last, 8/23/2010 vs. KC

STRIKEOUTS

Most Strikeouts, Nine-Inning Game by Both Clubs	25	8/13/2007 vs. OAK (DET 14, OAK 11)
Most Strikeouts, Nine-Inning Game by One Club	17	5/30/2010 vs. OAK (OAK)
Most Strikeouts, Nine-Inning Game by Tigers	14	8/13/2007 vs. OAK

INDIVIDUAL BASERUNNING AT COMERICA PARK

STOLEN BASES

Most Stolen Bases, Career	36	Roger Cedeno	2001
Most Stolen Bases, Season	36	Roger Cedeno	2001
Most Stolen Bases by Rookie, Season	13	Austin Jackson	2010
Most Consecutive Games, One-or-More Stolen Base	4	Roger Cedeno	7/8-19/2001
		Nook Logan	6/4-15/2005
Most Stolen Bases, Game	4	Alex Sanchez	9/27/2003 vs. MIN

CAUGHT STEALING

Most Caught Stealing, Career	23	Brandon Inge	2001-11
Most Caught Stealing, Season	10	Alex Sanchez	2003
Most Caught Stealing by Rookie, Season	3	Andres Torres	2003
Most Caught Stealing, Game	2	Robert Fick	4/17/2001 vs. CWS
		Johnny Damon (BOS)	8/8/2004 vs. BOS
		Juan Pierre (CWS)	8/5/2010 vs. CWS
Most Consecutive Games, One-or-More Caught Stealing	3	Alex Sanchez	5/12-16/2004
		Chone Figgins (LAA)	5/4-9/2/2006

TIGERS RECORDS



TIGERS RECORD BOOK

CLUB BASERUNNING AT COMERICA PARK

STOLEN BASES

Most Stolen Bases, Season	64	2001
Fewest Stolen Bases, Season	23	2005

CAUGHT STEALING

Most Caught Stealing, Season	37	2003
Fewest Caught Stealing, Season	9	2005, 2011

LEFT ON BASE

Most Left On Base, Season	600	2007, 2008
Fewest Left On Base, Season	544	2011

INDIVIDUAL PITCHING AT COMERICA PARK

GAMES WON

Most Games Won, Career	57	Justin Verlander	2005-11
Most Games Won, Season	12	Justin Verlander	2010
Most Consecutive Games Won	9	Jeremy Bonderman	6/3/2006-6/9/2007

GAMES LOST

Most Games Lost, Career	36	Jeremy Bonderman	2003-10
Most Games Lost, Season	12	Mike Maroth	2003
Most Consecutive Games Lost	8	Fernando Rodney	4/2/2007-7/6/2009
		Jeremy Bonderman	8/4/2007-5/10/2008

EARNED RUN AVERAGE

Lowest ERA, Career (Minimum 125 IP)	3.05	Fernando Rodney	2002-09
Lowest ERA, Season	2.31	Justin Verlander	2010
Highest ERA, Career (Minimum 125 IP)	5.15	Jose Lima	2000-05
Highest ERA, Season	6.59	Chris Holt	2001

GAMES PITCHED

Most Games Pitched, Career	172	Fernando Rodney	2002-09
Most Games Pitched, Season	43	Fernando Rodney	2009

GAMES STARTED

Most Games Started, Career	98	Justin Verlander	2005-11
Most Games Started, Season	19	Jason Johnson	2004

COMPLETE GAMES

Most Complete Games, Career	7	Steve Sparks	2000-2003
Most Complete Games, Season	5	Steve Sparks	2001

SHUTOUTS

Most Shutouts, Career	2	Justin Verlander	2005-11
		Roy Halladay (TOR)	2000-09
		Mark Buehrle (CWS)	2000-11
Most Shutouts, Season	1 (25 times)	last, two pitchers	2011

SAVES

Most Saves, Career	70	Todd Jones	2000-08
Most Saves, Season	22	Fernando Rodney	2009
		Jose Valverde	2011

INNINGS PITCHED

Most Innings Pitched, Career	650.0	Justin Verlander	2005-11
Most Innings Pitched, Season	120.2	Jeff Weaver	2001

RUNS ALLOWED

Most Runs Allowed, Career	333	Jeremy Bonderman	2003-10
Most Runs Allowed, Season	75	Mike Maroth	2005
Most Runs Allowed, Game	12	Dustin McGowan (TOR)	8/21/2005

HITS ALLOWED

Most Hits Allowed, Career	621	Jeremy Bonderman	2003-10
Most Hits Allowed, Season	135	Mike Maroth	2005
Most Hits Allowed, Game	14	Jeff Suppan (KC)	7/23/2002

DOUBLES ALLOWED

Most Doubles Allowed, Career	127	Jeremy Bonderman	2003-10
Most Doubles Allowed, Season	29	Jeff Weaver	2001
Most Doubles Allowed, Game	6	Jeremy Bonderman	5/20/2005 vs. ARI

TRIPLES ALLOWED

Most Triples Allowed, Career	20	Jeremy Bonderman	2003-10
Most Triples Allowed, Season	6	Jeff Weaver	2001
		Jose Paniagua	2002
		Jason Johnson	2004
Most Triples Allowed, Game	3	Geremi Gonzalez (BOS)	5/2/2005
		Brandon Duckworth (KC)	8/30/2008

HOME RUNS ALLOWED

Most Home Runs Allowed, Career	69	Jeremy Bonderman	2003-10
Most Home Runs Allowed, Season	16	Jason Johnson	2004
		Armando Galarraga	2008
Most Home Runs Allowed, Game	6	Tim Wakefield (BOS)	8/8/2004

WALKS ALLOWED

Most Walks Allowed, Career	199	Jeremy Bonderman	2003-10
Most Walks Allowed, Season	42	Hideo Nomo	2000
Most Walks Allowed, Game	8	Daisuke Matsuzaka (BOS)	5/5/2008

STRIKEOUTS

Most Strikeouts, Career	478	Justin Verlander	2005-10
Most Strikeouts, Season	124	Justin Verlander	2009
Most Strikeouts, Game	14	Jeremy Bonderman	8/23/2004 vs. CWS
		Max Scherzer	5/30/2010 vs. OAK



WILD PITCHES

Most Wild Pitches, Career	28	Jeremy Bonderman	2003-10
Most Wild Pitches, Season	11	Jeremy Bonderman	2003
Most Wild Pitches, Game	3 (six times)	last, Rick Porcello	7/3/2011 vs. SF

CLUB PITCHING AT COMERICA PARK

HITS ALLOWED

Most Hits Allowed, Nine-Inning Game by One Club	26	9/9/2004 vs. KC (DET)
Most Hits Allowed, Nine-Inning Game by Tigers	26	9/9/2004 vs. KC

RUNS ALLOWED

Most Runs Allowed, Nine-Inning Game by One Club	26	9/9/2004 vs. KC (DET)
Most Runs Allowed, Nine-Inning Game by Tigers	26	9/9/2004 vs. KC

EARNED RUNS ALLOWED

Most Earned Runs Allowed, Nine-Inning Game by One Club	24	9/9/2004 vs. KC (DET)
Most Earned Runs Allowed, Nine-Inning Game by Tigers	24	9/9/2004 vs. KC

HOME RUNS ALLOWED

Most Home Runs Allowed, Nine-Inning Game by One Club	7 (twice)	last, 9/11/2007 vs. TEX (DET)
Most Home Runs Allowed, Nine-Inning Game by Tigers	7	last, 9/11/2007 vs. TEX

WALKS ALLOWED

Most Walks Allowed, Nine-Inning Game by One Club	10 (six times)	last, 8/23/2010 vs. KC (KC)
Most Walks Allowed, Nine-Inning Game by Tigers	10	8/10/2010 vs. TB

STRIKEOUTS

Most Strikeouts, Nine-Inning Game by One Club	17	5/30/2010 vs. OAK (DET)
Most Strikeouts, Nine-Inning Game by Tigers	17	5/30/2010 vs. OAK

CLUB MISCELLANEOUS AT COMERICA PARK

ERRORS

Most Errors, Nine-Inning Game by Both Clubs	6	8/16/2001 vs. ANA (DET 4, ANA 2)
Most Errors, Nine-Inning Game by One Club	5	8/18/2000 vs. OAK (OAK)
		9/2/2009 vs. CLE (CLE)
Most Errors, Nine-Inning Game by Tigers	4 (seven times)	last, 5/24/2011 vs. TB

LENGTH OF GAMES

Shortest Nine-Inning Game, Time	1:41	7/24/2002 vs. KC
Longest Nine-Inning Game, Time	3:59	10/1/2000 vs. MIN
Longest Extra-Inning Game, Time	5:10	6/1/2003 vs. NYY, 17 inn.

TIGERS ALL-TIME MONTHLY HOME RUN LEADERS

Rudy York holds the Tigers all-time single-month home run record with 18 longballs during August of 1937. York is one of 22 players in Tigers history to hit 10-or-more home runs during a single month, a feat that has been accomplished 37 times. Marcus Thames and Miguel Cabrera both connected for 10 home runs in a single month in 2008, doing so in June and August, respectively. The following is the list of the top 10 single-month home runs totals in club history:

Rank	Pitcher	Month/Year	Home Runs
1	Rudy York	August 1937	18
2	Rudy York	August 1943	17
3	Hank Greenberg	September 1946	16
4	Hank Greenberg	July 1938	15
	Hank Greenberg	September 1940	15
6	Norm Cash	June 1961	14
7	Hank Greenberg	June 1935	12
	Hank Greenberg	September 1938	12
	Al Kaline	August 1957	12
	Willie Horton	May 1968	12

Courtesy David Vincent



TIGERS RECORD BOOK

TIGERS SINGLE-GAME BATTING FEATS

TIGERS HITTING THREE HOME RUNS IN ONE GAME

DATE	BATTER	OPPONENT	LOCATION
May 5, 1925	Ty Cobb	at St. Louis	Sportsman's Park, St. Louis
May 20, 1940	Pinky Higgins	vs. Boston	Briggs Stadium, Detroit
September 1, 1941	Rudy York	vs. St. Louis	Briggs Stadium, Detroit
June 26, 1949	Pat Mullin	at New York Yankees	Yankee Stadium, New York
April 17, 1955	Al Kaline	vs. Kansas City	Briggs Stadium, Detroit
May 3, 1959	Charlie Maxwell	vs. New York Yankees	Briggs Stadium, Detroit
August 27, 1961	Rocky Colavito	at Washington	Griffith Stadium, Washington
July 5, 1962	Rocky Colavito	at Cleveland	Cleveland Stadium, Cleveland
August 6, 1962	Steve Boros	at Cleveland	Cleveland Stadium, Cleveland
June 9, 1970	Willie Horton	vs. Milwaukee	Tiger Stadium, Detroit
August 9, 1971	Bill Freehan	at Boston	Fenway Park, Boston
May 18, 1982	Larry Herndon	vs. Oakland	Tiger Stadium, Detroit
June 28, 1987	Bill Madlock	vs. Baltimore	Tiger Stadium, Detroit
May 6, 1990	Cecil Fielder	at Toronto	SkyDome, Toronto
June 6, 1990	Cecil Fielder	at Cleveland	Cleveland Stadium, Cleveland
April 16, 1996	Cecil Fielder	at Toronto	SkyDome, Toronto
June 30, 1997	Bobby Higginson	vs. New York Mets	Tiger Stadium, Detroit
June 24, 2000	Bobby Higginson	at Cleveland	Jacobs Field, Cleveland
May 19, 2003	Carlos Pena	at Cleveland	Jacobs Field, Cleveland
April 4, 2005	Dmitri Young	vs. Kansas City	Comerica Park, Detroit
May 28, 2010	Miguel Cabrera	vs. Oakland	Comerica Park, Detroit

OPPONENTS HITTING THREE HOME RUNS IN ONE GAME

DATE	BATTER	OPPONENT	LOCATION
July 9, 1932	Ben Chapman	at New York Yankees	Yankee Stadium, New York
July 15, 1932	Al Simmons	at Philadelphia	Shibe Park, Philadelphia
July 7, 1935	Moose Solters	vs. St. Louis	Navin Field, Detroit
September 15, 1950	Johnny Mize	vs. New York Yankees	Briggs Stadium, Detroit
July 5, 1954	Bill Glynn	vs. Cleveland	Briggs Stadium, Detroit
May 13, 1955	Mickey Mantle	at New York Yankees	Yankee Stadium, New York
June 19, 1973	George Hendrick	at Cleveland Indians	Cleveland Stadium, Cleveland
June 18, 1975	Fred Lynn	vs. Boston	Tiger Stadium, Detroit
July 2, 1975	Don Baylor	vs. Baltimore	Tiger Stadium, Detroit
May 19, 1976	Carl Yastrzemski	vs. Boston	Tiger Stadium, Detroit
July 8, 1979	Ben Oglivie	at Milwaukee	County Stadium, Milwaukee
July 14, 1979	Claudell Washington	at Chicago White Sox	Comiskey Park, Chicago
August 17, 1980	Al Oliver	vs. Texas	Tiger Stadium, Detroit
June 20, 1982	Ben Oglivie	vs. Milwaukee	Tiger Stadium, Detroit
July 7, 1982	Harold Baines	at Chicago White Sox	Comiskey Park, Chicago
April 20, 1983	George Brett	vs. Kansas City	Tiger Stadium, Detroit
September 1, 1986	Jim Presley	at Seattle	Kingdome, Seattle
June 17, 1993	Carlos Baerga	vs. Cleveland	Tiger Stadium, Detroit
April 11, 1996	Dan Wilson	vs. Seattle	Tiger Stadium, Detroit
April 13, 1998	Lee Stevens	at Texas	The Ballpark in Arlington, Arlington
July 24, 1999	Trot Nixon	vs. Boston	Tiger Stadium, Detroit
July 9, 2000	Tyler Houston	at Milwaukee	County Stadium, Milwaukee

TIGERS HITTING FOR THE CYCLE

DATE	BATTER	OPPONENT	LOCATION
September 17, 1920	Bobby Veach	vs. Boston (12 innings)	Navin Field, Detroit
September 26, 1926	Bob Fothergill	vs. Boston	Navin Field, Detroit
April 20, 1937	Gee Walker	vs. Cleveland	Navin Field, Detroit
May 27, 1939	Charlie Gehringer	vs. St. Louis	Briggs Stadium, Detroit
September 14, 1947	Vic Wertz	at Washington	Griffith Stadium, Washington
June 2, 1950	George Kell	at Philadelphia	Shibe Park, Philadelphia
September 7, 1950	Hoot Evers	vs. Cleveland (10 innings)	Briggs Stadium, Detroit
July 28, 1993	Travis Fryman	vs. New York Yankees	Tiger Stadium, Detroit
June 8, 2001	Damion Easley	vs. Milwaukee	Comerica Park, Detroit
August 1, 2006	Carlos Guillen	at Tampa Bay	Tropicana Field, Tampa Bay

OPPONENTS HITTING FOR THE CYCLE

DATE	BATTER	OPPONENT	LOCATION
August 13, 1921	George Sisler	vs. St. Louis (10 innings)	Navin Field, Detroit
June 27, 1922	Ray Schalk	vs. Chicago White Sox	Navin Field, Detroit
July 26, 1928	Bob Meusel	vs. New York Yankees	Navin Field, Detroit
August 19, 1934	Moose Solters	at Boston	Fenway Park, Boston
August 2, 1940	Joe Cronin	vs. Boston	Briggs Stadium, Detroit
July 6, 1944	Bob Johnson	at Boston	Fenway Park, Boston
May 14, 1965	Carl Yastrzemski	at Boston (10 innings)	Fenway Park, Boston
September 3, 1976	Mike Hegan	vs. Milwaukee	Tiger Stadium, Detroit
August 3, 1982	Frank White	at Kansas City	Royals Stadium, Kansas City
June 5, 1997	Alex Rodriguez	vs. Seattle	Tiger Stadium, Detroit
September 13, 2006	Gary Matthews, Jr.	vs. Texas	Comerica Park, Detroit

TIGERS RECORD BOOK



TIGERS SWITCH-HIT HOME RUNS IN ONE GAME

DATE	BATTER	OPPONENT	LOCATION
September 16, 1985	Nelson Simmons	vs. Baltimore	Tiger Stadium, Detroit
May 7, 1993	Mickey Tettleton	vs. New York Yankees (12 innings)	Tiger Stadium, Detroit
September 7, 1993	Chad Kreuter	vs. California	Tiger Stadium, Detroit
June 6, 1996	Raul Casanova	at Baltimore	Camden Yards, Baltimore
July 15, 1996	Melvin Nieves	at Milwaukee	County Stadium, Milwaukee
August 20, 1996	Melvin Nieves	vs. Chicago White Sox	Tiger Stadium, Detroit
April 5, 1997	Tony Clark	at Chicago White Sox	Comiskey Park, Chicago
June 17, 1998	Tony Clark	vs. Minnesota	Tiger Stadium, Detroit
July 26, 1998	Tony Clark	at Cleveland	Jacobs Field, Cleveland
August 1, 1998	Tony Clark	at Tampa Bay	Tropicana Field, Tampa Bay
July 18, 1999	Tony Clark	at Cincinnati	Cinergy Field, Cincinnati
July 25, 1999	Tony Clark	vs. Boston	Tiger Stadium, Detroit
May 31, 2004	Carlos Guillen	vs. Kansas City	Comerica Park, Detroit
July 24, 2004	Carlos Guillen	at Chicago White Sox	U.S. Cellular Field, Chicago
September 18, 2004	Dmitri Young	at Chicago White Sox (12 innings)	U.S. Cellular Field, Chicago
September 12, 2006	Carlos Guillen	vs. Texas	Comerica Park, Detroit
September 23, 2009	Carlos Guillen	at Cleveland	Progressive Field, Cleveland

OPPONENTS SWITCH-HIT HOME RUNS IN ONE GAME

DATE	BATTER	OPPONENT	LOCATION
May 13, 1955	Mickey Mantle	at New York Yankees	Yankee Stadium, New York
April 26, 1961	Mickey Mantle	vs. New York Yankees (10 innings)	Tiger Stadium, Detroit
August 11, 1968	Reggie Smith	vs. Boston	Tiger Stadium, Detroit
April 16, 1973	Reggie Smith	at Boston	Fenway Park, Boston
June 13, 1988	Mickey Tettleton	vs. Baltimore	Tiger Stadium, Detroit
September 12, 1996	Bernie Williams	vs. New York Yankees	Tiger Stadium, Detroit
May 24, 2005	Jorge Posada	at New York Yankees	Yankee Stadium, New York
August 16, 2005	Jason Varitek	vs. Boston (10 innings)	Comerica Park, Detroit
June 1, 2007	Victor Martinez	at Cleveland	Jacobs Field, Cleveland

TIGERS HOME RUNS IN FIRST MAJOR LEAGUE AT-BAT

DATE	BATTER	OPPONENT	PITCHER	LOCATION
April 23, 1944	Hack Miller	at Cleveland	Al Smith	Cleveland Stadium, Cleveland
April 20, 1948	Sam Vico*	at Chicago	Joe Haynes	Comiskey Park, Chicago
June 19, 1963	Gates Brown	at Boston	Bob Heffner	Fenway Park, Boston
September 30, 1964	Bill Roman	at New York	Jim Bouton	Yankee Stadium, New York
September 2, 1970	Gene Lamont	at Boston	Cal Koonce	Fenway Park, Boston
September 1, 1974	Reggie Sanders	vs. Oakland	Catfish Hunter	Tiger Stadium, Detroit

*Homered on first major league pitch

OPPONENTS HOME RUNS IN FIRST MAJOR LEAGUE AT-BAT

DATE	BATTER	OPPONENT	PITCHER	LOCATION
April 16, 1929	Earl Averill	at Cleveland	Earl Whitehill	League Park, Cleveland
May 3, 1963	Buster Narum	vs. Baltimore	Don Mossi	Tiger Stadium, Detroit
July 11, 1968	Rick Renick	at Minnesota	Mickey Lolich	Metropolitan Stadium, Minneapolis
August 22, 1975	Dave McKay	at Minnesota	Vern Ruhle	Metropolitan Stadium, Minneapolis
June 29, 1984	Andre David	vs. Minnesota	Jack Morris	Tiger Stadium, Detroit
May 4, 2006	Mike Napoli	vs. Los Angeles Angels	Justin Verlander	Comerica Park, Detroit

LOW-HIT GAMES BY TIGERS

NO-HITTERS

DATE	PITCHER	OPPONENT	LOCATION	SCORE
July 4, 1912	George Mullin	vs. St. Louis	Navin Field, Detroit	7-0
May 15, 1952	Virgil Trucks	vs. Washington	Briggs Stadium, Detroit	1-0
August 25, 1952	Virgil Trucks	at New York	Yankee Stadium, New York	1-0
July 20, 1958	Jim Bunning	at Boston	Fenway Park, Boston	3-0
April 7, 1984	Jack Morris	at Chicago	Comiskey Park, Chicago	4-0
June 12, 2007	Justin Verlander	vs. Milwaukee	Comerica Park, Detroit	4-0
May 7, 2011	Justin Verlander	at Toronto	Rogers Centre, Toronto	9-0

ONE-HITTERS (since 1954)

DATE	PITCHER	OPPONENT	LOCATION	SCORE
May 2, 1954	Billy Hoef	at New York Yankees	Yankee Stadium, New York	4-0
April 14, 1961	Frank Lary	vs. Chicago	Briggs Stadium, Detroit	7-0
July 3, 1965	Denny McLain	at Washington	RFK Stadium, Washington	1-0
May 6, 1966	Denny McLain	at Chicago	Comiskey Park, Chicago	1-0
May 30, 1966	Denny McLain	at Kansas City	Municipal Stadium, Kansas City	5-2
August 18, 1967	Mickey Lolich	vs. Cleveland	Tiger Stadium, Detroit	4-0
July 25, 1968	Joe Sparma	at Washington	RFK Stadium, Washington	4-1
August 20, 1968	John Hiller	vs. Chicago	Tiger Stadium, Detroit	7-0
May 31, 1969	Joe Sparma	at Seattle	Sick's Stadium, Seattle	3-2
July 2, 1970	Joe Niekro	vs. New York	Tiger Stadium, Detroit	5-0
September 23, 1973	Joe Coleman	vs. Boston	Tiger Stadium, Detroit	3-0
August 1, 1974	Woodie Fryman	at Milwaukee	County Stadium, Milwaukee	2-0
May 6, 1975	Joe Coleman	vs. Milwaukee	Tiger Stadium, Detroit	4-2
May 7, 1976	Ray Bare	vs. Chicago	Tiger Stadium, Detroit	5-0
August 21, 1980	Jack Morris	at Minnesota	Metropolitan Stadium, Minnesota	4-2
April 20, 1982	Milt Wilcox	vs. Kansas City	Tiger Stadium, Detroit	8-0
April 15, 1983	Milt Wilcox	at Chicago	Comiskey Park, Chicago	6-0
August 2, 1985	Frank Tanana	vs. Milwaukee	Tiger Stadium, Detroit	4-1
August 20, 1986	Walt Terrell	vs. California	Tiger Stadium, Detroit	3-0



TIGERS RECORD BOOK

TIGERS ONE-HITTERS CONTINUED

DATE	PITCHER	OPPONENT	LOCATION	SCORE
July 28, 1988	Jeff Robinson	vs. Kansas City	Tiger Stadium, Detroit	7-1
September 25, 1988	Jack Morris	at Baltimore	Memorial Stadium, Baltimore	2-1
July 6, 1990	Jack Morris	vs. Kansas City	Tiger Stadium, Detroit	4-0
July 25, 1993	Mike Moore	vs. Kansas City	Tiger Stadium, Detroit	3-0
August 23, 1993	Mike Moore	vs. Oakland	Tiger Stadium, Detroit	9-0
September 9, 1997	Scott Sanders	vs. Texas	Tiger Stadium, Detroit	4-0
May 22, 2002	Jeff Weaver	vs. Cleveland	Comerica Park, Detroit	2-0
July 16, 2004	Mike Maroth	vs. New York	Comerica Park, Detroit	8-0
June 2, 2010	Armando Galarraga	vs. Cleveland	Comerica Park, Detroit	3-0

COMBINED ONE-HITTERS (since 1954)

DATE	PITCHERS	OPPONENT	LOCATION	SCORE
July 14, 1985	Terrell, Hernandez	vs. Minnesota	Tiger Stadium, Detroit	8-0
May 25, 1988	Robinson, Hernandez	vs. Milwaukee	Tiger Stadium, Detroit	4-3
June 25, 2004	Johnson, Urbina	vs. Arizona	Comerica Park, Detroit	2-1
August 21, 2007	Jurjens, Zumaya, Rodney, Jones	vs. Cleveland	Comerica Park, Detroit	2-1
May 19, 2009	Willis, Lyon, Seay, Zumaya, Rodney	vs. Texas	Comerica Park, Detroit	4-0

LOW-HIT GAMES AGAINST TIGERS

NO-HITTERS

DATE	PITCHER	OPPONENT	LOCATION	SCORE
September 20, 1902	Jim Callahan	at Chicago	Comiskey Park, Chicago	3-0
September 6, 1905	Frank Smith	vs. Chicago	Bennett Park, Detroit	15-0
August 30, 1912	Earl Hamilton	vs. St. Louis	Navin Field, Detroit	5-1
June 3, 1918	Hub Leonard	vs. Boston	Navin Field, Detroit	5-0
April 30, 1922	Charley Robertson*	vs. Chicago	Navin Field, Detroit	0-2
June 30, 1948	Bob Lemon	vs. Cleveland	Briggs Stadium, Detroit	2-0
July 1, 1951	Bob Feller	at Cleveland	Cleveland Stadium, Cleveland	2-1
September 10, 1967	Joe Horlen	at Chicago	Comiskey Park, Chicago	6-0
April 27, 1973	Steve Busby	vs. Kansas City	Tiger Stadium, Detroit	3-0
July 15, 1973	Nolan Ryan	vs. California	Tiger Stadium, Detroit	6-0
June 2, 1990	Randy Johnson	at Seattle	Kingdome, Seattle	2-0
July 26, 2010	Matt Garza	at Tampa Bay	Tropicana Field, St. Petersburg	5-0

*Perfect Game

COMBINED NO-HITTERS

DATE	PITCHER	OPPONENT	LOCATION	SCORE
April 30, 1967	Steve Barber/Stu Miller	vs. Baltimore	Memorial Stadium, Baltimore	2-1 ^A

^ATigers Victory

ONE-HITTERS (since 1954)

DATE	PITCHER	OPPONENT	LOCATION	SCORE
July 6, 1954	Virgil Trucks	vs. Chicago	Briggs Stadium, Detroit	4-0
May 22, 1955	Early Wynn	vs. Cleveland	Briggs Stadium, Detroit	4-0
July 15, 1959	Camilo Pascual	at Washington	Griffith Stadium, Washington	3-0
May 7, 1960	Bill Monbouquette	at Boston	Fenway Park, Boston	5-0
July 19, 1960	Pedro Ramos	vs. Washington	Briggs Stadium, Detroit	5-0
August 19, 1967	John O'Donoghue	vs. Cleveland	Tiger Stadium, Detroit	5-0
April 24, 1968	Steve Hargan	at Cleveland	Cleveland Stadium, Cleveland	2-0
May 6, 1968	Dave Leonhard	at Baltimore	Memorial Stadium, Baltimore	4-0
April 12, 1969	Mel Stottlemyre	vs. New York	Tiger Stadium, Detroit	4-0
July 16, 1971	Vida Blue	at Oakland	Oakland-Alameda Coliseum, Oakland	4-0
August 1, 1972	Skip Lockwood	vs. Milwaukee	Tiger Stadium, Detroit	9-0
June 8, 1975	Ken Holtzman	at Oakland	Oakland-Alameda Coliseum, Oakland	4-0
August 28, 1976	Vida Blue	at Oakland	Oakland-Alameda Coliseum, Oakland	5-2
September 2, 1987	Tom Candiotti	vs. Cleveland	Tiger Stadium, Detroit	2-1 ^A
July 7, 1990	Kevin Appier	vs. Kansas City	Tiger Stadium, Detroit	4-0
May 3, 1996	Ken Hill	vs. Texas	Tiger Stadium, Detroit	11-0
May 4, 1996	Roger Pavlik	vs. Texas	Tiger Stadium, Detroit	3-1
September 27, 1998	Roy Halladay	at Toronto	Skydome, Toronto	2-1
May 2, 2003	Joe Kennedy	vs. Tampa Bay	Comerica Park, Detroit	2-0

^ATigers Victory

COMBINED ONE-HITTERS (since 1954)

DATE	PITCHERS	OPPONENT	LOCATION	SCORE
April 10, 1982	Leonard, Jackson, Quisenberry	at Kansas City	Royals Stadium, Kansas City	5-2
September 18, 1988	Milacki, Niedenfuer	vs. Baltimore	Tiger Stadium, Detroit	2-0
April 10, 1991	Sanderson, Cadaret	vs. New York	Tiger Stadium, Detroit	4-0
September 26, 1997	Pettitte, Boehringer, Rivera, Nelson	vs. New York	Tiger Stadium, Detroit	8-2
August 18, 1999	Alvarez, Lopez	vs. Tampa Bay	Tiger Stadium, Detroit	4-0
August 4, 2002	Lidle, Rincon, Bradford, Koch	at Oakland	Network Associates Coliseum, Oakland	4-0



TIGERS GRAND SLAMS

GRAND SLAMS BY CURRENT TIGERS

PLAYER	No.	LAST	OPPONENT	SITE	PITCHER
Brennan Boesch	1	4/30/2010	vs. Los Angeles Angels	Comerica Park	Joel Pineiro
Miguel Cabrera	2	4/10/2009	vs. Texas	Comerica Park	Kris Benson
Prince Fielder	1	6/15/2009	at Cleveland	Progressive Field	Rafael Perez
Brandon Inge	5	9/6/2009	at Tampa Bay	Tropicana Field	Russ Springer
Gerald Laird	1	5/21/2007	vs. Minnesota	Ameritrust Field	Julio DePaula
Victor Martinez	2	9/7/2011	at Cleveland	Progressive Field	Tony Sipp
Jhonny Peralta	3	6/17/2011	at Colorado	Coors Field	Jason Hammel
Ryan Raburn	3	6/5/2011	at Chicago White Sox	U.S. Cellular Field	Jake Peavy
Clete Thomas	1	6/7/2009	vs. Los Angeles Angels	Comerica Park	Jason Bulger
Delmon Young	1	10/2/2009	vs. Kansas City	Metrodome	Lenny DiNardo

PINCH-HIT GRAND SLAMS IN CLUB HISTORY

DATE	PLAYER	OPPONENT	LOCATION	PITCHER
5/14/1939	Rudy York	at St. Louis	Sportsman's Park	Lefty Mills
5/31/1944	Al Unser	vs. New York Yankees	Briggs Stadium	Monk Dubiel
7/15/1945	Zeb Eaton	at New York Yankees	Yankee Stadium	Hank Borowy
7/26/1952	Bud Souchock	vs. New York Yankees	Briggs Stadium	Bobby Hogue
9/3/1952	Don Kolloway	at Cleveland	Cleveland Stadium	Lou Brissie
7/3/1983	John Wockenfuss	vs. Baltimore	Tiger Stadium	Dan Morogiello
7/23/1986	Johnny Grubb	vs. Minnesota	Tiger Stadium	Frank Pastore
8/16/1986	Larry Herndon	at Boston	Fenway Park	Joe Sambito
5/6/1988	Pat Sheridan	at Seattle	Kingdome	Michael Jackson
9/25/1988	Fred Lynn	at Baltimore	Memorial Stadium	Tom Niedenfuer
8/11/1991	Mickey Tettleton	at New York Yankees	Yankee Stadium	Lee Geuterman
8/12/1993	Chad Kreuter	vs. Baltimore	Tiger Stadium	Jim Poole

TIGERS LEAD-OFF HOME RUNS

BRANDON INGE

DATE	OPPONENT	PITCHER
5/8/2005	at Anaheim	Jarrod Washburn
5/31/2005	vs. Texas	Kenny Rogers
6/18/2005	vs. San Francisco	Kirk Rueter
7/18/2005	at Chicago White Sox	Orlando Hernandez
4/6/2006	at Texas	R.A. Dickey

AUSTIN JACKSON

DATE	OPPONENT	PITCHER
4/25/2010	at Texas	Colby Lewis
8/17/2010	at New York Yankees	CC Sabathia
5/13/2011	vs. Kansas City	Luke Hochevar
8/25/2011	at Tampa Bay	Jeremy Hellickson

RYAN RABURN

DATE	OPPONENT	PITCHER
7/21/2007	vs. Kansas City	Jorge De La Rosa
9/14/2009	vs. Toronto	David Purcey

RAMON SANTIAGO

DATE	OPPONENT	PITCHER
6/3/2002	vs. Boston	Pedro Martinez
6/4/2002	vs. Boston	John Burkett
9/25/2008	vs. Tampa Bay	Scott Kazmir

CAREER LEADERS

Hank Greenberg	10
Rudy York	10
Cecil Fielder	10
Norm Cash	8
Dick McAuliffe	8
Jim Northrup	8
Willie Horton	6
Marcus Thames	6
Eight Players	5

SINGLE-SEASON LEADERS

Jim Northrup	4	1968
Rudy York	4	1938
Dan Gladden	3	1993
Willie Horton	3	1969
Bobby Higginson	3	1997
Many Players	2	

CLUB LEADERS

1938	10
1939	8
1993	8
2007	8
1949	7
2009	7

CAREER LEADERS

Curtis Granderson	24
Lou Whitaker	23
Dick McAuliffe	19
Tony Phillips	13
Eddie Yost	8
Four Players	7

SINGLE-SEASON LEADERS

Curtis Granderson	7	2007, 2009
Curtis Granderson	6	2006
Four Players	5	

CLUB LEADERS

2007, 2009	8
1999	7
2006	7
Four Seasons	6

TIGERS WALK-OFF HOME RUNS

MIGUEL CABRERA

DATE	OPPONENT	PITCHER
6/20/2003	vs. Tampa Bay	Al Levine
6/12/2008	vs. Chicago White Sox	Octavio Dotel
7/9/2008	vs. Cleveland	Jensen Lewis
9/3/2011	vs. Chicago White Sox	Sergio Santos

PRINCE FIELDER

DATE	OPPONENT	PITCHER
5/20/2011	vs. Colorado	Felipe Paulino
9/6/2009	vs. San Francisco	Merkin Valdez
9/23/2008	vs. Pittsburgh	T.J. Beam
8/31/2005	vs. Pittsburgh	Jose Mesa

BRANDON INGE

DATE	OPPONENT	PITCHER
8/24/2003	vs. Anaheim	Troy Percival
4/29/2007	vs. Minnesota	Jesse Crain
7/21/2007	vs. Kansas City	Joakim Soria
8/14/2009	vs. Kansas City	Roman Colon
4/13/2011	vs. Texas	Darren Oliver
9/10/2011	vs. Minnesota	Glen Perkins

VICTOR MARTINEZ

DATE	OPPONENT	PITCHER
9/16/2008	vs. Minnesota	Joe Nathan

JHONNY PERALTA

DATE	OPPONENT	PITCHER
8/30/2006	vs. Toronto	B.J. Ryan

RYAN RABURN

DATE	OPPONENT	PITCHER
6/23/2009	vs. Chicago Cubs	Kevin Gregg

RAMON SANTIAGO

DATE	OPPONENT	PITCHER
8/30/2011	vs. Kansas City	Aaron Crow

CLETE THOMAS

DATE	OPPONENT	PITCHER
8/3/2009	vs. Baltimore	Danys Baez

DELMON YOUNG

DATE	OPPONENT	PITCHER
5/17/2007	vs. Texas	Willie Eyre

CAREER LEADERS

Lou Whitaker	8
Kirk Gibson	7
Hank Greenberg	6
Willie Horton	6
Brandon Inge	6
Al Kaline	6

SINGLE-SEASON LEADERS

Mickey Tettleton	3	1992
22 Players	2	

CLUB LEADERS

1968	7
1988	6
1969	5
1994	5
Seven Seasons	4



TIGERS CAREER TOP TEN

BATTING LEADERS

BATTING AVERAGE (Min. 2,000 AB)

.369	Ty Cobb	1905-26
.342	Harry Heilmann	1914, 1916-29
.327	Bob Fothergill	1922-30
.325	George Kell	1946-52
.322	Miguel Cabrera	2008-11
.321	Heinie Manush	1923-27
.320	Charlie Gehringer	1924-42
.319	Hank Greenberg	1930, 1933-41, 1945-46
.317	Gee Walker	1931-37
.314	Harvey Kuenn	1952-59

GAMES

2,834	Al Kaline	1953-74
2,805	Ty Cobb	1905-26
2,390	Lou Whitaker	1977-95
2,323	Charlie Gehringer	1924-42
2,293	Alan Trammell	1977-96
2,114	Sam Crawford	1903-17
2,018	Norm Cash	1960-74
1,989	Harry Heilmann	1914, 1916-29
1,872	Donie Bush	1908-21
1,774	Bill Freehan	1961, 1963-76

AT-BATS

10,586	Ty Cobb	1905-26
10,116	Al Kaline	1953-74
8,860	Charlie Gehringer	1924-42
8,570	Lou Whitaker	1977-95
8,288	Alan Trammell	1977-96
7,989	Sam Crawford	1903-17
7,297	Harry Heilmann	1914, 1916-29
6,970	Donie Bush	1908-21
6,593	Norm Cash	1960-74
6,073	Bill Freehan	1961, 1963-76

RUNS

2,087	Ty Cobb	1905-26
1,775	Charlie Gehringer	1924-42
1,622	Al Kaline	1953-74
1,386	Lou Whitaker	1977-95
1,242	Donie Bush	1908-21
1,231	Alan Trammell	1977-96
1,209	Harry Heilmann	1914, 1916-29
1,117	Sam Crawford	1903-17
1,028	Norm Cash	1960-74
976	Hank Greenberg	1930, 1933-41, 1945-46

HITS

3,902	Ty Cobb	1905-26
3,007	Al Kaline	1953-74
2,839	Charlie Gehringer	1924-42
2,499	Harry Heilmann	1914, 1916-29
2,461	Sam Crawford	1903-17
2,369	Lou Whitaker	1977-95
2,365	Alan Trammell	1977-96
1,859	Bobby Veach	1912-23
1,793	Norm Cash	1960-74
1,745	Donie Bush	1908-21

TOTAL BASES

5,472	Ty Cobb	1905-26
4,852	Al Kaline	1953-74
4,257	Charlie Gehringer	1924-42
3,778	Harry Heilmann	1914, 1916-29
3,651	Lou Whitaker	1977-95
3,571	Sam Crawford	1903-17
3,442	Alan Trammell	1977-96
3,233	Norm Cash	1960-74
2,950	Hank Greenberg	1930, 1933-41, 1945-46
2,653	Bobby Veach	1912-23

EXTRA BASE HITS

1,062	Ty Cobb	1905-26
972	Al Kaline	1953-74
904	Charlie Gehringer	1924-42
806	Harry Heilmann	1914, 1916-29
741	Hank Greenberg	1930, 1933-41, 1945-46
729	Lou Whitaker	1977-95
721	Sam Crawford	1903-17
654	Norm Cash	1960-74
652	Alan Trammell	1977-96
540	Bobby Veach	1912-23

DOUBLES

665	Ty Cobb	1905-26
574	Charlie Gehringer	1924-42
498	Al Kaline	1953-74
497	Harry Heilmann	1914, 1916-29
420	Lou Whitaker	1977-95
412	Alan Trammell	1977-96
402	Sam Crawford	1903-17
366	Hank Greenberg	1930, 1933-41, 1945-46
345	Bobby Veach	1912-23
270	Bobby Higginson	1995-2004

TRIPLES

286	Ty Cobb	1905-26
249	Sam Crawford	1903-17
146	Charlie Gehringer	1924-42
145	Harry Heilmann	1914, 1916-29
136	Bobby Veach	1912-23
75	Al Kaline	1953-74
73	Donie Bush	1908-21
70	Dick McAuliffe	1960-73
69	Hank Greenberg	1930, 1933-41, 1945-46
66	Lu Blue	1921-27

HOME RUNS

399	Al Kaline	1953-74
373	Norm Cash	1960-74
306	Hank Greenberg	1930, 1933-41, 1945-46
262	Willie Horton	1963-77
245	Cecil Fielder	1990-96
244	Lou Whitaker	1977-95
239	Rudy York	1934, 1937-45
212	Lance Parrish	1977-86
200	Bill Freehan	1961, 1963-76
195	Kirk Gibson	1979-87, 1993-95

RUNS BATTED IN

1,828	Ty Cobb	1905-26
1,582	Al Kaline	1953-74
1,442	Harry Heilmann	1914, 1916-29
1,427	Charlie Gehringer	1924-42
1,264	Sam Crawford	1903-17
1,202	Hank Greenberg	1930, 1933-41, 1945-46
1,088	Norm Cash	1960-74
1,084	Lou Whitaker	1977-95
1,042	Bobby Veach	1912-23
1,003	Alan Trammell	1977-96

BASES ON BALLS

1,277	Al Kaline	1953-74
1,197	Lou Whitaker	1977-95
1,186	Charlie Gehringer	1924-42
1,148	Ty Cobb	1905-26
1,125	Donie Bush	1908-21
1,025	Norm Cash	1960-74
850	Alan Trammell	1977-96
842	Dick McAuliffe	1960-73
792	Harry Heilmann	1914, 1916-29
748	Hank Greenberg	1930, 1933-41, 1945-46

STRIKEOUTS

1,183	Brandon Inge	2001-11
1,099	Lou Whitaker	1977-95
1,081	Norm Cash	1960-74
1,020	Al Kaline	1953-74
945	Willie Horton	1963-77
932	Dick McAuliffe	1960-73
931	Travis Fryman	1990-97
930	Kirk Gibson	1979-87, 1993-95
926	Cecil Fielder	1990-96
874	Alan Trammell	1977-96

STOLEN BASES

865	Ty Cobb	1905-26
400	Donie Bush	1908-21
317	Sam Crawford	1903-17
294	Ron LeFlore	1974-79
236	Alan Trammell	1977-96
194	Kirk Gibson	1979-87, 1993-95
190	George Moriarty	1909-15
189	Bobby Veach	1912-23
181	Charlie Gehringer	1924-42
143	Lou Whitaker	1977-95

CAUGHT STEALING

188	Ty Cobb	1905-26
109	Alan Trammell	1977-96
98	Ron LeFlore	1974-79
89	Charlie Gehringer	1924-42
75	Bobby Veach	1912-23
75	Lou Whitaker	1977-95
71	Donie Bush	1908-21
65	Al Kaline	1953-74
64	Harry Heilmann	1914, 1916-29
64	Kirk Gibson	1979-87, 1993-95

ON-BASE PERCENTAGE

<i>(Min. 2,000 AB)</i>		
.434	Ty Cobb	1905-26
.420	Johnny Bassler	1921-27
.412	Hank Greenberg	1930, 1933-41, 1945-46
.410	Harry Heilmann	1914, 1916-29
.404	Charlie Gehringer	1924-42
.403	Lu Blue	1921-27
.403	Miguel Cabrera	2008-11
.396	Dick Wakefield	1941-49
.395	Tony Phillips	1990-94
.391	George Kell	1946-52

SLUGGING PERCENTAGE

<i>(Min. 2,000 AB)</i>		
.616	Hank Greenberg	1930, 1933-41, 1945-46
.571	Miguel Cabrera	2008-11
.518	Harry Heilmann	1914, 1916-29
.517	Ty Cobb	1905-26
.503	Rudy York	1934, 1937-45
.502	Tony Clark	1995-2001
.501	Rocky Colavito	1960-63
.498	Cecil Fielder	1990-96
.490	Norm Cash	1960-74
.484	Curtis Granderson	2004-09

TIGERS CAREER TOP TEN



PITCHING LEADERS

WINS

222	Hooks Dauss	1912-26
208	George Mullin	1902-13
207	Mickey Lolich	1963-75
200	Hal Newhouser	1939-53
198	Jack Morris	1977-90
194	Tommy Bridges	1930-43, 1945-46
161	Dizzy Trout	1939-52
141	Wild Bill Donovan	1903-12, 1918
133	Earl Whitehill	1923-32
123	Frank Lary	1954-64

LOSSES

182	Hooks Dauss	1912-26
179	George Mullin	1902-13
175	Mickey Lolich	1963-75
153	Dizzy Trout	1939-52
150	Jack Morris	1977-90
148	Hal Newhouser	1939-53
138	Tommy Bridges	1930-43, 1945-46
119	Earl Whitehill	1923-32
110	Frank Lary	1954-64
101	Vic Sorrell	1928-37

EARNED RUN AVERAGE

(Min. 1,000 IP)

2.34	Harry Coveleski	1914-18
2.38	Ed Killian	1904-10
2.49	Wild Bill Donovan	1903-12, 1918
2.61	Ed Siever	1901-02, 1906-08
2.76	George Mullin	1902-13
2.83	John Hiller	1965-70, 1972-80
2.89	Ed Willett	1906-13
3.06	Jean Dubuc	1912-16
3.07	Hal Newhouser	1939-53
3.09	Bernie Boland	1915-20

GAMES

545	John Hiller	1965-70, 1972-80
538	Hooks Dauss	1912-26
508	Mickey Lolich	1963-75
493	Dizzy Trout	1939-52
491	Mike Henneman	1987-95
480	Todd Jones	1997-2001, 2006-08
460	Hal Newhouser	1939-53
435	George Mullin	1902-13
430	Jack Morris	1977-90
424	Tommy Bridges	1930-43, 1945-46

GAMES STARTED

459	Mickey Lolich	1963-75
408	Jack Morris	1977-90
395	George Mullin	1902-13
388	Hooks Dauss	1912-26
373	Hal Newhouser	1939-53
362	Tommy Bridges	1930-43, 1945-46
305	Dizzy Trout	1939-52
287	Earl Whitehill	1923-32
274	Frank Lary	1954-64
274	Dan Petry	1979-87, 1990-91

COMPLETE GAMES

336	George Mullin	1902-13
245	Hooks Dauss	1912-26
213	Wild Bill Donovan	1903-12, 1918
212	Hal Newhouser	1939-53
200	Tommy Bridges	1930-43, 1945-46
190	Mickey Lolich	1963-75
156	Dizzy Trout	1939-52
154	Jack Morris	1977-90
148	Earl Whitehill	1923-32
142	Ed Killian	1904-10

SHUTOUTS

39	Mickey Lolich	1963-75
34	George Mullin	1902-13
33	Tommy Bridges	1930-43, 1945-46
33	Hal Newhouser	1939-53
29	Wild Bill Donovan	1903-12, 1918
28	Dizzy Trout	1939-52
26	Denny McLain	1963-70
24	Jack Morris	1977-90
22	Hooks Dauss	1912-26
20	Virgil Trucks	1941-43, 1945-52, 1956
20	Frank Lary	1954-64

SAVES

235	Todd Jones	1997-2001, 2006-08
154	Mike Henneman	1987-95
125	John Hiller	1965-70, 1972-80
120	Guillermo Hernandez	1984-89
85	Aurelio Lopez	1979-85
75	Jose Valverde	2010-11
70	Fernando Rodney	2002-09
55	Terry Fox	1961-66
45	Al Benton	1938-42, 1945-48
40	Hooks Dauss	1912-26

INNINGS PITCHED

3,394.0	George Mullin	1902-13
3,390.2	Hooks Dauss	1912-26
3,361.2	Mickey Lolich	1963-75
3,042.2	Jack Morris	1977-90
2,944.0	Hal Newhouser	1939-53
2,826.1	Tommy Bridges	1930-43, 1945-46
2,591.2	Dizzy Trout	1939-52
2,171.1	Earl Whitehill	1923-32
2,137.1	Wild Bill Donovan	1903-12, 1918
2,008.2	Frank Lary	1954-64

HITS ALLOWED

3,407	Hooks Dauss	1912-26
3,206	George Mullin	1902-13
3,093	Mickey Lolich	1963-75
2,767	Jack Morris	1977-90
2,675	Tommy Bridges	1930-43, 1945-46
2,639	Hal Newhouser	1939-53
2,504	Dizzy Trout	1939-52
2,329	Earl Whitehill	1923-32
1,975	Frank Lary	1954-64
1,862	Wild Bill Donovan	1903-12, 1918

RUNS ALLOWED

1,594	Hooks Dauss	1912-26
1,480	George Mullin	1902-13
1,415	Mickey Lolich	1963-75
1,382	Jack Morris	1977-90
1,321	Tommy Bridges	1930-43, 1945-46
1,225	Earl Whitehill	1923-32
1,181	Hal Newhouser	1939-53
1,101	Dizzy Trout	1939-52
949	Vic Sorrell	1928-37
889	Dan Petry	1979-87, 1990-91

EARNED RUNS ALLOWED

1,289	Mickey Lolich	1963-75
1,262	Jack Morris	1977-90
1,245	Hooks Dauss	1912-26
1,122	Tommy Bridges	1930-43, 1945-46
1,042	George Mullin	1902-13
1,004	Earl Whitehill	1923-32
1,003	Hal Newhouser	1939-53
922	Dizzy Trout	1939-52
823	Vic Sorrell	1928-37
787	Dan Petry	1979-87, 1990-91

HOME RUNS ALLOWED

329	Mickey Lolich	1963-75
321	Jack Morris	1977-90
223	Jim Bunning	1955-63
195	Denny McLain	1963-70
187	Dan Petry	1979-87, 1990-91
182	Frank Tanana	1985-92
181	Tommy Bridges	1930-43, 1945-46
180	Frank Lary	1954-64
165	Paul Foytack	1953, 1955-63
147	Jeremy Bonderman	2003-10

HIT BY PITCHES

121	Hooks Dauss	1912-26
116	George Mullin	1902-13
93	Ed Willett	1906-13
91	Mickey Lolich	1963-75
90	Frank Lary	1954-64
73	Jim Bunning	1955-63
68	Ed Killian	1904-10
65	Wild Bill Donovan	1903-12, 1918
65	Earl Whitehill	1923-32
60	Howard Ehmke	1916-22

WALKS

1,227	Hal Newhouser	1939-53
1,192	Tommy Bridges	1930-43, 1945-46
1,106	George Mullin	1902-13
1,086	Jack Morris	1977-90
1,067	Hooks Dauss	1912-26
1,014	Mickey Lolich	1963-75
978	Dizzy Trout	1939-52
831	Earl Whitehill	1923-32
744	Dan Petry	1979-87, 1990-91
732	Virgil Trucks	1941-43, 1945-52, 1956

STRIKEOUTS

2,679	Mickey Lolich	1963-75
1,980	Jack Morris	1977-90
1,770	Hal Newhouser	1939-53
1,674	Tommy Bridges	1930-43, 1945-46
1,406	Jim Bunning	1955-63
1,380	George Mullin	1902-13
1,215	Justin Verlander	2005-11
1,201	Hooks Dauss	1912-26
1,199	Dizzy Trout	1939-52
1,150	Denny McLain	1963-70

TIGERS RECORDS



TIGERS SINGLE-SEASON TOP TEN

BATTING LEADERS

BATTING AVERAGE

.420	Ty Cobb	1911
.410	Ty Cobb	1912
.403	Harry Heilmann	1923
.401	Ty Cobb	1922
.398	Harry Heilmann	1927
.394	Harry Heilmann	1921
.393	Harry Heilmann	1925
.390	Ty Cobb	1913
.389	Ty Cobb	1921
.385	Ty Cobb	1910

GAMES PLAYED

163	Rocky Colavito	1961
162	Jimmy Barrett	1904
162	Jake Wood	1961
162	Dick McAuliffe	1964
162	Don Wert	1965
162	Ed Brinkman	1973
162	Rusty Staub	1978
162	Cecil Fielder	1991
162	Brian Hunter	1997

AT-BATS

679	Harvey Kuenn	1953
666	Ron LeFlore	1978
663	Jake Wood	1961
659	Travis Fryman	1992
658	Brian Hunter	1997
656	Harvey Kuenn	1954
652	Ron LeFlore	1977
643	Lou Whitaker	1983
642	Rusty Staub	1978
641	Charlie Gehringer	1936
641	George Kell	1950

RUNS

147	Ty Cobb	1911
144	Ty Cobb	1915
144	Charlie Gehringer	1930
144	Charlie Gehringer	1936
144	Hank Greenberg	1938
137	Hank Greenberg	1937
134	Charlie Gehringer	1934
133	Charlie Gehringer	1937
133	Charlie Gehringer	1938
131	Lu Blue	1922
131	Charlie Gehringer	1929

HITS

248	Ty Cobb	1911
237	Harry Heilmann	1921
227	Ty Cobb	1912
227	Charlie Gehringer	1936
225	Ty Cobb	1917
225	Harry Heilmann	1925
218	George Kell	1950
217	Sam Crawford	1911
216	Ty Cobb	1909
216	Magglio Ordonez	2007

TOTAL BASES

397	Hank Greenberg	1937
389	Hank Greenberg	1935
384	Hank Greenberg	1940
380	Hank Greenberg	1938
367	Ty Cobb	1911
365	Harry Heilmann	1921
363	Dale Alexander	1929
356	Hank Greenberg	1934
356	Charlie Gehringer	1936
354	Norm Cash	1961
354	Magglio Ordonez	2007

EXTRA BASE HITS

103	Hank Greenberg	1937
99	Hank Greenberg	1940
98	Hank Greenberg	1935
96	Hank Greenberg	1934
87	Charlie Gehringer	1936
85	Hank Greenberg	1938
85	Rudy York	1940
84	Curtis Granderson	2007
84	Miguel Cabrera	2010
83	Dale Alexander	1929

DOUBLES

63	Hank Greenberg	1934
60	Charlie Gehringer	1936
56	George Kell	1950
55	Gee Walker	1936
54	Magglio Ordonez	2007
50	Harry Heilmann	1927
50	Charlie Gehringer	1934
50	Hank Greenberg	1940
49	Hank Greenberg	1937
48	Miguel Cabrera	2011

TRIPLES

26	Sam Crawford	1914
25	Sam Crawford	1903
24	Ty Cobb	1911
23	Ty Cobb	1912
23	Sam Crawford	1913
23	Ty Cobb	1917
23	Curtis Granderson	2007
21	Sam Crawford	1912
20	Ty Cobb	1908

HOME RUNS

58	Hank Greenberg	1938
51	Cecil Fielder	1990
45	Rocky Colavito	1961
44	Hank Greenberg	1946
44	Cecil Fielder	1991
41	Hank Greenberg	1940
41	Norm Cash	1961
40	Hank Greenberg	1937
40	Darrell Evans	1985
39	Norm Cash	1962

RUNS BATTED IN

183	Hank Greenberg	1937
170	Hank Greenberg	1935
150	Hank Greenberg	1940
146	Hank Greenberg	1938
144	Ty Cobb	1911
140	Rocky Colavito	1961
139	Harry Heilmann	1921
139	Hank Greenberg	1934
139	Magglio Ordonez	2007
137	Dale Alexander	1929

WALKS

137	Roy Cullenbine	1947
135	Eddie Yost	1959
132	Tony Phillips	1993
125	Eddie Yost	1960
124	Norm Cash	1961
122	Mickey Tettleton	1992
120	Eddie Lake	1947
119	Hank Greenberg	1938
118	Donie Bush	1915
118	Ty Cobb	1915

STRIKEOUTS

182	Cecil Fielder	1990
181	Austin Jackson	2011
175	Rob Deer	1991
174	Curtis Granderson	2006
170	Brandon Inge	2009
170	Austin Jackson	2010
158	Melvin Nieves	1996
157	Melvin Nieves	1997
153	Dean Palmer	1999

STOLEN BASES

96	Ty Cobb	1915
83	Ty Cobb	1911
78	Ron LeFlore	1979
76	Ty Cobb	1909
74	Brian Hunter	1997
68	Ty Cobb	1916
68	Ron LeFlore	1978
65	Ty Cobb	1910
61	Ty Cobb	1912
58	Ron LeFlore	1976

SLUGGING PERCENTAGE

.683	Hank Greenberg	1938
.670	Hank Greenberg	1940
.668	Hank Greenberg	1937
.662	Norm Cash	1961
.632	Harry Heilmann	1923
.628	Hank Greenberg	1935
.622	Miguel Cabrera	2010
.622	Hank Greenberg	1939
.621	Ty Cobb	1911
.616	Harry Heilmann	1927

ON-BASE PERCENTAGE

.487	Norm Cash	1961
.486	Ty Cobb	1915
.481	Harry Heilmann	1923
.475	Harry Heilmann	1927
.468	Ty Cobb	1925
.467	Ty Cobb	1913
.467	Ty Cobb	1911
.462	Ty Cobb	1922
.458	Charlie Gehringer	1937
.458	Ty Cobb	1912

PINCH HITS

19	Bob Fothergill	1929
18	Gates Brown	1968
17	Sammy Hale	1920
17	Vic Wertz	1962
16	Gates Brown	1974
15	Gus Zernial	1958
13	Billy Rhiel	1932
13	Pat Mullin	1953
13	Gates Brown	1966
13	Dalton Jones	1971

CONSECUTIVE-GAME HIT STREAKS

(Within a Single Season)

40	Ty Cobb	1911
35	Ty Cobb	1917
34	John Stone	1930
30	Goose Goslin	1934
30	Ron LeFlore	1976
29	Dale Alexander	1930
29	Pete Fox	1935
27	Gee Walker	1937
27	Ron LeFlore	1978
25	Ty Cobb	1906
25	John Stone	1931

TIGERS SINGLE-SEASON TOP TEN



PITCHING LEADERS

WINS

31	Denny McLain	1968
29	George Mullin	1909
29	Hal Newhouser	1944
27	Dizzy Trout	1944
26	Hal Newhouser	1946
25	Wild Bill Donovan	1907
25	Ed Killian	1907
25	Hal Newhouser	1945
25	Mickey Lolich	1971

LOSSES

23	George Mullin	1904
21	George Mullin	1905
21	Hooks Dauss	1920
21	Mickey Lolich	1974
21	Mike Maroth	2003
20	Ed Killian	1904
20	George Mullin	1907
20	Bobo Newsom	1941
20	Art Houtteman	1952

EARNED RUN AVERAGE

(Minimum 1.0 IP Per Team Game)

1.64	Ed Summers	1908
1.71	Ed Killian	1909
1.78	Ed Killian	1907
1.81	Hal Newhouser	1945
1.91	Ed Siever	1902
1.94	Hal Newhouser	1946
1.96	Denny McLain	1968
1.97	Harry Coveleski	1916
2.02	Al Benton	1945
2.08	Wild Bill Donovan	1908

GAMES

88	Mike Myers	1997
88	Sean Runyan	1998
83	Mike Myers	1996
80	Guillermo Hernandez	1984
78	Jamie Walker	2003
75	Jose Valverde	2011
74	Guillermo Hernandez	1985
74	Phil Coke	2010
73	Fernando Rodney	2009
72	Richie Lewis	1996

GAMES STARTED

45	Mickey Lolich	1971
44	George Mullin	1904
42	George Mullin	1907
42	Mickey Lolich	1973
41	George Mullin	1905
41	Denny McLain	1968
41	Denny McLain	1969
41	Mickey Lolich	1972
41	Joe Coleman	1974
41	Mickey Lolich	1974

COMPLETE GAMES

42	George Mullin	1904
35	Roscoe Miller	1901
35	George Mullin	1905
35	George Mullin	1906
35	George Mullin	1907
34	Wild Bill Donovan	1903
33	Ed Killian	1905
33	Dizzy Trout	1944
32	Ed Killian	1904
31	George Mullin	1903

SHUTOUTS

9	Denny McLain	1969
8	Ed Killian	1905
8	Hal Newhouser	1945
7	George Mullin	1904
7	Dizzy Trout	1944
7	Billy Hoedt	1955
6	Many times	

SAVES

49	Jose Valverde	2011
42	Todd Jones	2000
38	John Hiller	1973
38	Todd Jones	2007
37	Todd Jones	2006
37	Fernando Rodney	2009
32	Guillermo Hernandez	1984
31	Guillermo Hernandez	1985
31	Todd Jones	1997
30	Todd Jones	1999

INNINGS PITCHED

382.1	George Mullin	1904
376.0	Mickey Lolich	1971
357.1	George Mullin	1907
352.1	Dizzy Trout	1944
347.2	George Mullin	1905
336.0	Denny McLain	1968
332.0	Roscoe Miller	1901
331.2	Ed Killian	1904
330.0	George Mullin	1906
327.1	Mickey Lolich	1972

HITS ALLOWED

346	George Mullin	1907
345	George Mullin	1904
339	Roscoe Miller	1901
336	Mickey Lolich	1971
334	Ed Siever	1901
331	Hooks Dauss	1923
315	George Mullin	1906
315	Mickey Lolich	1973
314	Dizzy Trout	1944
310	Mickey Lolich	1974

RUNS ALLOWED

168	Roscoe Miller	1901
166	Ed Siever	1901
160	Joe Coleman	1974
158	Hooks Dauss	1920
155	George Mullin	1902
155	Mickey Lolich	1974
154	George Mullin	1904
153	George Mullin	1907
152	Vic Sorrell	1929
152	Earl Whitehill	1931

EARNED RUNS ALLOWED

142	Mickey Lolich	1974
137	Joe Coleman	1974
131	Howard Ehmke	1922
131	Mickey Lolich	1973
130	Vic Sorrell	1929
128	Bobo Newsom	1941
127	Hooks Dauss	1923
127	Roxie Lawson	1937
126	Earl Whitehill	1929
125	Jack Morris	1990

HOME RUNS ALLOWED

42	Denny McLain	1966
40	Jack Morris	1986
39	Jack Morris	1987
38	Jim Bunning	1963
38	Mickey Lolich	1974
37	Jim Bunning	1959
37	Jack Morris	1982
37	Dan Petry	1983
36	Mickey Lolich	1971
35	Denny McLain	1967
35	Mickey Lolich	1973
35	Bill Gullickson	1992
35	Mike Moore	1993

WALKS

158	Joe Coleman	1974
142	Paul Foytack	1956
138	George Mullin	1905
137	Hal Newhouser	1941
131	George Mullin	1904
124	Howard Ehmke	1920
124	Virgil Trucks	1949
122	Mickey Lolich	1969
119	Tommy Bridges	1932
118	Earl Whitehill	1931
118	Bobo Newsom	1941

WALKS PER NINE INNINGS

1.29	Fred Hutchinson	1951
1.33	Frank Kitson	1903
1.40	Dave Rozema	1977
1.53	Ed Siever	1902
1.64	Ed Summers	1908
1.66	Ed Summers	1909
1.69	Denny McLain	1968
1.70	Ed Siever	1907
1.71	Frank Kitson	1904
1.72	Jack Cronin	1901

STRIKEOUTS

308	Mickey Lolich	1971
280	Denny McLain	1968
275	Hal Newhouser	1946
271	Mickey Lolich	1969
269	Justin Verlander	2009
250	Mickey Lolich	1972
250	Justin Verlander	2011
236	Joe Coleman	1971
232	Jack Morris	1983
230	Mickey Lolich	1970

STRIKEOUTS PER NINE INNINGS

10.09	Justin Verlander	2009
8.96	Justin Verlander	2011
8.79	Justin Verlander	2010
8.69	Mickey Lolich	1969
8.57	Hideo Nomo	2000
8.50	Jeremy Bonderman	2006
8.46	Max Scherzer	2010
8.46	Hal Newhouser	1946
8.35	Mickey Lolich	1965
8.22	Jeremy Bonderman	2004

TIGERS RECORDS



TIGERS SINGLE-SEASON ROOKIE TOP TEN

BATTING LEADERS

BATTING AVERAGE

.343	Dale Alexander	1929
.316	Dick Wakefield	1943
.314	Roy Johnson	1929
.311	Barney McCosky	1939
.308	Lu Blue	1921
.308	Harvey Kuenn	1953
.301	Hank Greenberg	1933
.300	Topper Rigney	1922
.293	Austin Jackson	2010
.291	Ricky Peters	1980

GAMES PLAYED

162	Jake Wood	1961
157	Donie Bush	1909
155	Topper Rigney	1922
155	Dale Alexander	1929
155	Dick Wakefield	1943
155	Harvey Kuenn	1953
154	Milt Cuyler	1991
153	Lu Blue	1921
151	Steve Kemp	1977
151	Austin Jackson	2010

AT-BATS

679	Harvey Kuenn	1953
663	Jake Wood	1961
640	Roy Johnson	1929
633	Dick Wakefield	1943
626	Dale Alexander	1929
618	Austin Jackson	2010
611	Barney McCosky	1939
590	Harry Davis	1932
585	Lu Blue	1921
575	Joe Hoover	1943

RUNS

128	Roy Johnson	1929
120	Barney McCosky	1939
114	Donie Bush	1909
110	Dale Alexander	1929
103	Lu Blue	1921
103	Austin Jackson	2010
96	Jake Wood	1961
94	Harvey Kuenn	1953
92	Harry Davis	1932
91	Dick Wakefield	1943

HITS

215	Dale Alexander	1929
209	Harvey Kuenn	1953
201	Roy Johnson	1929
200	Dick Wakefield	1943
190	Barney McCosky	1939
181	Austin Jackson	2010
180	Lu Blue	1921
171	Jake Wood	1961
161	Topper Rigney	1922
159	Harry Davis	1932

TOTAL BASES

363	Dale Alexander	1929
304	Roy Johnson	1929
275	Dick Wakefield	1943
263	Barney McCosky	1939
262	Harvey Kuenn	1953
250	Lu Blue	1921
249	Jake Wood	1961
247	Matt Nokes	1987
247	Austin Jackson	2010
244	Rudy York	1937

EXTRA BASE HITS

83	Dale Alexander	1929
69	Roy Johnson	1929
56	Rudy York	1937
53	Dick Wakefield	1943
51	Barney McCosky	1939
51	Steve Kemp	1977
49	Lu Blue	1921
49	Harry Davis	1932
48	Hank Greenberg	1933
48	Matt Nokes	1987
48	Austin Jackson	2010

DOUBLES

45	Roy Johnson	1929
43	Dale Alexander	1929
38	Dick Wakefield	1943
34	Austin Jackson	2010
33	Lu Blue	1921
33	Hank Greenberg	1933
33	Barney McCosky	1939
33	Harvey Kuenn	1953
32	Harry Davis	1932
29	Steve Kemp	1977

TRIPLES

17	Charlie Gehringer	1926
15	Dale Alexander	1929
14	Roy Johnson	1929
14	Barney McCosky	1939
14	Jake Wood	1961
13	Harry Davis	1932
13	Pete Fox	1933
11	Charlie Carr	1903
11	Lu Blue	1921
11	Jackie Tavener	1925
11	Liz Funk	1930
11	Bill Tuttle	1954

HOME RUNS

35	Rudy York	1937
32	Matt Nokes	1987
27	Tony Clark	1996
25	Dale Alexander	1929
23	Craig Monroe	2003
18	Norm Cash	1960
18	Steve Kemp	1977
18	Gabe Kapler	1999
18	Eric Munson	2003
17	Jason Thompson	1976

RUNS BATTED IN

137	Dale Alexander	1929
103	Rudy York	1937
88	Steve Kemp	1977
87	Hank Greenberg	1933
87	Matt Nokes	1987
79	Charlie Carr	1903
79	Dick Wakefield	1943
75	Lu Blue	1921
74	Harry Davis	1932
73	Johnny Groth	1949

WALKS

103	Lu Blue	1921
88	Donie Bush	1909
71	Steve Kemp	1977
70	Barney McCosky	1939
68	Topper Rigney	1922
68	Steve Boros	1961
68	Jason Thompson	1976
67	Roy Johnson	1929
65	Johnny Groth	1949
65	Norm Cash	1960

STRIKEOUTS

170	Austin Jackson	2010
141	Jake Wood	1961
127	Tony Clark	1996
107	Bobby Higginson	1995
101	Joe Hoover	1943
99	Brennan Boesch	2010
94	Leon Roberts	1975
93	Steve Kemp	1977
92	Milt Cuyler	1991
89	Craig Monroe	2003

STOLEN BASES

53	Donie Bush	1909
41	Milt Cuyler	1991
30	Jake Wood	1961
28	Baldy Louden	1912
27	Austin Jackson	2010
23	George Burns	1914
23	Ron LeFlore	1974
22	Bobby Veach	1913
20	Delos Drake	1911
20	Roy Johnson	1929
20	Barney McCosky	1939
20	Kimera Bartee	1996

ON-BASE PERCENTAGE

.416	Lu Blue	1921
.397	Dale Alexander	1929
.384	Barney McCosky	1939
.380	Donie Bush	1909
.380	Topper Rigney	1922
.379	Roy Johnson	1929
.377	Dick Wakefield	1943
.369	Ricky Peters	1980
.367	Hank Greenberg	1933
.361	Lou Whitaker	1978

SLUGGING PERCENTAGE

.580	Dale Alexander	1929
.536	Matt Nokes	1987
.475	Roy Johnson	1929
.468	Hank Greenberg	1933
.434	Dick Wakefield	1943
.430	Barney McCosky	1939
.427	Lu Blue	1921
.424	Pete Fox	1933
.422	Steve Kemp	1977
.416	Brennan Boesch	2010

TIGERS SINGLE-SEASON ROOKIE TOP TEN



PITCHING LEADERS

WINS

24	Ed Summers	1908
23	Roscoe Miller	1901
19	Herman Pillette	1922
19	Mark Fidrych	1976
18	Ed Siever	1901
17	Earl Whitehill	1924
17	Justin Verlander	2006
15	Dave Rozema	1977
14	Virgil Trucks	1942
14	Frank Lary	1955
14	Rick Porcello	2009

LOSSES

19	Jeremy Bonderman	2003
16	George Mullin	1902
16	Tommy Bridges	1931
15	Ed Siever	1901
15	Frank Lary	1955
14	Rudy Kallio	1918
14	Rufe Gentry	1944
13	Roscoe Miller	1901
13	George Zuverink	1954
13	Ray Bare	1975
13	Felipe Lira	1995

EARNED RUN AVERAGE

(Minimum 1.0 IP Per Team Game)

1.64	Ed Summers	1908
2.34	Mark Fidrych	1976
2.48	Hooks Dauss	1913
2.74	Virgil Trucks	1942
2.85	Herman Pillette	1922
2.91	Hal White	1942
2.95	Roscoe Miller	1901
3.09	Dave Rozema	1977
3.10	Frank Lary	1955
3.11	Bernie Boland	1915

GAMES

88	Sean Runyan	1998
83	Mike Myers	1996
66	Chris Spurling	2003
65	Mike Munoz	1992
62	Joel Zumaya	2006
61	Chuck Seelbach	1972
55	Mike Henneman	1987
53	Ryan Perry	2009
49	Masao Kida	1999
48	Ron Nischwitz	1962
48	Fred Scherman	1970
48	Kurt Knudsen	1992

GAMES STARTED

37	Herman Pillette	1922
36	Roscoe Miller	1901
33	Ed Siever	1901
32	Ed Summers	1908
32	Earl Whitehill	1924
31	Frank Lary	1955
31	Vern Ruhle	1975
31	Brian Moehler	1997
31	Rick Porcello	2009
30	George Mullin	1902
30	Rufe Gentry	1944
30	Justin Verlander	2006

COMPLETE GAMES

35	Roscoe Miller	1901
30	Ed Siever	1901
25	George Mullin	1902
24	Mark Fidrych	1976
23	Ed Summers	1908
22	Hooks Dauss	1913
18	Herman Pillette	1922
16	Earl Whitehill	1924
16	Sam Gibson	1926
16	Frank Lary	1955
16	Dave Rozema	1977

SHUTOUTS

5	Ed Summers	1908
4	Herman Pillette	1922
4	Hal White	1942
4	Mike Kilkeny	1969
4	Mark Fidrych	1976
3	Roscoe Miller	1901
3	Sailor Stroud	1910
3	Stubby Overmire	1943
3	Rufe Gentry	1944
3	Vern Ruhle	1975

SAVES

14	Chuck Seelbach	1972
7	Mike Henneman	1987
6	Mike Myers	1996
5	Kurt Knudsen	1992
5	Franklyn German	2003
5	Chris Mears	2003
3	Seven pitchers	

INNINGS PITCHED

332.0	Roscoe Miller	1901
301.0	Ed Summers	1908
288.2	Ed Siever	1901
274.2	Herman Pillette	1922
260.0	George Mullin	1902
250.1	Mark Fidrych	1976
235.0	Frank Lary	1955
233.0	Earl Whitehill	1924
225.0	Hooks Dauss	1913
218.1	Dave Rozema	1977

HITS ALLOWED

339	Roscoe Miller	1901
334	Ed Siever	1901
282	George Mullin	1902
271	Ed Summers	1908
270	Herman Pillette	1922
260	Earl Whitehill	1924
232	Ken Holloway	1923
232	Frank Lary	1955
222	Dave Rozema	1977
217	Mark Fidrych	1976

RUNS ALLOWED

168	Roscoe Miller	1901
166	Ed Siever	1901
155	George Mullin	1902
125	Earl Whitehill	1924
120	Tommy Bridges	1931
118	Jeremy Bonderman	2003
117	Ken Holloway	1923
113	Ed Lafitte	1911
112	Ed Summers	1908
110	Herman Pillette	1922

EARNED RUNS ALLOWED

109	Roscoe Miller	1901
106	George Mullin	1902
104	Ed Siever	1901
101	Jeff Weaver	1999
100	Earl Whitehill	1924
100	Jeremy Bonderman	2003
96	Ken Holloway	1923
96	Tommy Bridges	1931
96	Rufe Gentry	1944
91	Vic Sorrell	1928
91	Brian Moehler	1997

HOME RUNS ALLOWED

29	Jerry Ujdur	1982
28	Armando Galarraga	2008
27	Jeff Weaver	1999
25	Dave Rozema	1977
23	Jeremy Bonderman	2003
23	Rick Porcello	2009
22	George Zuverink	1954
22	Brian Moehler	1997
21	Justin Verlander	2006
17	Eight pitchers	

WALKS

108	Tommy Bridges	1931
108	Rufe Gentry	1944
98	Roscoe Miller	1901
98	Les Cain	1970
95	George Mullin	1902
95	Herman Pillette	1922
89	Frank Lary	1955
83	Vic Sorrell	1928
82	Hooks Dauss	1913
82	Hal White	1942

STRIKEOUTS

156	Les Cain	1970
126	Armando Galarraga	2008
124	Justin Verlander	2006
114	Jeff Weaver	1999
108	Jeremy Bonderman	2003
107	Hooks Dauss	1913
105	Tommy Bridges	1931
103	Ed Summers	1908
103	Mickey Lolich	1963
103	Mark Leiter	1991

TIGERS RECORDS



TIGERS CAREER TOP TEN

GAMES PLAYED BY POSITION

CATCHER

Bill Freehan	1,581
Oscar Stanage	1,072
Lance Parrish	1,039
Johnny Bassler	729
Ray Hayworth	642
Bob Swift	629
Birdie Tebbetts	620
Ivan Rodriguez	578
Larry Woodall	484
Red Wilson	472

FIRST BASE

Norm Cash	1,912
Hank Greenberg	1,019
Rudy York	945
Lu Blue	894
Cecil Fielder	748
Tony Clark	681
Jason Thompson	602
Miguel Cabrera	596
Dave Bergman	582
George Burns	469

SECOND BASE

Lou Whitaker	2,308
Charlie Gehringer	2,209
Dick McAuliffe	918
Ralph Young	874
Damion Easley	794
Frank Bolling	779
Placido Polanco	625
Eddie Mayo	544
Germany Schaefer	483
Jerry Lumpe	446

SHORTSTOP

Alan Trammell	2,139
Donie Bush	1,845
Billy Rogell	1,148
Harvey Kuenn	747
Deivi Cruz	702
Dick McAuliffe	663
Charley O'Leary	632
Ed Brinkman	628
Johnny Lipon	590
Jackie Tavener	537

THIRD BASE

Aurelio Rodriguez	1,236
Don Wert	1,036
Brandon Inge	997
Tom Brookens	979
Pinky Higgins	842
George Kell	826
Bob Jones	774
Travis Fryman	768
Marv Owen	717
George Moriarty	633

OUTFIELD

Ty Cobb	2,722
Al Kaline	2,488
Sam Crawford	1,906
Bobby Veach	1,565
Harry Heilmann	1,485
Mickey Stanley	1,289
Bobby Higginson	1,274
Jim Northrup	1,190
Willie Horton	1,179
Chet Lemon	1,170

DESIGNATED HITTER

Rusty Staub	420
Dmitri Young	299
Kirk Gibson	291
Willie Horton	265
Darrell Evans	253
Cecil Fielder	237
Gary Sheffield	225
Johnny Grubb	151
Al Kaline	146
John Wockenfuss	141

PITCHER

John Hiller	545
Hooks Dauss	538
Mickey Lolich	508
Dizzy Trout	493
Mike Henneman	491
Todd Jones	480
Hal Newhouser	460
George Mullin	435
Jack Morris	430
Tommy Bridges	424

TOP TIGERS SINGLE-SEASON ERRORLESS STREAKS (SINCE 1957)

CATCHER

Matt Nokes	81	4/28-9/5/1987
Mickey Tettleton	81	5/23-10/3/1992
Bill Freehan	77	4/6-7/16/1970
Dick Brown	75	4/9-7/22/1962
Bill Freehan	74	7/4-9/28/1971
Bill Freehan	72	6/13-8/28/1964
Ivan Rodriguez	67	4/3-7/14/2006
Bill Freehan	65	4/24-7/20/1965
Alex Avila	65	5/31-9/12/2010
Bill Freehan	63	6/4-8/25/1966

FIRST BASE

Darrell Evans	82	5/23-10/4/1987
Sean Casey	80	5/1-8/10/2007
Enos Cabell	72	4/5-8/2/1983
Miguel Cabrera	59	8/2-10/6/2009
Carlos Pena	57	7/15-9/28/2004
Miguel Cabrera	55	5/14-7/23/2009
Jason Thompson	54	6/18-8/14/1976
Gail Harris	52	5/18-8/15/1959
Norm Cash	50	4/20-6/17/1967
Chris Shelton	49	4/3-5/27/2006
Tony Clark	48	6/27-8/21/1998
Norm Cash	45	4/10-6/12/1963
Norm Cash	45	5/15-7/2/1964
Richie Hebner	45	5/2-10/2/1981
Rick Leach	45	4/7-8/7/1983
Darrell Evans	45	8/11-10/5/1986
Sean Casey	45	8/1-9/24/2006

SECOND BASE

Placido Polanco	141	4/2-9/30/2007
Frank Bolling	72	5/18-8/28/1959
Lou Whitaker	68	4/15-7/3/1990
Placido Polanco	67	5/13-8/6/2009
Scott Fletcher	63	4/26-9/29/1995
Dick McAuliffe	61	7/14-9/20/1968
Damion Easley	60	4/3-7/20/2000
Ramon Santiago	59	4/3-9/4/2011
Damion Easley	58	5/14-7/20/1998
Placido Polanco	53	8/8-10/6/2009
Lou Whitaker	52	8/5-10/6/1991
Mark Lewis	49	7/4-9/3/1996

THIRD BASE

Don Wert	49	5/14-7/4/1965
Aurelio Rodriguez	48	8/3-9/23/1972
Brandon Inge	48	4/3-9/26/2008
Travis Fryman	46	4/4-5/26/1996
Aurelio Rodriguez	43	6/9-7/27/1978
Tom Brookens	41	5/14-9/29/1984
Steve Boros	40	6/22-9/13/1961
Travis Fryman	40	5/3-6/16/1994
Travis Fryman	40	8/13-9/24/1995
Joe Randa	40	4/30-6/13/1998
Aurelio Rodriguez	39	7/23-9/5/1977
Marty Castillo	39	6/21-8/24/1983


SHORTSTOP

Eddie Brinkman	72	5/21-8/4/1972
Eddie Brinkman	56	7/28-9/22/1971
Alan Trammell	51	5/10-7/12/1980
Deivi Cruz	48	6/23-8/19/1997
Ramon Santiago	47	7/1-8/27/2003
Alan Trammell	42	4/8-5/29/1985
Deivi Cruz	42	7/30-9/14/1999
Alan Trammell	40	6/10-9/26/1991
Alan Trammell	40	8/3-9/29/1993
Deivi Cruz	38	7/21-8/30/2000

OUTFIELD

Magglio Ordonez	140	4/7-9/30/2007
Charlie Maxwell	134	4/20-9/29/1957
Mickey Stanley	132	4/12-10/1/1970
Mickey Stanley	131	4/13-9/22/1968
Al Kaline	129	4/6-9/24/1971
Chet Lemon	107	4/8-8/24/1985
Charlie Maxwell	106	5/28-10/2/1960
Al Kaline	106	5/26-9/28/1966
Luis Gonzalez	100	3/31-7/29/1998
Al Kaline	98	4/15-8/3/1958
Willie Horton	98	4/15-10/4/1972

ALL-STAR GAME HISTORY





ALL-STAR GAMES IN DETROIT

JULY 8, 1941 AMERICAN LEAGUE 7, NATIONAL LEAGUE 5

Detroit hosted the ninth all-star game at Briggs Stadium on July 8, 1941. The game was attended by nearly 55,000 fans and they were rewarded as the American League squad rallied from a 5-2 deficit with one run in the eighth inning and four runs in the ninth to defeat the National League. The comeback was capped by a three-run home run off the facing of the right field roof by Hall-of-Famer Ted Williams. Williams would later characterize the home run as one of the most exciting moments of his career. Arky Vaughan led the National League offense in the loss, becoming the first player in all-star history to hit two home runs in a game while adding a single and four RBI.

Three Tigers players were selected to play in the contest, including first baseman Rudy York, catcher Birdie Tebbets and righthanded pitcher Al Benton. York was the only Tigers player to appear in the game, finishing 1x3. The American League squad was managed by Tigers skipper Del Baker while Tigers coach Merv Shea served as one of the coaches.

The 1941 All-Star Game also marked the first time brothers had appeared together in a midsummer classic. Joe and Dom DiMaggio both appeared in the game for the American League with Joe finishing 1x4 with three runs scored and an RBI and Dom finishing 1x1 with an RBI.

NATIONAL LEAGUE

	AB	R	H	RBI
Hack (CHC), 3b	2	0	1	0
q-Lavagetto (BRO), 3b	1	0	0	0
Moore (STL), lf	5	0	0	1
Reiser (BRO), cf	4	0	0	0
Mize (STL), 1b	4	1	1	0
p-F. McCormick (CIN), 1b	0	0	0	0
Nicholson (CHC), rf	1	0	0	0
d-Elliott (PIT), rf	1	0	0	0
Slaughter (STL), rf	2	1	1	0
r-Vaughan (PIT), ss	4	2	3	4
Miller (ML), ss	0	0	0	0
Frey (CIN), 2b	1	0	1	0
e-Herman (BRO), 2b	3	0	2	0
Owen (BRO), c	1	0	0	0
b-Lopez (PIT), c	1	0	0	0
m-Danning (NY), c	1	0	0	0
Wyatt (BRO), p	0	0	0	0
a-Ott (NY), ph	1	0	0	0
Derringer (CIN), p	0	0	0	0
f-Walters (CIN), p	1	1	1	0
l-Medwick (STL), ph	1	0	0	0
Passeau (CHC), p	1	0	0	0
Totals	35	5	10	5

AMERICAN LEAGUE

	AB	R	H	RBI
Doerr (BOS), 2b	3	0	0	0
g-Gordon (NY), 2b	2	1	1	0
Travis (WAS), 3b	4	1	1	0
J. DiMaggio (NYY), cf	4	3	1	1
Williams (BOS), lf	4	1	2	4
Heath (CLE), rf	2	0	0	0
k-D. DiMaggio (BOS), rf	1	0	1	1
Cronin (BOS), ss	2	0	0	0
h-Boudreau (CLE), ss	2	0	2	1
York (DET), 1b	3	0	1	0
Fox (BOS), 1b	1	0	0	0
Dickey (NYY), c	3	0	1	0
o-Hayes (PHI), c	1	0	0	0
Feller (CLE), p	0	0	0	0
c-Cullenbine (STL), ph	1	0	0	0
Lee (CWS), p	1	0	0	0
j-Hudson (WAS), p	0	0	0	0
n-Keller (NY), ph	1	0	0	0
E. Smith (CWS), p	0	0	0	0
s-Keltner (CLE), ph	1	1	1	0
Totals	36	7	11	7

a-Struck out for Wyatt in 3rd; b-Replaced Owen at C in 3rd; c-Grounded out for Feller in 3rd; d-Replaced Nicholson at RF in 4th; e-Singled for Frey in 5th; f-Replaced Derringer at P in 5th; g-Replaced Doerr at 2B in 5th; h-Replaced Cronin at SS in 5th; i-Replaced Elliott at RF in 6th; j-Replaced Lee at P in 7th; k-Replaced Heath at RF in 7th; l-Grounded out for Walters in 7th; m-Replaced Lopez at C in 7th; n-Struck out for Hudson in 7th; o-Replaced Dickey at C in 8th; p-Replaced Mize at 1B in 8th; q-Grounded out for Hack in 9th; r-Replaced Vaughan at SS in 9th; s-Singled for Smith in 9th.

E-Reiser 2, Williams, Heath, E. Smith. **LOB**-National 6, American 7. **2B**-Travis, Williams, Walters, Herman, Mize, J. DiMaggio. **HR**-Vaughan 2, Williams. **S**-Hack, Lopez.

NATIONAL	0	0	0	1	2	2	0	5	10	2
AMERICAN	0	0	0	1	1	0	1	4	7	11

NATIONAL	IP	H	R	ER	BB	SO	AMERICAN	IP	H	R	ER	BB	SO
Wyatt	2.0	0	0	0	1	0	Feller	3.0	1	0	0	0	4
Derringer	2.0	2	1	1	0	1	Lee	3.0	4	1	1	0	0
Walters	2.0	3	1	1	2	2	Hudson	1.0	3	2	2	1	1
Passeau (L)	2.2	6	5	5	1	3	E. Smith (W)	2.0	2	2	2	0	2

T-2:34. A-54,674. UMPIRES-Summers, Grieve (AL); Jorda, Pinelli (NL).

JULY 10, 1951 NATIONAL LEAGUE 8, AMERICAN LEAGUE 3

Briggs Stadium hosted the 18th all-star game on July 10, 1951 as the Midsummer Classic was again played in Detroit. Over 52,000 fans were in attendance and witnessed a home run barrage as the National League squad thumped an all-star record four roundtrippers to defeat the American League 8-3 and claim their second consecutive victory for the first time in all-star history. The American League chipped in two home runs to raise the game total to six, establishing a new all-star record.

Ralph Kiner drilled a two-run homer for the National League in the eighth inning, which made him the only player in history to homer in three consecutive all-star games. Stan Musial also established a new all-star record by being caught stealing twice.

The Tigers were represented by third baseman George Kell, outfielder Vic Wertz and righthanded pitcher Fred Hutchinson. Kell started the game at third base and drilled a solo home run while Wertz started the game in right field and also connected for a solo roundtripper. Hutchinson worked three innings in the loss, allowing three runs on three hits while issuing two walks.

NATIONAL LEAGUE

	AB	R	H	RBI
Ashburn (PHI), cf	4	2	2	0
l-Sniider (BRO), cf	0	0	0	0
Dark (NY), ss	5	0	1	0
k-Reese (BRO), ss	0	0	0	0
Musial (STL), lf-rf	4	1	2	1
s-Westlake (STL), lf	0	0	0	0
J. Robinson (BRO), 2b	4	1	2	0
r-Schoendienst (STL), 2b	0	0	0	0
Hodges (BRO), 1b	5	2	2	2
Elliott (ML), 3b	2	1	1	2
c-Jones (PHI), 3b	2	0	0	0
Ennis (PHI), rf	2	0	0	0
d-Kiner (PIT), lf	2	1	1	0
m-Wyrostek (CIN), if	1	0	0	0
Campanella (BRO), c	4	0	0	0
Roberts (PHI), p	0	0	0	0
a-Slaughter (STL), ph	1	0	0	0
Maglie (NY), p	1	0	0	0
f-Newcombe (BRO), p	2	0	1	0
q-Blackwell (CIN), p	0	0	0	0
Totals	39	8	12	5

AMERICAN LEAGUE

	AB	R	H	RBI
D. DiMaggio (BOS), cf	5	0	1	0
Fox (CWS), 2b	3	0	1	0
j-Doerr (BOS), ph-2b	1	0	1	0
Kell (DET), 3b	3	1	1	1
Williams (BOS), lf	3	0	1	0
o-Busby (CWS), lf	0	0	0	0
Berra (NY), c	4	1	1	0
Wertz (DET), rf	3	1	1	1
h-Rizzuto (NYY), ss	1	0	0	0
Fain (PHI), 1b	3	0	1	1
n-E. Robinson (CWS), 1b	1	0	0	0
Carrasquel (CWS), ss	2	0	1	0
g-Minso (CWS), ph-rf	2	0	0	0
Garver (STL), p	1	0	0	0
b-Lopat (NY), p	0	0	0	0
e-Doby (CLE), ph	1	0	0	0
Hutchinson (DET), p	0	0	0	0
i-Stephens (BOS), p	1	0	0	0
Parnell (BOS), p	0	0	0	0
p-Lemon (CLE), p	0	0	0	0
t-Hegan (CLE), ph	1	0	1	0
Totals	35	3	10	3

a-Lined out for Roberts in 3rd; b-Replaced Garver at P in 4th; c-Replaced Elliott at 3B in 4th; d-Replaced Ennis at LF in 4th; e-Popped out for Lopat in 4th; f-Replaced Maglie at P in 6th; g-Grounded out for Carrasquel in 6th; h-Replaced Wertz at SS; i-Struck out for Hutchinson in 7th; j-Singled for Fox in the 7th; k-Replaced Dark at SS in 8th; l-Replaced Ashburn at CF in 8th; m-Replaced Kiner at RF in 8th; n-Grounded out for Fain in 8th; o-Replaced Williams at LF in 9th; p-Replaced Parnell at P in 9th; q-Replaced Newcombe at P in 9th; r-Replaced Robinson at 2B in 9th; s-Replaced Musial at LF in 9th; t-Doubled for Lemon in 9th.

E-J. Robinson, Berra, Fox. **LOB**-National 8, American 9. **2B**-Ashburn, Hegan. **3B**-Fain, Williams. **HR**-Musial, Elliott, Wertz, Kell, Hodges, Kiner. **S**-Kell. **PB**-Campanella.

NATIONAL	1	0	0	3	0	2	1	8	12	1
AMERICAN	0	1	0	1	1	0	0	3	10	2

NATIONAL	IP	H	R	ER	BB	SO	AMERICAN	IP	H	R	ER	BB	SO
Roberts	2.0	4	1	1	1	1	Garver	3.0	1	1	0	1	1
Maglie (W)	3.0	3	2	2	1	1	Lopat (L)	1.0	3	3	3	0	0
Newcombe	3.0	2	0	0	0	3	Hutchinson	3.0	3	3	3	2	0
Blackwell	1.0	1	0	0	1	2	Parnell	1.0	3	1	1	1	1
							Lemon	1.0	2	0	0	1	1

T-2:41. A-52,075. UMPIRES-Passarella, Hurley, Honochick (AL); Robb, Jorda, Dascoli (NL).

ALL-STAR GAMES IN DETROIT



JULY 13, 1971 AMERICAN LEAGUE 6, NATIONAL LEAGUE 4

The all-star game returned to Detroit on July 13, 1971 as the best players in baseball flocked to Tiger Stadium for the 42nd Midsummer Classic. The American League squad hit three home runs to take the 6-4 victory and snap an eight-game losing streak. Reggie Jackson provided the memorable moment when he crushed a Dock Ellis delivery off the light tower in right field for a two-run homer.

The National League hit three home runs as the two teams matched an all-star record with a combined six home runs, all by Hall-of-Fame players (Hank Aaron, Johnny Bench, Roberto Clemente, Jackson, Harmon Killebrew, Frank Robinson).

Frank Robinson was named as the game's most valuable player after finishing the game 1x2 with a home run and two RBI. Robinson's home run made him the first player in all-star history to hit a home run for both the American and National League.

The Tigers were represented by first baseman Norm Cash, catcher Bill Freehan, outfielder Al Kaline and lefthanded pitcher Mickey Lolich. Cash started at first base and finished 0x2, while Freehan started behind the plate and went hitless in three trips to the plate. Kaline entered the game playing right field in the sixth inning and finished the game 1x2 with a run scored. Lolich worked the final two innings, allowing one run on one hit, while striking out one.

NATIONAL LEAGUE					AMERICAN LEAGUE				
	AB	R	H	RBI		AB	R	H	RBI
Mays (SF), cf	2	0	0	0	Carew (MIN), 2b	1	1	0	0
d-Clemente (PIT), rf	2	1	1	1	h-Rojas (KC), 2b	1	0	0	0
t-Millian (ATL), 2b	0	0	0	0	Murcer (NYY), cf	1	0	1	0
Aaron (ATL), rf	2	1	1	1	k-Cuellar (BAL), p	0	0	0	0
c-May (CIN), 1b	1	0	0	0	o-Buford (BAL), ph	1	0	0	0
Torre (STL), 3b	3	0	0	0	Lolich (DET), p	0	0	0	0
r-Santo (CHC), 3b	1	0	0	0	Yastrzemski (BOS), lf	3	0	0	0
Stargell (PIT), lf	2	1	0	0	F. Robinson (BAL), rf	2	1	1	2
Brock (STL), ph	1	0	0	0	j-Kaline (DET), rf	2	1	1	0
McCovey (SF), 1b	2	0	0	0	Cash (DET), 1b	2	0	0	0
e-Marichal (SF), p	0	0	0	0	g-Killebrew (MIN), 1b	2	1	1	2
l-Kessinger (CHC), ss	2	0	0	0	B. Robinson (BAL), 3b	3	0	1	0
Bench (CIN), c	4	1	2	2	Freehan (DET), c	3	0	0	0
Beckert (CHC), 2b	3	0	0	0	p-Munson (NYY), c	0	0	0	0
s-Rose (CIN), rf	0	0	0	0	Aparicio (BOS), ss	3	1	1	0
Harrelson (NY), ss	2	0	0	0	Blue (OAK), p	0	0	0	0
m-Jenkins (CHC), p	0	0	0	0	a-Jackson (OAK), ph	1	1	1	2
n-Colbert (SD), ph	1	0	0	0	Palmer (BAL), p	0	0	0	0
Wilson (HOU), p	0	0	0	0	f-Howard (WAS), ph	1	0	0	0
Ellis (PIT), p	1	0	0	0	i-Otis (KC), cf	1	0	0	0
b-Davis (LA), cf	1	0	1	0	Totals	29	6	7	6
q-Bonds (SF), cf	1	0	0	0					
Totals	34	4	5	4					

a-Homered for Blue in 3rd; b-Entered at CF in 4th; c-Entered at 1B in 4th; d-Entered at RF in 4th; e-Entered at P in 4th; f-Grounded out for Palmer in 5th; g-Replaced Cash at 1B in 6th; h-Replaced Carew at 2B in 6th; i-Entered at CF in 6th; j-Replaced Robinson at RF in 6th; k-Entered at P in 6th; l-Entered at SS in 6th; m-Entered at P in 6th; n-Struck out for Jenkins in 7th; o-Struck out for Cuellar in 7th; p-Replaced Freehan at C in 8th; q-Struck out for Davis in 8th; r-Grounded out for Torre in 8th; s-Entered at RF in 8th; t-Entered at 2B in 8th.

E-None. LOB-National 2, American 2. HR-Bench, Aaron, Clemente, Jackson, F. Robinson, Killebrew. HBP-Stargell (by Blue).

NATIONAL	0.21	0.00	0.10	4	5	0
AMERICAN	0.04	0.02	0.0X	6	7	0
NATIONAL	IP	H	R	ER	BB	SO
Ellis (L)	3.0	4	4	4	1	2
Marichal	2.0	0	0	0	1	1
Jenkins	1.0	3	2	2	0	0
Wilson	2.0	0	0	0	1	2
AMERICAN	IP	H	R	ER	BB	SO
Blue (W)	3.0	2	3	3	0	3
Palmer	2.0	1	0	0	0	2
Cuellar	2.0	1	0	0	1	2
Lolich	2.0	1	1	1	0	1

T-2:05. A-53,559. UMPIRES-Umont, O'Donnell, Denkinger (AL); Pryor, Harvey, Colosi (NL).

JULY 12, 2005 AMERICAN LEAGUE 7, NATIONAL LEAGUE 5

The all-star game made its return to Detroit and first visit to Comerica Park on July 12, 2005 for the 76th Midsummer Classic. The American League jumped out to an early 7-0 lead and held on for the 7-5 victory. The victory was the eighth consecutive for the American League and raised their record to 3-1 in all-star games played in Detroit.

Miguel Tejada led the American League offensive attack with a two-run homer and played solid defense at shortstop to earn the game's most valuable player award. David Ortiz was the only player in the game to collect multiple hits, finishing 2x3 with a pair of singles and an RBI.

Andrew Jones led the National League offense with two runs scored, a home run and two RBI. Derrek Lee, Moises Alou and Luis Gonzalez each chipped in with doubles to round out the offensive attack for the National League.

Mark Buehrle started for the American League and worked two scoreless innings to earn the victory. John Smoltz allowed a solo home run to Tejada to take the loss. Mariano Rivera struck out Morgan Ensberg to end the game and earn the save.

The Tigers were represented by catcher Ivan Rodriguez, who was named to his 12th all-star team. Rodriguez entered the game behind the plate in the fifth inning and finished 0x1 with a walk in his two trips to the plate.

NATIONAL LEAGUE					AMERICAN LEAGUE				
	AB	R	H	RBI		AB	R	H	RBI
Abreu (PHI), rf	2	0	1	0	Damon (BOS), cf	2	1	1	0
e-Rollins (PHI), ss	1	0	1	0	b-Suzuki (SEA), cf-rf	2	0	1	2
u-Gonzalez (FLA), ph	1	1	1	1	A. Rodriguez (NYY), 3b	2	1	1	0
Beltran (NYM), lf	3	0	1	0	d-Mora (BAL), 3b	1	0	0	0
f-LoDuca (FLA), c	2	0	0	0	s-Hillenbrand (TOR), 3b	0	0	0	0
Pujols (STL), dh	2	0	1	0	Ortiz (BOS), dh	3	0	2	1
k-C. Lee (MIL), ph-dh	3	0	0	1	r-Sweeney (KC), ph-dh	1	0	0	0
D. Lee (CHC), 1b	3	0	1	0	M. Ramirez (BOS), lf	2	0	0	0
p-Ensberg (HOU), 1b	2	0	0	0	c-Anderson (LAA), lf	2	0	0	0
Edmonds (STL), cf-rf	1	0	0	0	Tejada (BAL), ss	3	1	1	2
l-Alou (CHC), ph-rf	1	1	1	0	i-Young (TEX), ss	1	0	1	0
Ramirez (CHC), 3b	2	0	1	0	Guerrero (LAA), rf	3	0	1	0
q-Lopez (CIN), 3b	1	0	1	0	m-Soriano (TEX), pr-2b	1	1	0	0
Piazza (NYM), c	2	0	0	0	Teixeira (TEX), 1b	3	1	1	2
g-Cabrera (FLA), lf	2	0	0	1	o-Konerko (CWS), 1b	1	0	0	0
Kent (LA), 2b	1	0	0	0	Varitek (BOS), c	1	1	1	0
a-Castillo (FLA), 2b	3	1	1	0	j-l. Rodriguez (DET), c	1	0	0	0
Eckstein (STL), ss	2	0	0	0	Roberts (BAL), 2b	2	1	1	0
h-A. Jones (ATL), cf	1	2	1	2	n-Sheffield (NYY), ph-rf	1	0	0	0
Totals	35	5	11	5	t-Podsednik (CWS), cf	0	0	0	0
					Totals	32	7	11	7

a-Entered at 2B in 2nd; b-Entered at CF in 4th; c-Entered at LF in 4th; d-Entered at 3B in 5th; e-Entered at SS in 5th; f-Entered at C in 5th; g-Entered at LF in 5th; h-Entered at CF in 5th; i-Entered at SS in 6th; j-Entered at C in 6th; k-Filed out for Pujols in 6th; l-Walked for Edmonds in 6th; m-Ran for Guerrero in 6th; n-Grounded into double play for Roberts in 6th; o-Entered at 1B in 7th; p-Entered at 1B in 7th; q-Entered at 3B in 7th; r-Struck out for Ortiz in 7th; s-Entered at 3B in 8th; t-Entered at CF in 9th; u-Doubled for Rollins in 9th.

E-Colon. LOB-National 8, American 4. 2B-D. Lee, Alou, Gonzalez, Roberts, Young. HR-A. Jones, Teixeira, Tejada.

NATIONAL	0.00	0.00	2.12	5	11	0
AMERICAN	0.12	2.02	0.0X	7	11	1
NATIONAL	IP	H	R	ER	BB	SO
Carpenter	1.0	2	0	0	0	0
Smoltz (L)	1.0	2	1	1	0	0
Oswalt	1.0	2	2	2	1	1
Hernandez	1.0	2	2	2	1	0
Clemens	1.0	0	0	0	0	0
Willis	1.0	2	2	2	1	0
Lidge	1.0	0	0	0	0	3
Peavy	0.2	1	0	0	0	1
C. Cordero	0.1	0	0	0	0	1
AMERICAN	IP	H	R	ER	BB	SO
Buehrle (W)	2.0	3	0	0	0	3
Colon	1.0	1	0	0	0	0
Santana	1.0	1	0	0	0	1
Clement	1.0	0	0	0	0	1
Garland	1.0	0	0	0	2	0
Rogers	1.0	3	2	2	0	1
Nathan	1.0	2	1	1	0	0
Wickman	0.0	0	1	1	1	0
Ryan	0.2	1	1	1	0	0
Rivera (S)	0.1	0	0	0	0	1

T-2:41. A-41,617. UMPIRES-West, T. Welke, Cooper, DiMuro, Bucknor, Fletcher




TIGERS ALL-STAR GAME SELECTIONS

1933 Charlie Gehringer (2B)	1948 Hoot Evers (OF) George Kell† (3B)	1961 (Game Two) Jim Bunning (P) Norm Cash (1B) Al Kaline (OF)	1975 Bill Freehan† (C)	1994 Travis Fryman (3B) Mickey Tettleton (C)
1934 Tommy Bridges‡ (P) Mickey Cochrane (C)	Pat Mullin (OF) Hal Newhouser (P)	1962 (Game One) Hank Aguirre† (P) Jim Bunning (P) Rocky Colavito (OF)	1976 Mark Fidrych (P) Ron LeFlore (OF) Rusty Staub (OF)	1995 David Wells (P)
Charlie Gehringer (2B) 1935 Tommy Bridges‡ (P) Mickey Cochrane‡ (C)	1949 George Kell (3B) Virgil Trucks (P) Vic Wertz (OF)	1962 (Game Two) Hank Aguirre (P) Jim Bunning† (P) Rocky Colavito (OF) Al Kaline (OF)	1977 Mark Fidrych* (P) Jason Thompson‡ (1B)	1996 Travis Fryman (3B)
Charlie Gehringer (2B) Schoolboy Rowe† (P)	1950 Hoot Evers (OF) Ted Gray (P) Art Houtteman (P)	1963 Jim Bunning (P) Al Kaline (OF)	1978 Jason Thompson (1B)	1997 Justin Thompson (P)
1936 Tommy Bridges* (P)	George Kell (3B) Fred Hutchinson (P)	1964 Bill Freehan† (C) Al Kaline* (OF) Jerry Lumpe† (2B)	1979 Steve Kemp (OF)	1998 Damion Easley (2B)
Charlie Gehringer (2B) Goose Goslin (OF) Schoolboy Rowe (P)	1951 George Kell (3B) Vic Wertz (OF)	1965 Bill Freehan (C) Willie Horton (OF) Al Kaline (OF)	1980 Lance Parrish (C) Alan Trammell (SS)	1999 Brad Ausmus (C)
1937 Tommy Bridges (P)	1952 Vic Wertz‡ (OF)	1966 Norm Cash (1B) Bill Freehan (C) Al Kaline (OF)	1981 Jack Morris (P)	2000 Todd Jones (P)
Charlie Gehringer (2B) Hank Greenberg† (1B) Gee Walker* (OF)	1953 Harvey Kuenn (SS)	1967 Bill Freehan (C) Al Kaline* (OF) Dick McAuliffe (SS)	1982 Lance Parrish (C)	2001 Tony Clark (1B)
1938 Charlie Gehringer(2B) Hank Greenberg* (1B) Vern Kennedy‡ (P) Rudy York (C)	1954 Ray Boone (3B) Harvey Kuenn† (SS)	1968 Bill Freehan (C) Willie Horton (OF) Denny McLain (P)	1983 Aurelio Lopez† (P) Lance Parrish (C) Lou Whitaker (2B)	2002 Robert Fick (OF)
1939 Tommy Bridges (P)	1955 Billy Hoef† (P)	1969 Bill Freehan (C) Mickey Lolich† (P) Denny McLain (P)	1984 Willie Hernandez (P) Chet Lemon (OF) Jack Morris (P)	2003 Dmitri Young† (OF)
Hank Greenberg (1B) Bobo Newsom† (P)	Al Kaline (OF) Harvey Kuenn (SS)	1970 Bill Freehan (C) Willie Horton (OF) Denny McLain (P) Don Wert (3B)	Lance Parrish (C) Alan Trammell* (SS) Lou Whitaker (2B)	2004 Carlos Guillen† (SS) Ivan Rodriguez (C)
1940 Tommy Bridges‡ (P)	1956 Ray Boone (3B)	1971 Norm Cash (1B) Bill Freehan (C) Mickey Lolich† (P) Denny McLain (P)	Lou Whitaker (2B)	2005 Ivan Rodriguez (C)
Hank Greenberg (1B) Bobo Newsom (P)	Al Kaline (OF) Harvey Kuenn (OF)	1972 Norm Cash (1B) Bill Freehan (C) Mickey Lolich (P)	1985 Willie Hernandez† (P) Jack Morris (P)	2006 Magglio Ordonez (OF) Ivan Rodriguez (C) Kenny Rogers (P)
1941 Al Benton† (P) Birdie Tebbetts‡ (C)	1957 Jim Bunning (P) Al Kaline (OF) Harvey Kuenn (SS) Charlie Maxwell (OF)	1973 Ed Brinkman (SS) Bill Freehan† (C) Willie Horton (OF)	Lance Parrish* (C) Dan Petry (P) Alan Trammell (SS) Lou Whitaker (2B)	2007 Carlos Guillen (SS) Magglio Ordonez (OF) Placido Polanco (2B) Ivan Rodriguez (C) Justin Verlander (P)
Rudy York (1B) 1942 Al Benton (P) Hal Newhouser† (P)	1958 Al Kaline (OF) Harvey Kuenn (OF)	1974 John Hiller† (P) Al Kaline (OF)	Lou Whitaker (2B)	2008 Carlos Guillen (3B)
Birdie Tebbetts (C) Rudy York (1B) 1943 Hal Newhouser (P)	1959 (Game One) Jim Bunning (P) Al Kaline (OF) Harvey Kuenn (OF)		1986 Willie Hernandez (P) Lance Parrish (C) Lou Whitaker (2B)	2009 Curtis Granderson (OF) Brandon Inge (3B) Edwin Jackson (P) Justin Verlander† (P)
Dick Wakefield (OF) Rudy York (1B)	1959 (Game Two) Al Kaline (OF) Harvey Kuenn* (OF)		1987 Jack Morris (P) Matt Nokes (C) Alan Trammell (SS) Lou Whitaker* (2B)	2010 Miguel Cabrera (1B) Jose Valverde (P) Justin Verlander (P)
1944 Pinky Higgins (3B) Hal Newhouser (P) Dizzy Trout† (P) Rudy York† (1B)	1960 (Game One) Al Kaline (OF) Frank Lary (P)		1988 Doyle Alexander† (P)	2011 Alex Avila (C) Miguel Cabrera (1B) Jhonny Peralta (SS) Jose Valverde† (P) Justin Verlander† (P)
1945 Hank Greenberg† (1B)	1960 (Game Two) Al Kaline (OF) Frank Lary (P)		1989 Mike Henneman† (P)	
1946 Hal Newhouser (P)	1961 (Game One) Jim Bunning (P)		1990 Cecil Fielder (1B) Alan Trammell (SS)	
1947 George Kell (3B) Pat Mullin† (OF)	Norm Cash (1B) Al Kaline (OF) Frank Lary (P)		1991 Cecil Fielder (1B)	
Hal Newhouser (P) Dizzy Trout† (P)			1992 Travis Fryman (SS)	
			1993 Cecil Fielder (1B) Travis Fryman (SS)	

Note: No game was played in 1945, although teams were selected

Bold Voted to start or started
*Selected but replaced due to injury
‡ Selected but did not appear in game

TIGERS POST-SEASON HISTORY





1907 WORLD SERIES

Chicago (NL) 4 -- Detroit (AL) 0

GAME 1 • OCTOBER 8, 1907

					R	H	E
DETROIT	000	000	030	000	3	9	3
CHICAGO	000	100	002	000	3	10	5

Pitchers: Donovan vs. Overall, Reulbach (10)
Attendance: 24,377

GAME 2 • OCTOBER 9, 1907

					R	H	E
DETROIT	010	000	000		1	10	1
CHICAGO	010	200	00x		3	8	1

Pitchers: MULLIN vs. PFIESTER
Attendance: 21,901

GAME 3 • OCTOBER 10, 1907

					R	H	E
DETROIT	000	001	000		1	6	1
CHICAGO	010	310	00x		5	10	1

Pitchers: SIEVER, Killian (5) vs. REULBACH
Attendance: 13,114

GAME 4 • OCTOBER 11, 1907

					R	H	E
CHICAGO	000	020	301		6	7	2
DETROIT	000	100	000		1	5	2

Pitchers: OVERALL vs. DONOVAN
Attendance: 11,306

GAME 5 • OCTOBER 12, 1907

					R	H	E
CHICAGO	110	000	000		2	7	1
DETROIT	000	000	000		0	7	2

Pitchers: BROWN vs. MULLIN
Attendance: 7,370

TIGERS STATISTICS FROM THE 1907 WORLD SERIES

Player	AVG	G	AB	R	H	TB	2B	3B	HR	RBI	SH	SF	HB	BB	SO	SB	CS	OBP	SLG	E
Archer, Jimmy	.000	1	3	0	0	0	0	0	0	0	0	0	0	0	1	0	0	.000	.000	0
Cobb, Ty	.200	5	20	1	4	6	0	1	0	0	0	0	1	0	3	0	1	.238	.300	0
Coughlin, Bill	.250	5	20	0	5	5	0	0	0	0	0	0	0	1	4	1	0	.286	.250	2
Crawford, Sam	.238	5	21	1	5	6	1	0	0	3	0	0	0	0	3	0	0	.238	.286	0
Donovan, Wild Bill	.000	2	8	0	0	0	0	0	0	0	0	0	0	0	3	0	0	.000	.000	0
Jones, Davy	.353	5	17	1	6	6	0	0	0	0	1	0	0	4	0	3	1	.476	.353	1
Killian, Ed	.500	1	2	1	1	1	0	0	0	0	0	0	0	0	0	0	0	.500	.500	0
Mullin, George	.000	2	6	0	0	0	0	0	0	0	0	0	0	0	1	0	0	.000	.000	0
O'Leary, Charley	.059	5	17	0	1	1	0	0	0	0	1	0	0	1	3	0	1	.111	.059	2
Payne, Fred	.250	2	4	0	1	1	0	0	0	1	0	0	0	0	0	1	0	.250	.250	1
Rossman, Claud	.400	5	20	1	8	10	0	1	0	2	0	0	0	1	0	1	0	.429	.500	1
Schaefer, Germany	.143	5	21	1	3	3	0	0	0	0	1	0	0	0	3	0	2	.143	.143	0
Schmidt, Boss	.167	4	12	0	2	2	0	0	0	0	0	0	0	2	1	0	0	.286	.167	2
Siever, Ed	.000	1	1	0	0	0	0	0	0	0	0	0	0	0	0	0	0	.000	.000	0
Totals	.209	5	172	6	36	41	1	2	0	6	3	0	1	9	22	6	5	.253	.238	9
Pitcher	W-L	ERA	G	GS	CG	SHO	SV	IP	H	AB	R	ER	HR	HB	BB	SO	WP	BK	AVG	
Donovan, Wild Bill	0-1	1.71	2	2	2	0	0	21.0	17	72	9	4	0	3	5	16	0	0	.236	
Mullin, George	0-2	2.12	2	2	2	0	0	17.0	16	62	5	4	0	1	6	8	0	0	.258	
Killian, Ed	0-0	2.25	1	0	0	0	0	4.0	3	15	1	1	0	0	1	1	0	0	.200	
Siever, Ed	0-1	4.50	1	1	0	0	0	4.0	7	18	4	2	0	0	0	1	0	0	.389	
Totals	0-4	2.15	5	5	4	0	0	46.0	43	167	19	11	0	4	12	26	0	0	.257	



Chicago (NL) 4 -- Detroit (AL) 1

POST-SEASON

GAME 1 • OCTOBER 10, 1908

				R	H	E
CHICAGO	004	000	105	10	14	2
DETROIT	100	000	320	6	10	3

Pitchers: Reulbach, Overall (7), BROWN (8) vs. Killian, SUMMERS (3)

Attendance: 10,812

GAME 2 • OCTOBER 11, 1908

				R	H	E
DETROIT	000	000	001	1	4	1
CHICAGO	000	000	06x	6	7	0

Pitchers: DONOVAN vs. OVERALL

HR: Tinker (CHC)

Attendance: 17,760

GAME 3 • OCTOBER 12, 1908

				R	H	E
DETROIT	100	005	020	8	12	4
CHICAGO	000	300	000	3	7	0

Pitchers: MULLIN vs. PFEISTER, Reulbach (9)

Attendance: 14,543

GAME 4 • OCTOBER 13, 1908

				R	H	E
CHICAGO	002	000	001	3	10	0
DETROIT	000	000	000	0	4	1

Pitchers: BROWN vs. SUMMERS, Winter (9)

Attendance: 12,907

GAME 5 • OCTOBER 14, 1908

				R	H	E
CHICAGO	100	010	000	2	10	0
DETROIT	000	000	000	0	3	0

Pitchers: OVERALL vs. DONOVAN

Attendance: 6,210

TIGERS STATISTICS FROM THE 1908 WORLD SERIES

Player	AVG	G	AB	R	H	TB	2B	3B	HR	RBI	SH	SF	HB	BB	SO	SB	CS	OBP	SLG	E
Cobb, Ty	.368	5	19	3	7	8	1	0	0	4	1	0	0	1	2	2	1	.400	.421	1
Coughlin, Bill	.125	3	8	0	1	1	0	0	0	1	0	1	1	0	1	0	0	.200	.125	1
Crawford, Sam	.238	5	21	2	5	6	1	0	0	1	0	0	0	1	2	0	0	.273	.286	0
Donovan, Wild Bill	.000	2	4	0	0	0	0	0	0	0	1	0	0	1	1	1	0	.200	.000	1
Downs, Red	.167	2	6	1	1	2	1	0	0	1	0	0	0	1	2	0	0	.286	.333	1
Jones, Davy	.000	3	2	1	0	0	0	0	0	0	0	0	0	1	1	0	0	.333	.000	0
McIntyre, Matty	.222	5	18	2	4	5	1	0	0	0	0	0	1	3	2	1	0	.364	.278	1
Mullin, George	.333	1	3	1	1	1	0	0	0	1	0	0	0	1	0	0	0	.500	.333	0
O'Leary, Charley	.158	5	19	2	3	3	0	0	0	0	1	0	0	0	3	0	0	.158	.158	1
Rossmann, Claud	.211	5	19	3	4	4	0	0	0	3	0	0	0	1	4	1	0	.250	.211	2
Schaefer, Germany	.125	5	16	0	2	2	0	0	0	0	1	0	0	1	4	1	1	.176	.125	1
Schmidt, Boss	.071	4	14	0	1	1	0	0	0	1	0	0	0	0	2	0	0	.071	.071	0
Summers, Ed	.200	2	5	0	1	1	0	0	0	1	0	0	0	0	2	0	0	.200	.200	0
Thomas, Ira	.500	2	4	0	2	3	1	0	0	1	0	0	0	1	0	0	0	.600	.750	0
Totals	.203	5	158	15	32	37	5	0	0	14	4	1	2	12	26	6	2	.266	.234	9
Pitcher	W-L	ERA	G	GS	CG	SHO	SV	IP	H	AB	R	ER	HR	HB	BB	SO	WP	BK	AVG	
Donovan, Wild Bill	0-2	4.24	2	2	2	0	0	17.0	17	60	8	8	1	0	4	10	1	0	.283	
Killian, Ed	0-2	11.57	1	1	0	0	0	2.1	5	12	4	3	0	0	3	1	0	0	.417	
Mullin, George	1-0	0.00	1	1	1	0	0	9.0	7	32	3	0	0	0	1	8	0	0	.219	
Summers, Ed	0-2	4.30	2	1	0	0	0	14.2	18	56	8	7	0	0	4	7	0	0	.321	
Winter, George	0-0	0.00	1	0	0	0	0	1.0	1	4	1	0	0	0	1	0	0	0	.250	
Totals	1-4	3.68	5	5	3	0	0	44.0	48	164	24	18	1	0	13	26	1	0	.293	



1909 WORLD SERIES

Pittsburgh (NL) 4 -- Detroit (AL) 3

GAME 1 • OCTOBER 8, 1909

				R	H	E
DETROIT	1	00	000	1	6	4
PITTSBURGH	0	00	121 00x	4	5	0

Pitchers: MULLIN vs. ADAMS

HR: Clarke (PIT)

Attendance: 29,264

GAME 2 • OCTOBER 9, 1909

				R	H	E
DETROIT	0	23	020 000	7	9	2
PITTSBURGH	2	00	000 000	2	5	1

Pitchers: DONOVAN vs. CAMNITZ, Willis (3)

Attendance: 30,915

GAME 3 • OCTOBER 11, 1909

				R	H	E
PITTSBURGH	5	10	000 002	8	10	2
DETROIT	0	00	000 402	6	11	5

Pitchers: MADDOX vs. SUMMERS, Willett (1), Works (8)

Attendance: 18,277

GAME 4 • OCTOBER 12, 1909

				R	H	E
PITTSBURGH	0	00	000 000	0	5	6
DETROIT	0	20	300 00x	5	8	0

Pitchers: LEIFIELD, Phillippe (5) vs. MULLIN

Attendance: 17,036

GAME 5 • OCTOBER 13, 1909

				R	H	E
DETROIT	1	00	002 010	4	6	1
PITTSBURGH	1	11	000 41x	8	10	2

Pitchers: SUMMERS, Willett (8) vs. ADAMS

HR: D. Jones (DET), Crawford (DET), Clarke (PIT)

Attendance: 21,706

GAME 6 • OCTOBER 14, 1909

				R	H	E
PITTSBURGH	3	00	000 001	4	8	1
DETROIT	1	00	211 00x	5	10	2

Pitchers: WILLIS, Camnitz (6), Phillippe (7) vs. MULLIN

Attendance: 10,535

GAME 7 • OCTOBER 16, 1909

				R	H	E
PITTSBURGH	0	20	203 010	8	7	0
DETROIT	0	00	000 000	0	6	3

Pitchers: ADAMS vs. DONOVAN, Mullin (4)

Attendance: 17,562

TIGERS STATISTICS FROM THE 1909 WORLD SERIES

Player	AVG	G	AB	R	H	TB	2B	3B	HR	RBI	SH	SF	HB	BB	SO	SB	CS	OBP	SLG	E
Bush, Donie	.261	7	23	5	6	7	1	0	0	3	2	0	2	5	3	1	2	.433	.304	5
Cobb, Ty	.231	7	26	3	6	9	3	0	0	5	0	0	1	2	2	2	1	.310	.346	1
Crawford, Sam	.250	7	28	4	7	13	3	0	1	4	0	0	0	1	1	1	0	.276	.464	2
Delahanty, Jim	.346	7	26	2	9	13	4	0	0	4	0	0	1	2	5	0	0	.414	.500	2
Donovan, Wild Bill	.000	2	4	0	0	0	0	0	0	0	0	0	0	0	1	0	0	.000	.000	1
Jones, Davy	.233	7	30	6	7	10	0	0	1	1	0	0	0	2	1	1	2	.281	.333	1
Jones, Tom	.250	7	24	3	6	7	1	0	0	2	1	0	0	2	0	1	0	.308	.292	1
McIntyre, Matty	.000	4	3	0	0	0	0	0	0	0	0	0	0	0	1	0	0	.000	.000	0
Moriarty, George	.273	7	22	4	6	7	1	0	0	1	0	0	0	3	1	0	1	.360	.318	0
Mullin, George	.188	6	16	1	3	4	1	0	0	0	0	0	0	1	3	0	0	.235	.250	0
O'Leary, Charley	.000	1	3	0	0	0	0	0	0	0	0	0	0	0	0	0	0	.000	.000	0
Schmidt, Boss	.222	6	18	0	4	6	2	0	0	4	0	0	0	2	0	0	0	.300	.333	4
Stanage, Oscar	.200	2	5	0	1	1	0	0	0	2	1	0	0	0	2	0	0	.200	.200	0
Summers, Ed	.000	2	3	0	0	0	0	0	0	0	0	0	0	0	2	0	0	.000	.000	0
Willett, Ed	.000	2	2	0	0	0	0	0	0	0	0	0	0	0	0	0	0	.000	.000	1
Totals	.236	7	233	28	55	77	16	0	2	26	4	0	4	20	22	6	6	.307	.330	18
Pitcher	W-L	ERA	G	GS	CG	SHO	SV	IP	H	AB	R	ER	HR	HB	BB	SO	WP	BK	AVG	
Donovan, Wild Bill	1-1	3.00	2	2	1	0	0	12.0	7	38	4	4	0	1	8	7	0	0	.184	
Mullin, George	2-1	2.25	4	3	3	1	0	32.0	23	117	14	8	1	2	8	20	0	0	.197	
Summers, Ed	0-2	8.59	2	2	0	0	0	7.1	13	34	13	7	1	1	4	4	2	0	.382	
Willett, Ed	0-0	0.00	2	0	0	0	0	7.2	3	25	1	0	0	2	0	1	0	0	.120	
Works, Ralph	0-0	9.00	1	0	0	0	0	2.0	4	9	2	2	0	0	0	2	0	0	.444	
Totals	3-4	3.10	7	7	4	1	0	61.0	50	223	34	21	2	6	20	34	2	0	.224	

LEADING OFF A POST-SEASON GAME WITH A HOME RUN

Davy Jones belted a home run to lead off Game Five of the World Series at Pittsburgh on October 13, 1909. It marks the only time a Tigers player has connected for a home run to lead off a game in the club's post-season history.



St. Louis (NL) 4 -- Detroit (AL) 3

POST-SEASON

GAME 1 • OCTOBER 3, 1934

	R	H	E
ST LOUIS	0	21	0
DETROIT	3	8	5

Pitchers: D. DEAN vs. CROWDER, Marberry (6), Hogsett (6)
HR: Medwick (STL), Greenberg (DET)
Attendance: 42,505

GAME 2 • OCTOBER 4, 1934

	R	H	E
ST LOUIS	2	7	3
DETROIT	3	7	0

Pitchers: Hallahan, WALKER (9) vs. ROWE
Attendance: 43,451

GAME 3 • OCTOBER 5, 1934

	R	H	E
DETROIT	1	8	2
ST LOUIS	4	9	1

Pitchers: BRIDGES, Hogsett (5) vs. P. DEAN
Attendance: 34,073

GAME 4 • OCTOBER 6, 1934

	R	H	E
DETROIT	10	13	1
ST LOUIS	4	10	5

Pitchers: AUKER vs. Carleton, Vance (3), WALKER (5), Haines (8), Mooney (9)
Attendance: 37,492

GAME 5 • OCTOBER 7, 1934

	R	H	E
DETROIT	3	7	0
ST LOUIS	1	7	1

Pitchers: BRIDGES vs. D. DEAN, Carleton (9)
HR: Gehring (DET), Delancey (STL)
Attendance: 38,536

GAME 6 • OCTOBER 8, 1934

	R	H	E
ST LOUIS	4	10	2
DETROIT	3	7	1

Pitchers: P. DEAN vs. ROWE
Attendance: 44,551

GAME 7 • OCTOBER 9, 1934

	R	H	E
ST LOUIS	11	17	1
DETROIT	0	6	3

Pitchers: D. DEAN vs. AUKER, Rowe (3), Hogsett (3), Bridges (4), Marberry (8), Crowder (9)
Attendance: 40,902

TIGERS STATISTICS FROM THE 1934 WORLD SERIES

Player	AVG	G	AB	R	H	TB	2B	3B	HR	RBI	SH	SF	HB	BB	SO	SB	CS	OBP	SLG	E
Auker, Eldon	.000	2	4	0	0	0	0	0	0	0	1	0	0	0	2	0	0	.000	.000	0
Bridges, Tommy	.143	3	7	0	1	1	0	0	0	0	0	0	0	1	4	0	0	.250	.143	0
Cochrane, Mickey	.214	7	28	2	6	7	1	0	0	1	1	0	0	4	3	0	0	.313	.250	0
Crowder, General	.000	2	1	0	0	0	0	0	0	0	0	0	0	0	0	0	0	.000	.000	0
Doljack, Frank	.000	2	2	0	0	0	0	0	0	0	0	0	0	0	0	0	0	.000	.000	0
Fox, Pete	.286	7	28	1	8	14	6	0	0	2	0	0	0	1	4	0	0	.310	.500	0
Gehring, Charlie	.379	7	29	5	11	15	1	0	1	2	1	0	0	3	0	1	0	.438	.517	3
Goslin, Goose	.241	7	29	2	7	8	1	0	0	2	1	0	0	3	1	0	1	.313	.276	2
Greenberg, Hank	.321	7	28	4	9	16	2	1	1	7	0	0	0	4	9	1	0	.406	.571	1
Hayworth, Ray	.000	1	0	0	0	0	0	0	0	0	0	0	0	0	0	0	0	.000	.000	0
Hogsett, Chief	.000	3	3	0	0	0	0	0	0	0	0	0	0	0	1	0	0	.000	.000	0
Owen, Marv	.069	7	29	0	2	2	0	0	0	1	0	0	1	0	5	1	0	.100	.069	2
Rogell, Billy	.276	7	29	3	8	9	1	0	0	4	0	0	0	1	4	1	0	.300	.310	3
Rowe, Schoolboy	.000	3	7	0	0	0	0	0	0	0	2	0	0	0	5	0	0	.000	.000	0
Walker, Gee	.333	3	3	0	1	1	0	0	0	1	0	0	0	0	1	0	1	.333	.333	0
White, Jo-Jo	.130	7	23	6	3	3	0	0	0	0	0	0	1	8	4	1	2	.375	.130	1
Totals	.224	7	250	23	56	76	12	1	2	20	6	0	2	25	43	5	4	.300	.304	12
Pitcher	W-L	ERA	G	GS	CG	SHO	SV	IP	H	AB	R	ER	HR	HB	BB	SO	WP	BK	AVG	
Auker, Eldon	1-1	5.56	2	2	1	0	0	11.1	16	46	8	7	0	0	5	2	0	0	.348	
Bridges, Tommy	1-1	3.63	3	2	1	0	0	17.1	21	73	9	7	1	1	1	12	1	0	.288	
Crowder, General	0-1	1.50	2	1	0	0	0	6.0	6	28	4	1	1	0	1	2	0	0	.214	
Hogsett, Chief	0-0	1.23	3	0	0	0	0	7.1	6	26	1	1	0	0	3	3	0	0	.231	
Marberry, Firpo	0-0	21.60	2	0	0	0	0	1.2	5	9	4	4	0	0	1	0	0	0	.556	
Rowe, Schoolboy	1-1	2.95	3	2	2	0	0	21.1	19	80	8	7	0	0	0	12	0	0	.238	
Totals	3-4	3.74	7	7	4	0	0	65.0	73	262	34	27	2	1	11	31	1	0	.279	



1935 WORLD SERIES

Detroit (AL) 4 -- Chicago (NL) 2

GAME 1 • OCTOBER 2, 1935

				R	H	E
CHICAGO	2 00	0 00	0 01	3	7	0
DETROIT	0 00	0 00	0 00	0	4	3

Pitchers: WARNEKE vs. ROWE

HR: Demaree (CHC)

Attendance: 47,391

GAME 2 • OCTOBER 3, 1935

				R	H	E
CHICAGO	0 00	0 10	2 00	3	6	1
DETROIT	4 00	3 00	10 x	8	9	2

Pitchers: ROOT, Henshaw (1), Kowalik (4) vs. BRIDGES

HR: Greenberg (DET)

Attendance: 46,742

GAME 3 • OCTOBER 4, 1935

				R	H	E
DETROIT	0 00	0 01	0 40	6	12	2
CHICAGO	0 20	0 10	0 02	5	10	3

Pitchers: Auker, Hogsett (7), ROWE (8) vs. Lee, Warneke (8), FRENCH (10)

HR: Demaree (CHC)

Attendance: 45,532

GAME 4 • OCTOBER 5, 1935

				R	H	E
DETROIT	0 01	0 01	0 00	2	7	0
CHICAGO	0 10	0 00	0 00	1	5	2

Pitchers: CROWDER vs. CARLETON, Root (8)

HR: Hartnett (CHC)

Attendance: 49,350

GAME 5 • OCTOBER 6, 1935

				R	H	E
DETROIT	0 00	0 00	0 01	1	7	1
CHICAGO	0 02	0 00	10 x	3	8	0

Pitchers: ROWE vs. WARNEKE, Lee (7)

HR: Klein (CHC)

Attendance: 49,237

GAME 6 • OCTOBER 7, 1935

				R	H	E
CHICAGO	0 01	0 20	0 00	3	12	0
DETROIT	1 00	1 01	0 01	4	12	1

Pitchers: FRENCH vs. BRIDGES

HR: Herman (CHC)

Attendance: 48,420

TIGERS STATISTICS FROM THE 1935 WORLD SERIES

Player	AVG	G	AB	R	H	TB	2B	3B	HR	RBI	SH	SF	HB	BB	SO	SB	CS	OBP	SLG	E
Auker, Eldon	.000	1	2	0	0	0	0	0	0	0	0	0	0	0	1	0	0	.000	.000	0
Bridges, Tommy	.125	2	8	1	1	1	0	0	0	1	0	0	0	0	3	0	0	.125	.125	0
Clifton, Flea	.000	4	16	1	0	0	0	0	0	0	0	0	0	2	4	0	0	.111	.000	1
Cochrane, Mickey	.292	6	24	3	7	8	1	0	0	1	0	0	0	4	1	0	0	.393	.333	1
Crowder, General	.333	1	3	1	1	1	0	0	0	0	0	0	0	1	0	0	0	.500	.333	0
Fox, Pete	.385	6	26	1	10	15	3	1	0	4	0	0	0	0	1	0	0	.385	.577	1
Gehring, Charlie	.375	6	24	4	9	12	3	0	4	1	0	0	2	1	1	0	0	.423	.500	0
Goslin, Goose	.273	6	22	2	6	7	1	0	0	3	0	0	0	5	0	0	0	.407	.318	1
Greenberg, Hank	.167	2	6	1	1	4	0	0	1	2	0	0	1	1	0	0	0	.375	.667	3
Owen, Marv	.050	6	20	2	1	1	0	0	0	1	1	0	1	2	3	0	0	.174	.050	1
Rogell, Billy	.292	6	24	1	7	9	2	0	0	1	0	0	0	2	5	0	1	.346	.375	0
Rowe, Schoolboy	.250	3	8	0	2	3	1	0	0	0	0	0	0	0	1	0	0	.250	.375	1
Walker, Gee	.250	3	4	1	1	1	0	0	0	0	1	0	0	1	0	0	0	.400	.250	0
White, Jo-Jo	.263	5	19	3	5	5	0	0	0	1	0	0	0	5	7	0	0	.417	.263	0
Totals	.248	6	206	21	51	67	11	1	1	18	3	0	2	25	27	1	1	.335	.325	9
Pitcher	W-L	ERA	G	GS	CG	SHO	SV	IP	H	AB	R	ER	HR	HB	BB	SO	WP	BK	AVG	
Auker, Eldon	0-0	3.00	1	1	0	0	0	6.0	6	21	3	2	1	0	2	1	0	0	.286	
Bridges, Tommy	2-0	2.50	2	2	2	0	0	18.0	18	70	6	5	1	0	4	9	0	0	.257	
Crowder, General	1-0	1.00	1	1	1	0	0	9.0	5	31	1	1	1	0	3	5	0	0	.161	
Hogsett, Chief	0-0	0.00	1	0	0	0	0	1.0	0	2	0	0	0	1	1	0	0	0	.000	
Rowe, Schoolboy	1-2	2.57	3	2	2	0	0	21.0	19	78	8	6	2	0	1	14	0	0	.244	
Totals	4-2	2.29	6	6	5	0	0	55.0	48	202	18	14	5	1	11	29	0	0	.238	

1940 WORLD SERIES



Cincinnati (NL) 4 -- Detroit (AL) 3

POST-SEASON

GAME 1 • OCTOBER 2, 1940

	R	H	E
DETROIT	050	020	000
CINCINNATI	000	100	01x

Pitchers: NEWSOM vs. DERRINGER, Moore (2), Riddle (9)
 HR: Campbell (DET)
 Attendance: 31,793

GAME 2 • OCTOBER 3, 1940

	R	H	E
DETROIT	200	001	000
CINCINNATI	022	100	00x

Pitchers: ROWE, Gorsica (4) vs. WALTERS
 HR: Ripple (CIN)
 Attendance: 30,640

GAME 3 • OCTOBER 4, 1940

	R	H	E
CINCINNATI	100	000	012
DETROIT	000	100	42x

Pitchers: TURNER, Moore (7), Beggs (8) vs. BRIDGES
 HR: York (DET), Higgins (DET)
 Attendance: 52,877

GAME 4 • OCTOBER 5, 1940

	R	H	E
CINCINNATI	201	100	010
DETROIT	001	001	000

Pitchers: DERRINGER vs. TROUT, Smith (3), McKain (7)
 Attendance: 54,093

GAME 5 • OCTOBER 6, 1940

	R	H	E
CINCINNATI	000	000	000
DETROIT	003	400	01x

Pitchers: THOMPSON, Moore (4), Vander Meer (5), Hutchings (8) vs. NEWSOM
 HR: Greenberg (DET)
 Attendance: 55,189

GAME 6 • OCTOBER 7, 1940

	R	H	E
DETROIT	000	000	000
CINCINNATI	200	001	01x

Pitchers: ROWE, Gorsica (1), Hutchinson (8) vs. WALTERS
 HR: Walters (CIN)
 Attendance: 30,481

GAME 7 • OCTOBER 8, 1940

	R	H	E
DETROIT	001	000	000
CINCINNATI	000	000	20x

Pitchers: NEWSOM vs. DERRINGER
 Attendance: 26,854

TIGERS STATISTICS FROM THE 1940 WORLD SERIES

Player	AVG	G	AB	R	H	TB	2B	3B	HR	RBI	SH	SF	HB	BB	SO	SB	CS	OBP	SLG	E
Averill, Earl	.000	3	3	0	0	0	0	0	0	0	0	0	0	0	0	0	0	.000	.000	0
Bartell, Dick	.269	7	26	2	7	9	2	0	0	3	0	0	0	3	3	0	0	.345	.346	1
Bridges, Tommy	.000	1	3	0	0	0	0	0	0	0	0	0	0	0	1	0	0	.000	.000	0
Campbell, Bruce	.360	7	25	4	9	13	1	0	1	5	1	0	0	4	4	0	2	.448	.520	0
Croucher, Frank	.000	1	0	0	0	0	0	0	0	0	0	0	0	0	0	0	0	.000	.000	0
Fox, Pete	.000	1	1	0	0	0	0	0	0	0	0	0	0	0	0	0	0	.000	.000	0
Gehring, Charlie	.214	7	28	3	6	6	0	0	0	1	0	0	0	2	0	0	0	.267	.214	0
Gorsica, Johnny	.000	2	4	0	0	0	0	0	0	0	0	0	0	0	2	0	0	.000	.000	0
Greenberg, Hank	.357	7	28	5	10	17	2	1	1	6	0	0	0	2	5	0	0	.400	.607	0
Higgins, Mike	.333	7	24	2	8	16	3	1	1	6	0	0	0	3	3	0	0	.407	.667	2
McCosky, Barney	.304	7	23	5	7	8	1	0	0	1	0	0	0	7	0	0	0	.467	.348	0
Newsom, Bobo	.100	3	10	1	1	1	0	0	0	0	2	0	0	0	1	0	0	.100	.100	0
Rowe, Schoolboy	.000	2	1	0	0	0	0	0	0	0	0	0	0	0	1	0	0	.000	.000	0
Smith, Clay	.000	1	1	0	0	0	0	0	0	0	0	0	0	0	1	0	0	.000	.000	0
Sullivan, Billy	.154	5	13	3	2	2	0	0	0	0	0	0	0	5	2	0	0	.389	.154	0
Tebbetts, Birdie	.000	4	11	0	0	0	0	0	0	0	0	0	0	0	0	0	0	.000	.000	1
Trout, Dizzy	.000	1	1	0	0	0	0	0	0	0	0	0	0	0	0	0	0	.000	.000	0
York, Rudy	.231	7	26	3	6	11	0	1	1	2	0	0	0	4	7	0	0	.333	.423	0
Totals	.246	7	228	28	56	83	9	3	4	24	3	0	0	30	30	0	2	.333	.364	4
Pitcher	W-L	ERA	G	GS	CG	SHO	SV	IP	H	AB	R	ER	HR	HB	BB	SO	WP	BK	AVG	
Bridges, Tommy	1-0	3.00	1	1	1	0	0	9.0	10	37	4	3	0	0	1	5	0	0	.270	
Gorsica, Johnny	0-0	0.79	2	0	0	0	0	11.1	6	39	1	1	0	0	4	4	0	0	.154	
Hutchinson, Fred	0-0	9.00	1	0	0	0	0	1.0	1	4	1	1	1	0	1	1	0	0	.250	
McKain, Archie	0-0	3.00	1	0	0	0	0	3.0	4	12	1	1	0	0	0	0	1	0	.333	
Newsom, Bobo	2-1	1.38	3	3	3	1	0	26.0	18	92	4	4	0	0	4	17	0	0	.196	
Rowe, Schoolboy	0-2	17.18	2	2	0	0	0	3.2	12	22	7	7	1	0	1	1	0	0	.545	
Smith, Clay	0-0	2.25	1	0	0	0	0	4.0	1	13	1	1	0	0	3	1	0	0	.077	
Trout, Dizzy	0-1	9.00	1	1	0	0	0	2.0	6	13	3	2	0	0	1	1	0	0	.462	
Totals	3-4	3.00	7	7	4	0	0	60.0	58	232	22	20	2	0	15	30	1	0	.250	



1945 WORLD SERIES

Detroit (AL) 4 -- Chicago (NL) 3

GAME 1 • OCTOBER 3, 1945

				R	H	E
CHICAGO	4	0	3	0	0	0
DETROIT	0	0	0	0	6	0

Pitchers: BOROWY vs. NEWHOUSER, Benton (3), Tobin (5), Mueller (8)

HR: Cavarretta (CHC)

Attendance: 54,637

GAME 2 • OCTOBER 4, 1945

				R	H	E
CHICAGO	0	0	1	0	7	0
DETROIT	0	0	0	4	7	0

Pitchers: WYSE, Erickson (7) vs. TRUCKS

HR: Greenberg (DET)

Attendance: 53,636

GAME 3 • OCTOBER 5, 1945

				R	H	E
CHICAGO	0	0	2	0	8	0
DETROIT	0	0	0	0	1	2

Pitchers: PASSEAU vs. OVERMIRE, Benton (7)

Attendance: 55,500

GAME 4 • OCTOBER 6, 1945

				R	H	E
DETROIT	0	0	4	0	7	1
CHICAGO	0	0	0	1	5	1

Pitchers: TROUT vs. PRIM, Derringer (4), Vandenberg (6), Erickson (8)

Attendance: 42,923

GAME 5 • OCTOBER 7, 1945

				R	H	E
DETROIT	0	0	1	0	0	0
CHICAGO	0	0	1	0	7	2

Pitchers: NEWHOUSER vs. BOROWY, Vandenberg (6), Chipman (6), Derringer (7), Erickson (9)

Attendance: 43,463

GAME 6 • OCTOBER 8, 1945

				R	H	E
DETROIT	0	1	0	0	0	0
CHICAGO	0	0	0	4	1	0

Pitchers: Trucks, Caster (5), Bridges (6), Benton (7), TROUT (8) vs. Passeur, Wyse (7), Prim (8), BOROWY (9)

HR: Greenberg (DET)

Attendance: 41,708

GAME 7 • OCTOBER 10, 1945

				R	H	E
DETROIT	5	1	0	0	12	0
CHICAGO	1	0	0	0	1	0

Pitchers: NEWHOUSER vs. BOROWY, Derringer (1), Vandenberg (2), Erickson (6), Passeur (8), Wyse (9)

Attendance: 41,590

TIGERS STATISTICS FROM THE 1945 WORLD SERIES

Player	AVG	G	AB	R	H	TB	2B	3B	HR	RBI	SH	SF	HB	BB	SO	SB	CS	OBP	SLG	E
Borom, Red	.000	2	1	0	0	0	0	0	0	0	0	0	0	0	0	0	0	.000	.000	0
Cramer, Doc	.379	7	29	7	11	11	0	0	4	0	0	1	1	0	1	0	0	.419	.379	0
Cullenbine, Roy	.227	7	22	5	5	7	2	0	4	1	0	0	8	2	1	0	0	.433	.318	0
Eaton, Zeb	.000	1	1	0	0	0	0	0	0	0	0	0	0	1	0	0	0	.000	.000	0
Greenberg, Hank	.304	7	23	7	7	16	3	0	2	7	1	0	1	6	5	0	0	.467	.696	0
Hoover, Joe	.333	1	3	1	1	1	0	0	1	0	0	0	0	0	0	1	0	.333	.333	0
Hostetler, Chuck	.000	3	3	0	0	0	0	0	0	0	0	0	0	0	0	0	0	.000	.000	0
Maier, Bob	1.000	1	1	0	1	1	0	0	0	0	0	0	0	0	0	0	0	1.000	1.000	0
Mayo, Eddie	.250	7	28	4	7	8	1	0	2	0	0	0	3	2	0	0	0	.323	.286	2
McHale, John	.000	3	3	0	0	0	0	0	0	0	0	0	0	1	0	0	0	.000	.000	0
Mierkowicz, Ed	.000	1	0	0	0	0	0	0	0	0	0	0	0	0	0	0	0	.000	.000	0
Newhouser, Hal	.000	3	8	0	0	0	0	0	1	0	0	0	1	1	0	0	0	.111	.000	1
Outlaw, Jimmy	.179	7	28	1	5	5	0	0	3	1	0	0	2	1	1	0	0	.233	.179	0
Overmire, Stubby	.000	1	1	0	0	0	0	0	0	0	0	0	0	0	0	0	0	.000	.000	0
Richards, Paul	.211	7	19	0	4	6	2	0	6	0	0	0	4	3	0	0	0	.348	.316	1
Swift, Bob	.250	3	4	1	1	1	0	0	0	0	0	0	2	0	0	0	0	.500	.250	0
Tobin, Jim	.000	1	1	0	0	0	0	0	0	0	0	0	0	0	0	0	0	.000	.000	0
Trout, Dizzy	.167	2	6	0	1	1	0	0	0	0	0	0	0	0	0	0	0	.167	.167	0
Trucks, Virgil	.000	2	4	0	0	0	0	0	0	0	0	0	1	1	0	0	0	.200	.000	0
Walker, Hub	.500	2	2	1	1	2	1	0	0	0	0	0	0	0	0	0	0	.500	1.000	0
Webb, Skeeter	.185	7	27	4	5	5	0	0	1	0	0	0	2	1	0	0	0	.241	.185	0
York, Rudy	.179	7	28	1	5	6	1	0	3	0	0	0	3	4	0	0	0	.258	.214	1
Totals	.223	7	242	32	54	70	10	0	2	32	3	0	2	33	22	3	1	.321	.289	5
Pitcher	W-L	ERA	G	GS	CG	SHO	SV	IP	H	AB	R	ER	HR	HB	BB	SO	WP	BK	AVG	
Caster, George	0-0	0.00	1	0	0	0	0	0.2	0	2	0	0	0	0	0	1	0	0	.000	
Mueller, Les	0-0	0.00	1	0	0	0	0	2.0	0	6	0	0	0	0	1	1	0	0	.000	
Trout, Dizzy	1-1	0.66	2	1	1	0	0	13.2	9	47	2	1	0	0	3	9	0	0	.191	
Benton, Al	0-0	1.93	3	0	0	0	0	4.2	6	18	1	1	0	0	0	5	0	0	.333	
Overmire, Stubby	0-1	3.00	1	1	0	0	0	6.0	4	21	2	2	0	0	2	2	0	0	.190	
Trucks, Virgil	1-0	3.38	2	2	1	0	0	13.1	14	51	5	5	0	0	5	7	0	0	.275	
Tobin, Jim	0-0	6.00	1	0	0	0	0	3.0	4	12	2	2	1	0	1	0	0	0	.333	
Newhouser, Hal	2-1	6.10	3	3	2	0	0	20.2	25	83	14	14	0	0	4	22	1	0	.301	
Bridges, Tommy	0-0	16.20	1	0	0	0	0	1.2	3	7	3	3	0	0	3	1	0	0	.429	
Totals	4-3	3.84	7	7	4	0	0	65.2	65	247	29	28	1	0	19	48	1	0	.263	

1968 WORLD SERIES



Detroit (AL) 4 -- St. Louis (NL) 3

POST-SEASON

GAME 1 • OCTOBER 2, 1968

	R	H	E
DETROIT	000	000	000
ST LOUIS	000	300	10x

Pitchers: McLAIN, Dobson (6), McMahon (8) vs. GIBSON
HR: Brock (STL)
Attendance: 54,692

GAME 2 • OCTOBER 3, 1968

	R	H	E
DETROIT	011	003	102
ST LOUIS	000	001	000

Pitchers: LOLICH vs. BRILES, Carlton (6), Willis (7), Hoerner (9)
HR: Horton (DET), Lolich (DET), Cash (DET)
Attendance: 54,692

GAME 3 • OCTOBER 5, 1968

	R	H	E
ST LOUIS	000	040	300
DETROIT	002	010	000

Pitchers: WASHBURN, Hoerner (6) vs. WILSON, Dobson (5), McMahon (6), Patterson (7), Hiller (8)
HR: Kaline (DET), McCarver (STL), McAuliffe (DET), Cepeda (STL)
Attendance: 53,634

GAME 4 • OCTOBER 6, 1968

	R	H	E
ST LOUIS	202	200	040
DETROIT	000	100	000

Pitchers: GIBSON vs. McLAIN, Sparma (3), Patterson (4), Lasher (6), Hiller (8), Dobson (8)
HR: Brock (STL), Gibson (STL), Northrup (DET)
Attendance: 53,634

GAME 5 • OCTOBER 7, 1968

	R	H	E
ST LOUIS	300	000	000
DETROIT	000	200	30x

Pitchers: Briles, HOERNER (7), Willis (7) vs. LOLICH
HR: Cepeda (STL)
Attendance: 53,634

GAME 6 • OCTOBER 9, 1968

	R	H	E
DETROIT	0210	010	000
ST LOUIS	000	000	001

Pitchers: McLAIN vs. WASHBURN, Jaster (3), Willis (3), Hughes (3), Carlton (4), Granger (7), Nelson (9)
HR: Northrup (DET), Kaline (DET)
Attendance: 54,692

GAME 7 • OCTOBER 10, 1968

	R	H	E
DETROIT	000	000	301
ST LOUIS	000	000	001

Pitchers: LOLICH vs. GIBSON
HR: Shannon (STL)
Attendance: 54,692

TIGERS STATISTICS FROM THE 1968 WORLD SERIES

Player	AVG	G	AB	R	H	TB	2B	3B	HR	RBI	SH	SF	HB	BB	SO	SB	CS	OBP	SLG	E
Brown, Gates	.000	1	1	0	0	0	0	0	0	0	0	0	0	0	0	0	0	.000	.000	0
Cash, Norm	.385	7	26	5	10	13	0	0	1	5	0	1	0	3	5	0	0	.433	.500	2
Comer, Wayne	1.000	1	1	0	1	1	0	0	0	0	0	0	0	0	0	0	0	1.000	1.000	0
Freehan, Bill	.083	7	24	0	2	3	1	0	0	2	0	0	0	4	8	0	0	.214	.125	2
Horton, Willie	.304	7	23	6	7	13	1	1	1	3	0	0	1	5	6	0	0	.448	.565	1
Kaline, Al	.379	7	29	6	11	19	2	0	2	8	0	0	1	0	7	0	0	.400	.655	0
Lolich, Mickey	.250	3	12	2	3	6	0	0	1	2	0	0	0	1	5	0	0	.308	.500	0
Matchick, Tommy	.000	3	3	0	0	0	0	0	0	0	0	0	0	0	1	0	0	.000	.000	0
Mathews, Eddie	.333	2	3	0	1	1	0	0	0	0	0	0	0	1	1	0	0	.500	.333	1
McAuliffe, Dick	.222	7	27	5	6	9	0	0	1	3	0	0	0	4	6	0	0	.323	.333	0
McLain, Denny	.000	3	6	0	0	0	0	0	0	0	1	0	0	0	4	0	0	.000	.000	1
Northrup, Jim	.250	7	28	4	7	15	0	1	2	8	0	0	0	1	5	0	1	.276	.536	2
Oyler, Ray	.000	4	0	0	0	0	0	0	0	0	1	0	0	0	0	0	0	.000	.000	0
Price, Jim	.000	2	2	0	0	0	0	0	0	0	0	0	0	0	1	0	0	.000	.000	0
Stanley, Mickey	.214	7	28	4	6	8	0	1	0	0	0	0	0	2	4	0	1	.267	.286	2
Tracewski, Dick	.000	2	0	1	0	0	0	0	0	0	0	0	0	0	0	0	0	.000	.000	0
Wert, Don	.118	6	17	1	2	2	0	0	0	2	0	0	1	6	5	0	0	.375	.118	0
Wilson, Earl	.000	1	1	0	0	0	0	0	0	0	0	0	0	0	1	0	0	.000	.000	0
Totals	.242	7	231	34	56	90	4	3	8	33	2	1	3	27	59	0	2	.328	.390	11
Pitcher	W-L	ERA	G	GS	CG	SHO	SV	IP	H	AB	R	ER	HR	HB	BB	SO	WP	BK	AVG	
Dobson, Pat	0-0	3.86	3	0	0	0	0	4.2	5	18	2	2	2	0	1	0	0	0	.278	
Hiller, John	0-0	13.50	2	0	0	0	0	2.0	6	13	4	3	0	0	3	1	0	0	.462	
Lasher, Fred	0-0	0.00	1	0	0	0	0	2.0	1	7	0	0	0	0	0	1	0	0	.143	
Lolich, Mickey	3-0	1.67	3	3	3	0	0	27.0	20	97	5	5	2	1	6	21	0	0	.206	
McLain, Denny	1-2	3.24	3	3	1	0	0	16.2	18	68	8	6	1	0	4	13	0	0	.265	
McMahon, Don	0-0	13.50	2	0	0	0	0	2.0	4	10	3	3	1	0	0	1	0	0	.400	
Patterson, Daryl	0-0	0.00	2	0	0	0	0	3.0	1	8	0	0	0	0	1	0	0	0	.125	
Sparma, Joe	0-0	54.00	1	0	0	0	0	0.1	2	3	2	2	1	0	0	0	0	0	.667	
Wilson, Earl	0-1	6.23	1	1	0	0	0	4.1	4	15	3	3	0	0	6	3	0	0	.267	
Totals	4-3	3.48	7	7	4	0	0	62.0	61	239	27	24	7	1	21	40	0	0	.255	



1972 ALCS

Oakland (West) 3 -- Detroit (East) 2

GAME 1 • OCTOBER 7, 1972

						R	H	E	
DETROIT	0	10	000	000	0	1	2	6	2
OAKLAND	0	01	000	000	0	2	3	11	1

Pitchers: LOLICH, Seelbach (11) vs. Hunter, Blue (9), FINGERS (9)

HR: Cash (DET), Kaline (DET)

Attendance: 29,566

GAME 2 • OCTOBER 8, 1972

						R	H	E
DETROIT	0	00	000	000	0	0	3	1
OAKLAND	1	00	040	00x	0	5	8	0

Pitchers: FRYMAN, Zachary (5), Scherman (5), LaGrow (6), Hiller (7) vs. ODOM

Attendance: 31,068

GAME 3 • OCTOBER 10, 1972

						R	H	E
OAKLAND	0	00	000	000	0	0	7	0
DETROIT	0	00	200	01x	0	3	8	1

Pitchers: HOLTZMAN, Fingers (5), Blue (6), Locker (7) vs. COLEMAN

HR: Freehan (DET)

Attendance: 41,156

GAME 4 • OCTOBER 11, 1972

						R	H	E
OAKLAND	0	00	000	100	2	3	9	2
DETROIT	0	01	000	000	3	4	10	1

Pitchers: Hunter, Fingers (8), Blue (9), LOCKER (10), Horlen (10), Hamilton (10) vs. Lolich, Seelbach (10), HILLER (10)

HR: McAuliffe (DET), Epstein (OAK)

Attendance: 37,615

GAME 5 • OCTOBER 12, 1972

						R	H	E
OAKLAND	0	10	100	000	0	2	4	0
DETROIT	1	00	000	000	0	1	5	2

Pitchers: ODOM, Blue (6) vs. FRYMAN, Hiller (9)

Attendance: 50,276

TIGERS STATISTICS FROM THE 1972 ALCS

Player	AVG	G	AB	R	H	TB	2B	3B	HR	RBI	SH	SF	HB	BB	SO	SB	CS	OBP	SLG	E
Brinkman, Ed	.250	1	4	0	1	2	1	0	0	0	0	0	0	0	0	0	0	.250	.500	0
Brown, Gates	.000	3	2	1	0	0	0	0	0	0	0	0	0	1	0	0	0	.333	.000	0
Brown, Ike	.500	1	2	0	1	1	0	0	0	2	0	0	0	0	1	0	0	.500	.500	0
Cash, Norm	.267	5	15	1	4	7	0	0	1	2	1	0	0	2	3	0	0	.353	.467	0
Coleman, Joe	.500	1	2	0	1	1	0	0	0	0	0	0	0	1	0	0	0	.667	.500	0
Freehan, Bill	.250	3	12	2	3	7	1	0	1	3	1	0	0	0	1	0	0	.250	.583	0
Fryman, Woodie	.000	2	3	0	0	0	0	0	0	0	0	0	0	0	0	0	0	.000	.000	0
Haller, Tom	.000	1	1	0	0	0	0	0	0	0	0	0	0	0	0	0	0	.000	.000	0
Horton, Willie	.100	5	10	0	1	1	0	0	0	0	0	0	0	1	3	0	0	.182	.100	0
Kaline, Al	.263	5	19	3	5	8	0	0	1	1	1	0	0	2	2	0	0	.333	.421	1
Knox, John	.000	1	0	0	0	0	0	0	0	0	0	0	0	0	0	0	0	.000	.000	0
Lolich, Mickey	.000	2	7	0	0	0	0	0	0	0	0	0	0	0	2	0	0	.000	.000	0
McAuliffe, Dick	.200	5	20	3	4	7	0	0	1	1	0	0	0	1	4	0	1	.238	.350	4
Northrup, Jim	.357	5	14	0	5	5	0	0	0	1	0	0	0	2	3	0	1	.438	.357	0
Rodriguez, Aurelio	.000	5	16	0	0	0	0	0	0	0	0	0	0	2	2	0	0	.111	.000	1
Sims, Duke	.214	4	14	0	3	7	2	1	0	0	0	0	0	1	2	0	0	.267	.500	1
Stanley, Mickey	.333	4	6	0	2	2	0	0	0	0	0	0	0	0	0	0	0	.333	.333	0
Taylor, Tony	.133	4	15	0	2	4	2	0	0	0	0	0	0	0	2	0	0	.133	.267	0
Totals	.198	5	162	10	32	52	6	1	4	10	3	0	0	13	25	0	2	.257	.321	7
Pitcher	W-L	ERA	G	GS	CG	SHO	SV	IP	H	AB	R	ER	HR	HB	BB	SO	WP	BK	AVG	
Coleman, Joe	1-0	0.00	1	1	1	1	0	9.0	7	34	0	0	0	0	3	14	0	0	.206	
Fryman, Woodie	0-2	3.65	2	2	0	0	0	12.1	11	45	6	5	0	2	2	8	0	1	.244	
Hiller, John	1-0	0.00	3	0	0	0	0	3.1	1	9	0	0	0	0	1	1	0	0	.111	
LaGrow, Lerrin	0-0	0.00	1	0	0	0	0	1.0	0	3	0	0	0	1	0	1	0	0	.000	
Lolich, Mickey	0-1	1.42	2	2	0	0	0	19.0	14	69	4	3	1	0	5	10	0	0	.203	
Scherman, Fred	0-0	0.00	1	0	0	0	0	0.2	1	3	0	0	0	0	0	1	0	0	.333	
Seelbach, Chuck	0-0	18.00	2	0	0	0	0	1.0	4	7	2	2	0	0	0	0	0	0	.571	
Zachary, Chris	0-0	—	1	0	0	0	0	0.0	0	0	1	1	0	0	1	0	2	0	—	
Totals	2-3	2.14	5	5	1	1	0	46.1	38	170	13	11	1	3	12	35	2	1	.224	



Detroit (East) 3 -- Kansas City (West) 0

POST-SEASON

GAME 1 • OCTOBER 2, 1984

	R	H	E
DETROIT	200	110	121
KANSAS CITY	000	000	100

Pitchers: MORRIS, Hernandez (8) vs. BLACK, Huismann (6), M. Jones (8)

HR: Herndon (DET), Trammell (DET), Parrish (DET)

Attendance: 41,973

GAME 2 • OCTOBER 3, 1984

	R	H	E
DETROIT	201	000	000
KANSAS CITY	000	100	110

Pitchers: Petry, Hernandez (8), LOPEZ (9) vs. Saberhagen, QUISENBERRY (9)

HR: Gibson (DET)

Attendance: 42,019

GAME 3 • OCTOBER 5, 1984

	R	H	E
KANSAS CITY	000	000	000
DETROIT	010	000	00x

Pitchers: LEIBRANDT vs. WILCOX, Hernandez (9)

Attendance: 52,168

TIGERS STATISTICS FROM THE 1984 ALCS

Player	AVG	G	AB	R	H	TB	2B	3B	HR	RBI	SH	SF	HB	BB	SO	SB	CS	OBP	SLG	E
Baker, Doug	.000	1	0	0	0	0	0	0	0	0	0	0	0	0	0	0	0	.000	.000	0
Bergman, Dave	1.000	2	1	1	1	1	0	0	0	0	0	0	0	0	0	1	0	1.000	1.000	0
Brookens, Tom	.000	2	2	0	0	0	0	0	0	0	0	0	0	0	1	0	0	.000	.000	1
Castillo, Marty	.250	3	8	0	2	2	0	0	0	2	0	0	0	0	3	1	0	.250	.250	0
Evans, Darrell	.300	3	10	1	3	4	1	0	0	1	1	0	0	1	0	1	0	.364	.400	0
Garbey, Barbaro	.333	3	9	1	3	3	0	0	0	0	0	0	0	0	1	0	0	.333	.333	0
Gibson, Kirk	.417	3	12	2	5	9	1	0	1	2	0	0	0	2	1	1	0	.500	.750	0
Grubb, Johnny	.250	1	4	0	1	2	1	0	0	2	1	0	0	0	0	0	0	.250	.500	0
Herndon, Larry	.200	2	5	1	1	4	0	0	1	1	0	0	0	1	2	0	0	.333	.800	0
Jones, Ruppert	.000	2	5	1	0	0	0	0	0	0	0	0	0	1	1	0	0	.167	.000	0
Kuntz, Rusty	.000	1	1	0	0	0	0	0	0	0	0	0	0	0	0	0	0	.000	.000	0
Lemon, Chet	.000	3	13	1	0	0	0	0	0	0	0	0	0	0	1	0	0	.000	.000	0
Parrish, Lance	.250	3	12	1	3	7	1	0	1	3	0	1	0	0	3	0	0	.231	.583	0
Trammell, Alan	.364	3	11	2	4	9	0	1	1	3	0	0	0	3	1	0	0	.500	.818	0
Whitaker, Lou	.143	3	14	3	2	2	0	0	0	0	0	0	0	0	3	0	0	.143	.143	0
Totals	.234	3	107	14	25	43	4	1	4	14	2	1	0	8	17	4	0	.284	.402	1
Pitcher	W-L	ERA	G	GS	CG	SHO	SV	IP	H	AB	R	ER	HR	HB	BB	SO	WP	BK	AVG	
Hernandez, Willie	0-0	2.25	3	0	0	0	1	4.0	3	15	1	1	0	0	1	3	0	0	.200	
Lopez, Aurelio	1-0	0.00	1	0	0	0	0	3.0	4	12	0	0	0	0	1	2	0	0	.333	
Morris, Jack	1-0	1.29	1	1	0	0	0	7.0	5	26	1	1	0	0	1	4	0	0	.192	
Petry, Dan	0-0	2.57	1	1	0	0	0	7.0	4	27	2	2	0	0	1	4	0	0	.148	
Wilcox, Milt	1-0	0.00	1	1	0	0	0	8.0	2	26	0	0	0	0	2	8	0	0	.077	
Totals	3-0	1.24	3	3	0	1	1	29.0	18	106	4	4	0	0	6	21	0	0	.170	

WALKING AWAY A WINNER IN THE PLAYOFFS

The Tigers have won four games in walk-off style during the post-season in the club's history. The following is a list of the four games with a brief recap:

GAME TWO - 1934 WORLD SERIES - OCTOBER 4, 1934

Goose Goslin plated Charlie Gehringer with a one-out single off St. Louis' Bill Walker in the bottom of the 11th inning to propel the Tigers to a 3-2 win.

GAME SIX - 1935 WORLD SERIES - OCTOBER 7, 1935

Goose Goslin's two-out single off Chicago's Larry French in the bottom of the ninth inning scored Mickey Cochrane to propel the Tigers to a 4-3 victory and the franchise's first World Series Championship.

GAME FOUR - 1972 AMERICAN LEAGUE CHAMPIONSHIP SERIES - OCTOBER 11, 1972

After Oakland scored two runs in the top of the 10th inning to take a 3-1 lead over Detroit, the Tigers rallied with three runs in the bottom of the 10th inning for a 4-3 win to knot the series at two games apiece and force a decisive Game Five. Jim Northrup's bases-loaded single off Dave Hamilton scored Gates Brown with the winning run.

GAME FOUR - 2006 AMERICAN LEAGUE CHAMPIONSHIP SERIES - OCTOBER 14, 2006

Magglio Ordonez belted a two-out, three-run home run off Oakland's Huston Street in the bottom of the ninth inning to propel the Tigers to a 6-3 victory and a four-game series sweep to advance Detroit to the World Series for the first time in 22 years.



1984 WORLD SERIES

Detroit (AL) 4 -- San Diego (NL) 1

GAME 1 • OCTOBER 9, 1984

					R	H	E
DETROIT	1	00	020	000	3	8	0
SAN DIEGO	2	00	000	000	2	8	1

Pitchers: MORRIS vs. THURMOND, Hawkins (6), Dravecky (8)
 HR: Herndon (DET)
 Attendance: 57,908

GAME 2 • OCTOBER 10, 1984

					R	H	E
DETROIT	3	00	000	000	3	7	3
SAN DIEGO	1	00	130	00x	5	11	0

Pitchers: PETRY, Lopez (5), Scherrer (6), Bair (7), Hernandez (8) vs. Whitson, HAWKINS (1), Lefferts (7)
 HR: Bevacqua (SD)
 Attendance: 57,911

GAME 3 • OCTOBER 12, 1984

					R	H	E
SAN DIEGO	0	01	000	100	2	10	0
DETROIT	0	41	000	00x	5	7	0

Pitchers: LOLLAR, Booker (2), Harris (3) vs. WILCOX, Scherrer (7), Hernandez (7)
 HR: Castillo (DET)
 Attendance: 51,970

GAME 4 • OCTOBER 13, 1984

					R	H	E
SAN DIEGO	0	10	000	001	2	5	2
DETROIT	2	02	000	00x	4	7	0

Pitchers: SHOW, Dravecky (3), Lefferts (7), Gossage (8) vs. MORRIS
 HR: Trammell 2 (DET), Kennedy (SD)
 Attendance: 52,130

GAME 5 • OCTOBER 14, 1984

					R	H	E
SAN DIEGO	0	01	200	010	4	10	1
DETROIT	3	00	010	13x	8	11	1

Pitchers: Thurmond, HAWKINS (1), Lefferts (5), Gossage (7) vs. Petry, Scherrer (4), LOPEZ (5), Hernandez (8)
 HR: Gibson 2 (DET), Parrish (DET), Bevacqua (SD)
 Attendance: 51,901

TIGERS STATISTICS FROM THE 1984 WORLD SERIES

Player	AVG	G	AB	R	H	TB	2B	3B	HR	RBI	SH	SF	HB	BB	SO	SB	CS	OBP	SLG	E
Bergman, Dave	.000	5	5	0	0	0	0	0	0	0	0	0	0	0	1	0	0	.000	.000	0
Brookens, Tom	.000	3	3	0	0	0	0	0	0	0	0	0	0	0	1	0	0	.000	.000	0
Castillo, Marty	.333	3	9	2	3	6	0	0	1	2	0	0	0	2	1	0	0	.455	.667	0
Evans, Darrell	.067	5	15	1	1	1	0	0	0	1	0	0	0	4	4	0	0	.263	.067	0
Garbey, Barbaro	.000	4	12	0	0	0	0	0	0	0	0	0	0	0	2	0	0	.000	.000	0
Gibson, Kirk	.333	5	18	4	6	12	0	0	2	7	0	0	1	4	4	3	1	.478	.667	2
Grubb, Johnny	.333	4	3	0	1	1	0	0	0	0	0	0	1	0	0	0	0	.500	.333	0
Herndon, Larry	.333	5	15	1	5	8	0	0	1	3	0	0	0	3	2	0	1	.444	.533	0
Johnson, Howard	.000	1	1	0	0	0	0	0	0	0	0	0	0	0	0	0	0	.000	.000	0
Jones, Ruppert	.000	2	3	0	0	0	0	0	0	0	0	0	0	0	1	0	0	.000	.000	0
Kuntz, Rusty	.000	2	1	0	0	0	0	0	0	1	0	1	0	0	1	0	0	.000	.000	0
Lemon, Chet	.294	5	17	1	5	5	0	0	1	0	0	0	0	2	2	2	1	.368	.294	0
Parrish, Lance	.278	5	18	3	5	9	1	0	1	2	0	1	0	3	2	1	0	.364	.500	1
Trammell, Alan	.450	5	20	5	9	16	1	0	2	6	1	0	0	2	2	1	1	.500	.800	1
Whitaker, Lou	.278	5	18	6	5	7	2	0	0	0	1	0	0	4	4	0	0	.409	.389	0
Totals	.253	5	158	23	40	65	4	0	7	23	2	2	2	24	27	7	4	.355	.411	4
Pitcher	W-L	ERA	G	GS	CG	SHO	SV	IP	H	AB	R	ER	HR	HB	BB	SO	WP	BK	AVG	
Bair, Doug	0-0	0.00	1	0	0	0	0	0.2	0	1	0	0	0	0	0	1	0	0	.000	
Hernandez, Willie	0-0	1.69	3	0	0	0	2	5.1	4	19	1	1	1	0	0	0	0	0	.211	
Lopez, Aurelio	1-0	0.00	2	0	0	0	0	3.0	1	10	0	0	0	0	1	4	0	0	.100	
Morris, Jack	2-0	2.00	2	2	2	0	0	18.0	13	64	4	4	1	0	3	13	2	0	.203	
Petry, Dan	0-1	9.00	2	2	0	0	0	8.0	14	35	8	8	1	0	5	4	0	1	.400	
Scherrer, Bill	0-0	3.00	3	0	0	0	0	3.0	5	12	1	1	0	0	0	0	0	0	.417	
Wilcox, Milt	1-0	1.50	1	1	0	0	0	6.0	7	25	1	1	0	0	2	4	0	0	.280	
Totals	4-1	3.07	5	5	2	0	2	44.0	44	166	15	15	3	0	11	26	2	1	.265	



Minnesota (West) 4 -- Detroit (East) 1

POST-SEASON

GAME 1 • OCTOBER 7, 1987

	R	H	E
DETROIT	001	001	120
MINNESOTA	010	030	04x

Pitchers: ALEXANDER, Henneman (8), Hernandez (8), King (8) vs. Viola, REARDON (8)

HR: Heath (DET), Gibson (DET), Gaetti 2 (MIN)

Attendance: 53,269

GAME 2 • OCTOBER 8, 1987

	R	H	E
DETROIT	020	000	010
MINNESOTA	030	210	00x

Pitchers: MORRIS vs. BLYLEVEN, Berenguer (8)

HR: Lemon (DET), Whitaker (DET), Hrbek (MIN)

Attendance: 55,245

GAME 3 • OCTOBER 10, 1987

	R	H	E
MINNESOTA	000	202	200
DETROIT	005	000	02x

Pitchers: Straker, Schatzeder (3), Berenguer (7), REARDON (8) vs. Terrell, HENNEMAN (7)

HR: Gagne (MIN), Brunansky (MIN), Sheridan (DET)

Attendance: 49,730

GAME 4 • OCTOBER 11, 1987

	R	H	E
MINNESOTA	001	111	010
DETROIT	100	011	000

Pitchers: VIOLA, Atherton (6), Berenguer (6), Reardon (9) vs. TANANA, Petry (6), Thurmond (9)

HR: Puckett (MIN), Gagne (MIN)

Attendance: 51,939

GAME 5 • OCTOBER 12, 1987

	R	H	E
MINNESOTA	040	000	113
DETROIT	000	300	011

Pitchers: BLYLEVEN, Schatzeder (7), Berenguer (8), Reardon (8) vs. ALEXANDER, King (2), Henneman (7), Robinson (9)

HR: Brunansky (MIN), Nokes (DET), Lemon (DET)

Attendance: 47,448

TIGERS STATISTICS FROM THE 1987 ALCS

Player	AVG	G	AB	R	H	TB	2B	3B	HR	RBI	SH	SF	HB	BB	SO	SB	CS	OBP	SLG	E
Bergman, Dave	.250	4	4	0	1	1	0	0	0	2	0	1	0	0	1	0	0	.200	.250	0
Brookens, Tom	.000	5	13	0	0	0	0	0	0	0	1	0	0	0	3	0	0	.000	.000	0
Evans, Darrell	.294	5	17	0	5	5	0	0	0	0	0	0	1	4	2	0	0	.455	.294	3
Gibson, Kirk	.286	5	21	4	6	10	1	0	1	4	0	0	0	3	8	3	0	.375	.476	0
Grubb, Johnny	.571	4	7	0	4	4	0	0	0	0	0	0	0	0	1	0	0	.571	.571	0
Heath, Mike	.286	3	7	1	2	5	0	0	1	2	1	0	0	0	0	0	0	.286	.714	0
Herndon, Larry	.333	3	9	1	3	4	1	0	0	2	0	0	0	1	1	0	0	.400	.444	1
Lemon, Chet	.278	5	18	4	5	11	0	0	2	4	0	1	0	1	4	0	0	.300	.611	0
Madlock, Bill	.000	1	5	0	0	0	0	0	0	0	0	0	0	0	3	0	0	.000	.000	0
Morrison, Jim	.400	2	5	1	2	2	0	0	0	0	0	0	0	0	1	0	0	.400	.400	0
Nokes, Matt	.143	5	14	2	2	5	0	0	1	2	0	0	0	1	4	0	0	.200	.357	0
Sheridan, Pat	.300	5	10	2	3	7	1	0	1	2	0	0	2	0	2	1	0	.417	.700	0
Trammell, Alan	.200	5	20	3	4	5	1	0	0	2	0	0	0	1	2	0	0	.238	.250	1
Whitaker, Lou	.176	5	17	4	3	6	0	0	1	1	0	0	0	7	3	1	0	.417	.353	0
Totals	.240	5	167	23	40	65	4	0	7	21	2	2	3	18	35	5	0	.321	.389	5
Pitcher	W-L	ERA	G	GS	CG	SHO	SV	IP	H	AB	R	ER	HR	HB	BB	SO	WP	BK	AVG	
Alexander, Doyle	0-2	10.00	2	2	0	0	0	9.0	14	39	10	10	2	1	5	0	0	.359		
Henneman, Mike	1-0	10.80	3	0	0	0	0	5.0	6	21	6	6	1	0	6	3	0	.286		
Hernandez, Willie	0-0	0.00	1	0	0	0	0	0.1	2	2	0	0	0	0	0	0	0	1.000		
King, Eric	0-0	1.69	2	0	0	0	0	5.1	3	19	1	1	0	1	2	4	1	.158		
Morris, Jack	0-1	6.75	1	1	1	0	0	8.0	6	30	6	6	1	0	3	7	0	.200		
Petry, Dan	0-0	0.00	1	0	0	0	0	3.1	1	13	1	0	0	0	1	1	0	.077		
Robinson, Jeff	0-0	0.00	1	0	0	0	0	0.1	1	2	0	0	0	0	0	0	0	.500		
Tanana, Frank	0-1	5.06	1	1	0	0	0	5.1	6	20	4	3	2	3	4	1	1	.300		
Terrell, Walt	0-0	9.00	1	1	0	0	0	6.0	7	24	6	6	2	0	4	4	0	.292		
Thurmond, Mark	0-0	0.00	1	0	0	0	0	0.1	0	1	0	0	0	0	0	0	0	.000		
Totals	1-4	6.70	5	5	1	0	0	43.0	46	171	34	32	8	5	20	25	3	0	.269	



2006 ALDS

Detroit (Wild Card) 3 -- New York (East) 1

GAME 1 • OCTOBER 3, 2006

	R	H	E
DETROIT	000	030	100
NEW YORK	005	002	01x

Pitchers: ROBERTSON, Grilli (6), Walker (7) vs. WANG, Myers (7), Proctor (7), Farnsworth (8), Rivera (9)
HR: Monroe (DET), Granderson (DET), Giambi (NYY), Jeter (NYY)

Attendance: 56,291

GAME 2 • OCTOBER 5, 2006

	R	H	E
DETROIT	010	011	100
NEW YORK	000	300	000

Pitchers: Verlander, WALKER (6), Zumaya (7), Jones (9) vs. MUSSINA, Proctor (8), Bruney (9)
HR: Guillen (DET), Damon (NYY)

Attendance: 56,252

GAME 3 • OCTOBER 6, 2006

	R	H	E
NEW YORK	000	000	000
DETROIT	030	002	10x

Pitchers: JOHNSON, Bruney (6), Villone (8) vs. ROGERS, Zumaya (8), Jones (9)

HR: Granderson (DET)

Attendance: 43,440

GAME 4 • OCTOBER 7, 2006

	R	H	E
NEW YORK	000	000	102
DETROIT	031	031	00x

Pitchers: WRIGHT, Lidle (3), Bruney (5), Proctor (5), Farnsworth (8) vs. BONDERMAN, Walker (9)

HR: Posada (NYY), Ordonez (DET), Monroe (DET)

Attendance: 43,126

TIGERS STATISTICS FROM THE 2006 ALDS

Player	AVG	G	AB	R	H	TB	2B	3B	HR	RBI	SH	SF	HB	BB	SO	SB	CS	OBP	SLG	E
Casey, Sean	.353	4	17	1	6	9	3	0	0	4	0	0	0	0	0	0	0	.353	.529	0
Granderson, Curtis	.294	4	17	3	5	13	0	1	2	5	0	1	0	0	1	1	0	.278	.765	0
Guillen, Carlos	.571	4	14	3	8	14	3	0	1	2	0	0	0	2	1	0	0	.625	1.000	0
Inge, Brandon	.133	4	15	1	2	2	0	0	0	0	1	0	0	0	6	0	0	.133	.133	0
Monroe, Craig	.188	4	16	3	3	10	1	0	2	3	0	0	0	0	3	0	0	.188	.625	0
Ordonez, Magglio	.267	4	15	3	4	8	1	0	1	2	0	0	0	1	2	0	1	.313	.533	0
Polanco, Placido	.412	4	17	3	7	8	1	0	0	2	0	0	0	1	1	0	1	.444	.471	0
Rodriguez, Ivan	.231	4	13	3	3	4	1	0	0	3	0	1	0	2	3	0	0	.313	.308	0
Thames, Marcus	.333	4	15	2	5	7	2	0	0	1	0	0	0	1	5	0	0	.375	.467	0
Totals	.309	4	139	22	43	75	12	1	6	22	1	2	0	7	22	1	2	.338	.540	0
Pitcher	W-L	ERA	G	GS	CG	SHO	SV	IP	H	AB	R	ER	HR	HB	BB	SO	WP	BK	AVG	
Bonderman, Jeremy	1-0	2.16	1	1	0	0	0	8.1	5	30	2	2	0	0	1	4	0	0	.167	
Grilli, Jason	0-0	0.00	1	0	0	0	0	0.1	0	1	0	0	0	0	0	0	0	0	.000	
Jones, Todd	0-0	0.00	2	0	0	0	1	2.0	1	7	0	0	0	0	0	2	0	0	.143	
Robertson, Nate	0-1	11.12	1	1	0	0	0	5.2	12	28	7	7	1	2	0	1	0	0	.429	
Rogers, Kenny	1-0	0.00	1	1	0	0	0	7.2	5	27	0	0	0	1	2	8	0	0	.185	
Verlander, Justin	0-0	5.06	1	1	0	0	0	5.1	7	22	3	3	1	0	4	5	0	0	.318	
Walker, Jamie	1-0	4.91	3	0	0	0	0	3.2	3	13	2	2	2	0	1	1	0	0	.231	
Zumaya, Joel	0-0	0.00	2	0	0	0	0	2.0	0	6	0	0	0	0	0	3	0	0	.000	
Totals	3-1	3.60	4	4	0	1	1	35.0	33	134	14	14	4	3	8	24	0	0	.246	



Detroit (Wild Card) 4 -- Oakland (West) 0

POST-SEASON

GAME 1 • OCTOBER 10, 2006

	R	H	E
DETROIT	002	300	000
OAKLAND	000	000	010

Pitchers: ROBERTSON, Rodney (6), Zumaya (8), Jones (9) vs. ZITO, Gaudin (4), Kennedy (6), Calero (7), Blanton (8)
HR: Inge (DET), Rodriguez (DET)
Attendance: 35,655

GAME 2 • OCTOBER 11, 2006

	R	H	E
DETROIT	010	402	001
OAKLAND	102	001	100

Pitchers: VERLANDER, Ledezma (6), Grilli (7), Rodney (8), Jones (9) vs. LOAIZA, Gaudin (7), Kennedy (7), Street (8)
HR: Gomez (DET), Granderson (DET), Bradley 2 (OAK), Chavez (OAK)
Attendance: 36,168

GAME 3 • OCTOBER 13, 2006

	R	H	E
OAKLAND	000	000	000
DETROIT	200	010	00x

Pitchers: HARDEN, Gaudin (6), Kennedy (7), Calero (8) vs. ROGERS, Rodney (8), Jones (9)
HR: Monroe (DET)
Attendance: 41,669

GAME 4 • OCTOBER 14, 2006

	R	H	E
OAKLAND	200	100	000
DETROIT	000	021	003

Pitchers: Haren, Kennedy (6), Calero (7), STREET (7) vs. Bonderman, Walker (7), Grilli (8), LEDEZMA (9)
HR: Payton (OAK), Ordonez 2 (DET)
Attendance: 42,967

TIGERS STATISTICS FROM THE 2006 ALCS

Player	AVG	G	AB	R	H	TB	2B	3B	HR	RBI	SH	SF	HB	BB	SO	SB	CS	OBP	SLG	E
Casey, Sean	.333	1	3	0	1	1	0	0	0	0	0	0	0	1	0	0	0	.500	.333	0
Gomez, Alexis	.444	3	9	1	4	7	0	0	1	4	0	0	0	0	2	0	0	.444	.778	0
Granderson, Curtis	.333	4	15	4	5	10	2	0	1	2	0	0	0	4	2	1	0	.474	.667	0
Guillen, Carlos	.188	4	16	1	3	4	1	0	0	0	0	0	0	1	4	0	0	.235	.250	1
Infante, Omar	.500	1	2	0	1	1	0	0	0	0	0	0	0	1	1	1	0	.667	.500	0
Inge, Brandon	.333	4	12	3	4	8	1	0	1	3	0	1	0	3	3	0	0	.438	.667	0
Monroe, Craig	.429	4	14	5	6	11	2	0	1	4	0	1	0	3	4	0	0	.500	.786	0
Ordonez, Magglio	.235	4	17	3	4	10	0	0	2	6	0	0	0	2	2	0	0	.316	.588	0
Perez, Neifi	.000	1	4	0	0	0	0	0	0	0	1	0	0	0	1	0	0	.000	.000	0
Polanco, Placido	.529	4	17	2	9	10	1	0	0	2	0	0	0	2	1	0	0	.579	.588	0
Rodriguez, Ivan	.125	4	16	2	2	5	0	0	1	1	0	0	0	1	4	0	0	.176	.313	0
Santiago, Ramon	.000	3	7	0	0	0	0	0	0	0	0	0	0	1	0	0	0	.125	.000	0
Thames, Marcus	.000	2	5	1	0	0	0	0	0	0	0	0	0	0	1	0	0	.000	.000	0
Totals	.285	4	137	22	39	67	7	0	7	22	1	2	0	19	25	2	0	.367	.489	1
Pitcher	W-L	ERA	G	GS	CG	SHO	SV	IP	H	AB	R	ER	HR	HB	BB	SO	WP	BK	AVG	
Bonderman, Jeremy	0-0	4.05	1	1	0	0	0	6.2	6	26	3	3	1	0	2	3	1	0	.231	
Grilli, Jason	0-0	0.00	2	0	0	0	0	1.0	1	3	0	0	0	0	3	1	0	0	.333	
Jones, Todd	0-0	0.00	3	0	0	0	2	3.0	3	12	0	0	0	0	1	2	0	0	.250	
Ledezma, Wil	1-0	3.38	2	0	0	0	0	2.2	2	10	1	1	1	0	1	1	0	0	.200	
Robertson, Nate	1-0	0.00	1	1	0	0	0	5.0	6	18	0	0	0	0	3	4	0	0	.333	
Rodney, Fernando	0-0	0.00	3	0	0	0	0	3.2	1	11	0	0	0	0	1	4	0	0	.091	
Rogers, Kenny	1-0	0.00	1	1	0	0	0	7.1	2	23	0	0	0	1	2	6	0	0	.087	
Verlander, Justin	1-0	6.75	1	1	0	0	0	5.1	7	23	4	4	2	0	1	6	1	1	.304	
Walker, Jamie	0-0	0.00	1	0	0	0	0	0.1	0	1	0	0	0	0	0	1	0	0	.000	
Zumaya, Joel	0-0	9.00	1	0	0	0	0	1.0	1	4	1	1	0	0	0	0	0	0	.250	
Totals	4-0	2.25	4	4	0	1	2	36.0	29	131	9	9	4	1	14	28	2	1	.221	

MULTI-HOME RUN GAMES IN THE POST-SEASON

Delmon Young and Miguel Cabrera became the fourth and fifth Tigers players, respectively, to connect for two home runs during a post-season game after both doing so in the 2011 American League Championship Series versus Texas. The following is the list of five players with multiple home runs in a post-season game in club history:

Player	Date	Opponent
Alan Trammell	October 13, 1984	vs. San Diego
Kirk Gibson	October 14, 1984	vs. San Diego
Magglio Ordonez	October 14, 2006	vs. Oakland
Delmon Young	October 13, 2011	vs. Texas
Miguel Cabrera	October 15, 2011	at Texas



2006 WORLD SERIES

St. Louis (NL) 4 -- Detroit (AL) 1

GAME 1 • OCTOBER 21, 2006

					R	H	E
ST LOUIS	0	13	0	03	0	0	0
DETROIT	1	0	0	0	0	1	
					7	8	2
					2	4	3

Pitchers: REYES, Loooper (9) vs. VERLANDER, Grilli (6), Rodney (7), Ledezma (8), Jones (9), Walker (9)

HR: Monroe (DET), Rolen (STL), Pujols (STL)

Attendance: 42,479

GAME 2 • OCTOBER 22, 2006

					R	H	E
ST LOUIS	0	0	0	0	0	1	
DETROIT	2	0	0	1	0	0	x
					1	4	1
					3	10	1

Pitchers: WEAVER, Johnson (6), Kinney (6), Flores (7), Thompson (8), Wainright (8) vs. ROGERS, Jones (9)

HR: Monroe (DET)

Attendance: 42,533

GAME 3 • OCTOBER 24, 2006

					R	H	E
DETROIT	0	0	0	0	0	0	0
ST LOUIS	0	0	0	2	1	0	x
					0	3	1
					5	7	0

Pitchers: ROBERTSON, Ledezma (6), Zumaya (6), Grilli (7), Rodney (8), Miner (8) vs. CARPENTER, Loooper (9)

Attendance: 46,513

GAME 4 • OCTOBER 26, 2006

					R	H	E
DETROIT	0	12	0	00	0	10	1
ST LOUIS	0	0	1	00	2	1	x
					4	10	1
					5	9	0

Pitchers: Bonderman, Rodney (6), ZUMAYA (8) vs. Suppan, Kinney (7), Johnson (7), Loooper (8), WAINRIGHT (8)

HR: Casey (DET)

Attendance: 46,470

GAME 5 • OCTOBER 27, 2006

					R	H	E
DETROIT	0	0	0	2	0	0	0
ST LOUIS	0	1	0	2	0	1	0
					2	5	2
					4	8	1

Pitchers: VERLANDER, Rodney (7), Zumaya (8) vs. WEAVER, Wainright (9)

HR: Casey (DET)

Attendance: 46,638

TIGERS STATISTICS FROM THE 2006 WORLD SERIES

Player	AVG	G	AB	R	H	TB	2B	3B	HR	RBI	SH	SF	HB	BB	SO	SB	CS	OBP	SLG	E
Bonderman, Jeremy	.000	1	2	0	0	0	0	0	0	0	1	0	0	0	1	0	0	.000	.000	0
Casey, Sean	.529	5	17	2	9	17	2	0	2	5	0	0	1	0	2	0	0	.556	1.000	0
Gomez, Alexis	.000	3	3	0	0	0	0	0	0	0	0	0	0	0	1	0	0	.000	.000	0
Granderson, Curtis	.095	5	21	1	2	3	1	0	0	0	0	0	0	1	7	0	0	.136	.143	0
Guillen, Carlos	.353	5	17	2	6	9	1	1	0	2	0	0	0	3	4	1	0	.450	.529	0
Infante, Omar	.000	1	1	0	0	0	0	0	0	0	0	0	0	0	0	0	0	.000	.000	0
Inge, Brandon	.353	5	17	0	6	8	2	0	0	1	0	0	0	1	6	0	0	.389	.471	3
Monroe, Craig	.150	5	20	3	3	10	1	0	2	2	0	0	0	1	5	0	0	.190	.500	0
Ordonez, Magglio	.105	5	19	2	2	2	0	0	0	0	0	0	0	1	4	0	0	.150	.105	0
Perez, Neifi	.000	2	0	0	0	0	0	0	0	0	0	0	0	0	0	0	0	.000	.000	0
Polanco, Placido	.000	5	17	0	0	0	0	0	0	0	0	0	1	1	1	0	0	.105	.000	0
Robertson, Nate	.000	1	0	0	0	0	0	0	0	0	1	0	0	0	0	0	0	.000	.000	0
Rodriguez, Ivan	.158	5	19	1	3	4	1	0	0	1	0	0	0	0	3	0	0	.158	.211	0
Santiago, Ramon	.200	3	5	0	1	1	0	0	0	0	1	0	0	0	2	0	0	.200	.200	0
Thames, Marcus	.000	2	1	0	0	0	0	0	0	0	0	0	0	0	0	0	0	.000	.000	0
Verlander, Justin	.000	2	2	0	0	0	0	0	0	0	0	0	0	0	1	0	0	.000	.000	2
Totals	.199	5	161	11	32	54	8	1	4	11	3	0	2	8	37	1	0	.246	.335	5
Pitcher	W-L	ERA	G	GS	CG	SHO	SV	IP	H	AB	R	ER	HR	HB	BB	SO	WP	BK	AVG	
Bonderman, Jeremy	0-0	3.38	1	1	0	0	0	5.1	6	20	2	2	0	0	4	4	0	0	.300	
Grilli, Jason	0-0	0.00	2	0	0	0	0	1.2	0	6	0	0	0	0	1	0	0	0	.000	
Jones, Todd	0-0	0.00	2	0	0	0	1	1.2	3	9	1	0	0	1	0	0	0	0	.333	
Ledezma, Wil	0-0	0.00	2	0	0	0	0	1.1	2	6	0	0	0	0	0	1	0	0	.333	
Miner, Zach	0-0	0.00	1	0	0	0	0	0.2	0	1	0	0	0	1	0	0	1	0	.000	
Robertson, Nate	0-1	3.60	1	1	0	0	0	5.0	5	20	2	2	0	0	3	3	0	0	.250	
Rodney, Fernando	0-0	4.50	4	0	0	0	0	4.0	5	15	4	2	0	0	4	5	0	0	.333	
Rogers, Kenny	1-0	0.00	1	1	0	0	0	8.0	2	25	0	0	0	0	3	5	0	0	.080	
Verlander, Justin	0-2	5.73	2	2	0	0	0	11.0	12	44	10	7	2	0	5	12	2	0	.273	
Walker, Jamie	0-0	0.00	1	0	0	0	0	0.1	0	1	0	0	0	0	0	1	1	0	.000	
Zumaya, Joel	0-1	3.00	3	0	0	0	0	3.0	1	11	3	1	0	0	3	3	1	0	.091	
Totals	1-4	3.00	5	5	0	0	1	42.0	36	158	22	14	2	2	23	34	5	0	.228	



Detroit (Central) 3 -- New York (East) 2

POST-SEASON

GAME 1 • SEPTEMBER 30, 2011

	R	H	E
DETROIT	100	000	002
NEW YORK	100	016	01x

Pitchers: Verlander, FISTER (2), Alburquerque (6), Perry (7), Schlereth (8) vs. Sabathia, NOVA (3), Ayala (9), Rivera (9)
HR: Young (DET), Cano (NYY)
Attendance: 50,940

GAME 2 • OCTOBER 2, 2011

	R	H	E
DETROIT	200	002	001
NEW YORK	000	000	012

Pitchers: SCHERZER, Benoit (7), Valverde (9) vs. GARCIA, Logan (6), Wade (7), Ayala (9)
HR: Cabrera (DET), Granderson (NYY), Swisher (NYY)
Attendance: 50,596

GAME 3 • OCTOBER 3, 2011

	R	H	E
NEW YORK	200	000	200
DETROIT	002	011	10x

Pitchers: Sabathia, SORIANO (6), Robertson (8) vs. VERLANDER, Valverde (9)
HR: Young (DET)
Attendance: 43,581

GAME 4 • OCTOBER 4, 2011

	R	H	E
NEW YORK	002	020	060
DETROIT	000	100	000

Pitchers: BURNETT, Soriano (6), Hughes (8), Logan (9) vs. PORCELLO, Coke (7), Alburquerque (8), Schlereth (8), Perry (8)
HR: Martinez (DET)
Attendance: 43,527

GAME 5 • OCTOBER 6, 2011

	R	H	E
DETROIT	200	010	000
NEW YORK	000	010	100

Pitchers: FISTER, Scherzer (6), Benoit (7), Valverde (9) vs. NOVA, Hughes (3), Logan (4), Sabathia (5), Soriano (6), Robertson (8), Rivera (9)
HR: Kelly (DET), Young (DET), Cano (NYY)
Attendance: 50,960

TIGERS STATISTICS FROM THE 2011 ALDS

Player	AVG	G	AB	R	H	TB	2B	3B	HR	RBI	SH	SF	HB	BB	SO	SB	CS	OBP	SLG	E
Avila, Alex	.063	5	16	0	1	1	0	0	0	1	1	0	0	2	7	0	0	.167	.063	0
Betemit, Wilson	.000	3	8	0	0	0	0	0	0	0	0	0	0	0	4	0	0	.000	.000	0
Cabrera, Miguel	.200	5	15	2	3	6	0	0	1	3	0	0	0	5	5	1	0	.400	.400	0
Inge, Brandon	.429	4	7	3	3	4	1	0	0	0	0	0	1	0	0	0	0	.500	.571	0
Jackson, Austin	.125	5	16	3	2	3	1	0	0	0	1	0	0	4	8	1	0	.300	.188	0
Kelly, Don	.364	4	11	3	4	7	0	0	1	2	0	0	0	0	4	0	0	.364	.636	0
Martinez, Victor	.222	5	18	1	4	7	0	0	1	3	0	0	0	2	5	0	0	.300	.389	0
Ordonez, Magglio	.455	4	11	1	5	6	1	0	0	0	0	0	0	1	2	0	0	.500	.545	0
Peralta, Jhonny	.222	5	18	0	4	6	2	0	0	1	0	0	1	1	4	0	0	.300	.333	0
Raburn, Ryan	.400	3	5	0	2	2	0	0	0	1	0	0	0	0	3	0	0	.400	.400	0
Santiago, Ramon	.143	4	14	0	2	3	1	0	0	2	2	0	0	0	3	0	0	.143	.214	0
Santos, Omir	.000	1	0	0	0	0	0	0	0	0	0	0	0	0	0	0	0	.000	.000	0
Young, Delmon	.316	5	19	4	6	15	0	0	3	3	0	0	0	2	2	0	0	.381	.789	0
Totals	.228	5	158	17	36	60	6	0	6	16	4	0	2	17	47	2	0	.311	.380	0
Pitcher	W-L	ERA	G	GS	CG	SHO	SV	IP	H	AB	R	ER	HR	HB	BB	SO	WP	BK	AVG	
Alburquerque, Al	0-0	81.00	2	0	0	0	0	0.1	2	3	3	3	1	0	1	0	0	1	.667	
Benoit, Joaquin	0-0	2.45	2	0	0	0	0	3.2	4	15	1	1	1	0	1	6	0	0	.267	
Coke, Phil	0-0	27.00	1	0	0	0	0	1.0	3	6	3	3	0	0	1	1	0	0	.500	
Fister, Doug	1-1	6.52	2	1	0	0	0	9.2	12	41	7	7	1	0	4	10	0	1	.293	
Perry, Ryan	0-0	0.00	2	0	0	0	0	2.1	3	9	0	0	0	0	2	0	0	.333		
Porcello, Rick	0-1	6.00	1	1	0	0	0	6.0	5	22	4	4	0	2	1	5	0	0	.227	
Scherzer, Max	1-0	1.23	2	1	0	0	0	7.1	4	26	1	1	0	1	4	7	0	0	.154	
Schlereth, Daniel	0-0	10.80	2	0	0	0	0	1.2	4	9	2	2	0	0	0	4	1	0	.444	
Valverde, Jose	0-0	6.00	3	0	0	0	2	3.0	2	10	2	2	1	0	4	3	0	0	.200	
Verlander, Justin	1-0	5.00	2	2	0	0	0	9.0	6	32	5	5	0	1	5	12	1	0	.188	
Totals	3-2	5.73	5	5	0	0	2	44.0	45	173	28	28	4	4	21	50	2	2	.260	

BACK-TO-BACK HOME RUNS IN THE PLAYOFFS

Don Kelly and Delmon Young connected for back-to-back home runs for the Tigers in the first inning of New York's Ivan Nova in Game Five of the American League Division Series at Yankee Stadium on October 6, 2011. It marked the first time the Tigers have belted back-to-back home runs in the club's post-season history.



2011 ALCS

Texas (West) 4 -- Detroit (Central) 2

GAME 1 • OCTOBER 8, 2011

					R	H	E
DETROIT	0 0 0	0 2 0	0 0 0		2	7	1
TEXAS	0 2 0	1 0 0	0 0 x		3	6	0

Pitchers: VERLANDER, Porcello (5), Coke (7), Perry (7) vs. Wilson, Gonzalez (5), OGANDO (6), Oliver (8), Adams (8), Feliz (9)

HR: Cruz (TEX)

Attendance: 50,114

GAME 2 • OCTOBER 10, 2011

					R	H	E
DETROIT	0 0 3	0 0 0	0 0 0	0 0	3	8	0
TEXAS	2 0 0	0 0 0	1 0 0	0 4	7	11	1

Pitchers: Scherzer, Coke (7), Benoit (7), Valverde (9), PERRY (11) vs. Holland, Feldman (3), Ogando (8), Gonzalez (9), Feliz (9), ADAMS (11)

HR: Raburn (DET), Cruz 2 (TEX)

Attendance: 51,227

GAME 3 • OCTOBER 11, 2011

					R	H	E
TEXAS	1 0 0	0 0 0	0 1 0		2	8	0
DETROIT	0 0 0	1 1 2	1 0 x		5	11	0

Pitchers: LEWIS, Uehara (6), Oliver (7), Tateyama (8) vs. FISTER, Benoit (8), Valverde (9)

HR: Cabrera (DET), Martinez (DET), Peralta (DET)

Attendance: 41,905

GAME 4 • OCTOBER 12, 2011

					R	H	E
TEXAS	0 0 0	0 0 3	0 0 0	0 4	7	11	0
DETROIT	0 0 2	0 0 0	1 0 0	0 0	3	5	1

Pitchers: Harrison, Ogando (6), Adams (8), Oliver (9), FELDMAN (10), Feliz (11) vs. Porcello, Albuquerque (7), Benoit (8), VALVERDE (10), Coke (11)

HR: Cruz (TEX), Inge (DET)

Attendance: 42,234

GAME 5 • OCTOBER 13, 2011

					R	H	E
TEXAS	1 0 0	0 1 0	0 2 1		5	10	1
DETROIT	0 0 1	1 0 4	1 0 x		7	10	1

Pitchers: WILSON, Uehara (7), Gonzalez (7), Adams (8) vs. VERLANDER, Coke (8)

HR: Cruz (TEX), Raburn (DET), Young 2 (DET), Avila (DET)

Attendance: 41,908

GAME 6 • OCTOBER 15, 2011

					R	H	E
DETROIT	1 1 0	0 2 0	0 1 0		5	10	2
TEXAS	0 0 9	0 1 2	3 0 x		15	17	0

Pitchers: SCHERZER, Schlereth (3), Porcello (3), Perry (3), Penny (6), Albuquerque (7) vs. Holland, Feldman (5), OGANDO (6), Adams (8), Feliz (9)

HR: Jackson (DET), Cabrera 2 (DET), Peralta (DET), Young (TEX), Cruz (TEX)

Attendance: 51,508

TIGERS STATISTICS FROM THE 2011 ALCS

Player	AVG	G	AB	R	H	TB	2B	3B	HR	RBI	SH	SF	HB	BB	SO	SB	CS	OBP	SLG	E
Avila, Alex	.080	6	25	1	2	5	0	0	1	1	0	0	0	0	9	0	0	.080	.200	0
Betemit, Wilson	.000	1	1	0	0	0	0	0	0	0	0	0	0	0	1	0	0	.000	.000	0
Cabrera, Miguel	.400	6	20	5	8	21	4	0	3	7	0	0	0	7	6	1	0	.556	1.050	0
Dirks, Andy	.200	2	5	1	1	1	0	0	0	0	0	0	0	0	1	1	0	.200	.200	0
Inge, Brandon	.267	6	15	3	4	7	0	0	1	1	1	0	0	3	3	0	0	.389	.467	0
Jackson, Austin	.240	6	25	3	6	10	1	0	1	4	0	0	1	3	11	0	1	.345	.400	1
Kelly, Don	.222	5	9	0	2	3	1	0	0	0	0	0	0	0	0	0	0	.222	.333	0
Martinez, Victor	.273	6	22	3	6	11	0	1	1	2	0	0	1	3	1	0	0	.385	.500	0
Ordonez, Magglio	.000	1	2	0	0	0	0	0	0	0	0	0	0	1	1	0	0	.333	.000	0
Peralta, Jhonny	.217	6	23	2	5	12	1	0	2	2	1	0	0	1	4	0	0	.250	.522	0
Raburn, Ryan	.261	6	23	4	6	13	1	0	2	4	0	0	0	4	4	0	0	.370	.565	1
Santiago, Ramon	.375	6	24	1	9	10	1	0	0	0	0	0	0	0	4	0	0	.375	.417	1
Worth, Danny	.000	1	0	0	0	0	0	0	0	0	0	0	0	0	0	0	0	.000	.000	0
Young, Delmon	.133	4	15	2	2	8	0	0	2	3	0	0	0	0	5	0	0	.133	.533	1
Totals	.244	6	209	25	51	101	9	1	13	24	2	0	2	22	50	2	1	.322	.483	5
Pitcher	W-L	ERA	G	GS	CG	SHO	SV	IP	H	AB	R	ER	HR	HB	BB	SO	WP	BK	AVG	
Albuquerque, Al	0-0	0.00	2	0	0	0	0	1.2	0	5	0	0	0	0	2	2	1	0	.000	
Benoit, Joaquin	0-0	0.00	3	0	0	0	0	4.0	0	10	0	0	0	0	2	3	0	0	.000	
Coke, Phil	0-0	2.70	4	0	0	0	1	3.1	3	13	1	1	0	0	1	2	0	0	.231	
Fister, Doug	1-0	2.45	1	1	0	0	0	7.1	7	25	2	2	0	1	0	3	0	0	.280	
Penny, Brad	0-0	27.00	1	0	0	0	0	1.2	7	12	5	5	2	0	2	1	1	0	.583	
Perry, Ryan	0-1	9.00	3	0	0	0	0	4.0	6	17	5	4	1	0	0	1	0	0	.353	
Porcello, Rick	0-0	4.00	3	1	0	0	0	9.0	10	37	5	4	0	0	1	7	0	0	.270	
Scherzer, Max	0-1	9.72	2	2	0	0	0	8.1	11	36	9	9	1	0	5	7	0	0	.306	
Schlereth, Daniel	0-0	—	1	0	0	0	0	0.0	1	1	1	1	0	0	0	0	0	0	1.000	
Valverde, Jose	0-1	8.31	3	0	0	0	1	4.1	5	17	4	4	1	1	2	3	0	0	.294	
Verlander, Justin	1-1	5.56	2	2	0	0	0	11.1	13	47	7	7	2	0	5	13	1	0	.277	
Totals	2-4	6.05	6	6	0	0	2	55.0	63	220	39	37	7	2	20	42	3	0	.286	



INDIVIDUAL BATTING

BATTING AVERAGE

Highest Average, Career (Min. 30 AB).....	432	Sean Casey.....	2006
Highest Average, Division Series (Min. 10 AB).....	571	Carlos Guillen.....	2006
Highest Average, LCS (Min. 10 AB).....	529	Placido Polanco.....	2006
Highest Average, World Series (Min. 10 AB).....	529	Sean Casey.....	2006

GAMES PLAYED

Most Games Played, Career.....	23	Hank Greenberg.....	1934-35, 1940, 1945
		Brandon Inge.....	2006, 2011
Most Games Played, Division Series.....	8	Brandon Inge.....	2006, 2011
		Magglio Ordonez.....	2006, 2011
Most Games Played, LCS.....	10	Brandon Inge.....	2006, 2011
Most Games Played, World Series.....	23	Hank Greenberg.....	1934-35, 1940, 1945

AT-BATS

Most At-Bats, Career.....	85	Hank Greenberg.....	1934-35, 1940, 1945
Most At-Bats, Division Series.....	26	Magglio Ordonez.....	2006, 2011
Most At-Bats, LCS.....	33	Kirk Gibson.....	1984, 1987
Most At-Bats, World Series.....	85	Hank Greenberg.....	1934-35, 1940, 1945
Most At-Bats, Division Series Game.....	5	Curtis Granderson.....	10/3/2006 at NYY
		Placido Polanco.....	10/3/2006 at NYY
		Sean Casey.....	10/7/2006 vs. NYY
		Curtis Granderson.....	10/7/2006 vs. NYY
		Placido Polanco.....	10/7/2006 vs. NYY
		Austin Jackson.....	10/2/2011 at NYY
		Delmon Young.....	10/2/2011 at NYY
Most At-Bats, LCS Game.....	6	Ramon Santiago.....	10/10/2011 at TEX (11 inn.)
Most At-Bats, World Series Game.....	6	Germany Schaefer.....	10/8/1907 at CHC
		Goose Goslin.....	10/4/1934 vs. STL
		Doc Cramer.....	10/8/1945 at CHC
		Eddie Mayo.....	10/8/1945 at CHC
		Rudy York.....	10/8/1945 at CHC

RUNS SCORED

Most Runs, Career.....	17	Hank Greenberg.....	1934-35, 1940, 1945
Most Runs, Division Series.....	4	Brandon Inge.....	2006, 2011
		Magglio Ordonez.....	2006, 2011
		Delmon Young.....	2011
Most Runs, LCS.....	7	Lou Whitaker.....	1984, 1987
Most Runs, World Series.....	17	Hank Greenberg.....	1934-35, 1940, 1945
Most Runs, Division Series Game.....	3	Magglio Ordonez.....	10/7/2006 vs. NYY
Most Runs, LCS Game.....	2	16 times.....	(last, Cabrera, 10/15/2011 at TEX)
Most Runs, World Series Game.....	3	Hank Greenberg.....	10/7/1945 at CHC
		Al Kaline.....	10/9/1968 at STL
		Kirk Gibson.....	10/14/1984 vs. SD

HITS

Most Hits, Career.....	27	Hank Greenberg.....	1934-35, 1940, 1945
Most Hits, Division Series.....	9	Magglio Ordonez.....	2006, 2011
Most Hits, LCS.....	11	Kirk Gibson.....	1984, 1987
Most Hits, World Series.....	27	Hank Greenberg.....	1934-35, 1940, 1945
Most Hits, Division Series Game.....	3	Curtis Granderson.....	10/3/2006 at NYY
		Marcus Thames.....	10/5/2006 at NYY
		Carlos Guillen.....	10/7/2006 vs. NYY
		Magglio Ordonez.....	10/2/2011 at NYY
		Miguel Cabrera.....	10/2/2011 at NYY
Most Hits, LCS Game.....	3	Alan Trammell.....	10/2/1984 at KC
		Kirk Gibson.....	10/12/1987 vs. MIN
		Brandon Inge.....	10/10/2006 at OAK
		Placido Polanco.....	10/11/2006 at OAK
		Placido Polanco.....	10/14/2006 vs. OAK
		Ramon Santiago.....	10/8/2011 at TEX
		Austin Jackson.....	10/11/2011 vs. TEX
		Victor Martinez.....	10/15/2011 at TEX
Most Hits, World Series Game.....	4	Claude Rossman.....	10/9/1907 at CHC
		Ty Cobb.....	10/12/1908 at CHC
		Donie Bush.....	10/11/1909 vs. PIT
		Hank Greenberg.....	10/6/1934 at STL

EXTRA-BASE HITS

Most Extra-Base Hits, Career.....	14	Hank Greenberg.....	1934-35, 1940, 1945
Most Extra-Base Hits, Division Series.....	4	Carlos Guillen.....	2006
Most Extra-Base Hits, LCS.....	7	Miguel Cabrera.....	2011
Most Extra-Base Hits, World Series.....	14	Hank Greenberg.....	1934-35, 1940, 1945
Most Extra-Base Hits, Division Series Game.....	2	Carlos Guillen.....	10/5/2006 at NYY
Most Extra-Base Hits, LCS Game.....	2	11 times.....	(last, Cabrera, 10/15/2011 at TEX)
Most Extra-Base Hits, World Series Game.....	3	Hank Greenberg.....	10/7/1945 at CHC
		Sean Casey.....	10/27/2006 at STL

TOTAL BASES

Most Total Bases, Career.....	53	Hank Greenberg.....	1934-35, 1940, 1945
Most Total Bases, Division Series.....	15	Delmon Young.....	2011
Most Total Bases, LCS.....	21	Miguel Cabrera.....	2011
Most Total Bases, World Series.....	53	Hank Greenberg.....	1934-35, 1940, 1945



TIGERS POST-SEASON RECORD BOOK

Most Total Bases, Division Series Game.....	6	Curtis Granderson.....	10/3/2006 at NYY
		Carlos Guillen.....	10/5/2006 at NYY
		Miguel Cabrera.....	10/2/2011 at NYY
Most Total Bases, LCS Game.....	8	Alan Trammell.....	10/2/1984 at KC
		Magglio Ordonez.....	10/14/2006 vs. OAK
		Delmon Young.....	10/13/2011 vs. TEX
		Miguel Cabrera.....	10/15/2011 at TEX
Most Total Bases, World Series Game.....	9	Alan Trammell.....	10/13/1984 vs. SD
		Kirk Gibson.....	10/14/1984 vs. SD
DOUBLES			
Most Doubles, Career.....	9	Pete Fox.....	1934-35, 1940
Most Doubles, Division Series.....	3	Sean Casey.....	2006
		Carlos Guillen.....	2006
		Miguel Cabrera.....	2011
Most Doubles, LCS.....	4	Miguel Cabrera.....	2011
Most Doubles, World Series.....	9	Pete Fox.....	1934-35, 1940
Most Doubles, Division Series Game.....	1	18 times.....	(last, Jackson & Ordonez, 10/6/2011 at NYY)
Most Doubles, LCS Game.....	2	Tony Taylor.....	10/11/1972 vs. OAK
Most Doubles, World Series Game.....	3	Hank Greenberg.....	10/7/1945 at CHC
TRIPLES			
Most Triples, Career.....	2	Hank Greenberg.....	1934-35, 1940, 1945
Most Triples, Division Series.....	1	Curtis Granderson.....	2006
Most Triples, LCS.....	1	Duke Sims.....	1972
		Alan Trammell.....	1984, 1987
		Victor Martinez.....	2011
Most Triples, World Series.....	2	Hank Greenberg.....	1934-35, 1940, 1945
Most Triples, Division Series Game.....	1	Curtis Granderson.....	10/5/2006 at NYY
Most Triples, LCS Game.....	1	Duke Sims.....	10/7/1972 at OAK
		Alan Trammell.....	10/2/1984 at KC
		Victor Martinez.....	10/13/2011 vs. TEX
Most Triples, World Series Game.....	1	11 times.....	(last, Guillen, 10/22/2006 vs. STL)
HOME RUNS			
Most Home Runs, Career.....	5	Hank Greenberg.....	1934-35, 1940, 1945
		Craig Monroe.....	2006
		Delmon Young.....	2011
Most Home Runs, Division Series.....	3	Delmon Young.....	2011
Most Home Runs, LCS.....	3	Miguel Cabrera.....	2011
Most Home Runs, World Series.....	5	Hank Greenberg.....	1934-35, 1940, 1945
Most Home Runs, Division Series Game.....	1	12 times.....	(last, Kelly & Young, 10/6/2011 at NYY)
Most Home Runs, LCS Game.....	2	Magglio Ordonez.....	10/14/2006 vs. OAK
		Delmon Young.....	10/13/2011 vs. TEX
		Miguel Cabrera.....	10/15/2011 at TEX
Most Home Runs, World Series Game.....	2	Alan Trammell.....	10/13/1984 vs. SD
		Kirk Gibson.....	10/14/1984 vs. SD
RUNS BATTED IN			
Most RBI, Career.....	22	Hank Greenberg.....	1934-35, 1940, 1945
Most RBI, Division Series.....	5	Curtis Granderson.....	2006
Most RBI, LCS.....	7	Miguel Cabrera.....	2011
Most RBI, World Series.....	22	Hank Greenberg.....	1934-35, 1940, 1945
Most RBI, Division Series Game.....	3	Miguel Cabrera.....	10/2/2011 at NYY
Most RBI, LCS Game.....	4	Alexis Gomez.....	10/11/2006 at OAK
		Magglio Ordonez.....	10/14/2006 vs. OAK
Most RBI, World Series Game.....	5	Kirk Gibson.....	10/14/1984 vs. SD
WALKS			
Most Walks, Career.....	13	Hank Greenberg.....	1934-35, 1940, 1945
		Jo-Jo White.....	1934-35
Most Walks, Division Series.....	5	Miguel Cabrera.....	2011
Most Walks, LCS.....	7	Lou Whitaker.....	1984, 1987
		Miguel Cabrera.....	2011
Most Walks, World Series.....	13	Hank Greenberg.....	1934-35, 1940, 1945
		Jo-Jo White.....	1934-35
Most Walks, Division Series Game.....	2	Carlos Guillen.....	10/3/2006 at NYY
		Miguel Cabrera.....	10/3/2011 vs. NYY
		Austin Jackson.....	10/3/2011 vs. NYY
Most Walks, LCS Game.....	3	Darrell Evans.....	10/10/1987 vs. MIN
		Lou Whitaker.....	10/11/1987 vs. MIN
		Curtis Granderson.....	10/13/2006 vs. OAK
		Miguel Cabrera.....	10/12/2011 vs. TEX (11 inn.)
Most Walks, World Series Game.....	3	Pinky Higgins.....	10/6/1940 vs. CIN
		Roy Cullenbine.....	10/10/1945 at CHC
		Don Wert.....	10/3/1968 at STL
		Dick McAuliffe.....	10/9/1968 at STL
STRIKEOUTS			
Most Strikeouts, Career.....	19	Hank Greenberg.....	1934-35, 1940, 1945
		Austin Jackson.....	2011
Most Strikeouts, Division Series.....	8	Austin Jackson.....	2011
Most Strikeouts, LCS.....	11	Austin Jackson.....	2011
Most Strikeouts World Series.....	19	Hank Greenberg.....	1934-35, 1940, 1945
Most Strikeouts, Division Series Game.....	3	Brandon Inge.....	10/5/2006 at NYY
		Wilson Betemit.....	10/4/2011 vs. NYY
		Austin Jackson.....	10/6/2011 at NYY
		Don Kelly.....	10/6/2011 at NYY
Most Strikeouts, LCS Game.....	4	Austin Jackson.....	10/13/2011 vs. TEX
Most Strikeouts, World Series Game.....	4	Schoolboy Rowe.....	10/4/1934 vs. STL



INDIVIDUAL BASERUNNING

STOLEN BASES

Most Stolen Bases, Career	7	Kirk Gibson	1984, 1987
Most Stolen Bases, Division Series	1	Curtis Granderson	2006
		Miguel Cabrera	2011
		Austin Jackson	2011
Most Stolen Bases, LCS	4	Kirk Gibson	1984, 1987
Most Stolen Bases, World Series	4	Ty Cobb	1907-09
		Davy Jones	1907-09
Most Stolen Bases, Division Series Game	1	Curtis Granderson	10/6/2006 vs. NYY
		Miguel Cabrera	10/2/2011 at NYY
		Austin Jackson	10/4/2011 vs. NYY
Most Stolen Bases, LCS Game	2	Kirk Gibson	10/10/1987 vs. MIN
Most Stolen Bases, World Series Game	2	Davy Jones	10/8/1907 at CHC
		Ty Cobb	10/12/1908 vs. CHC

CAUGHT STEALING

Most Caught Stealing, Career	3	Ty Cobb	1907-09
		Davy Jones	1907-09
		Germany Schaefer	1907-08
Most Caught Stealing, Division Series	1	Magglio Ordonez	2006, 2011
		Placido Polanco	2006
Most Caught Stealing, LCS	1	Dick McAuliffe	1972
		Jim Northrup	1972
		Austin Jackson	2011
Most Caught Stealing, World Series	3	Ty Cobb	1907-09
		Davy Jones	1907-09
		Germany Schaefer	1907-08
Most Caught Stealing, Division Series Game	1	Magglio Ordonez	10/3/2006 at NYY
		Placido Polanco	10/6/2006 vs. NYY
Most Caught Stealing, LCS Game	1	Jim Northrup	10/8/1972 at OAK
		Dick McAuliffe	10/11/1972 vs. OAK
		Austin Jackson	10/12/2011 vs. TEX
Most Caught Stealing, World Series Game	2	Jo-Jo White	10/8/1934 vs. STL

INDIVIDUAL PITCHING

GAMES WON

Most Games Won, Career	4	Tommy Bridges	1934-35, 1940, 1945
Most Games Won, Division Series	1	Jeremy Bonderman	2006
		Kenny Rogers	2006
		Jamie Walker	2006
		Doug Fister	2011
		Max Scherzer	2011
		Justin Verlander	2006, 2011
Most Games Won, LCS	2	Justin Verlander	2006, 2011
Most Games Won, World Series	4	Tommy Bridges	1934-35, 1940, 1945

GAMES LOST

Most Games Lost, Career	5	Schoolboy Rowe	1934-35, 1940
Most Games Lost, Division Series	1	Nate Robertson	2006
		Doug Fister	2011
		Rick Porcello	2011
Most Games Lost, LCS	2	Woody Fryman	1972
		Doyle Alexander	1987
Most Games Lost, World Series	5	Schoolboy Rowe	1934-35, 1940

EARNED RUN AVERAGE

Lowest ERA, Career (Min 40 IP)	1.57	Mickey Lolich	1968, 1972
Lowest ERA, Division Series (Min 6 IP)	0.00	Kenny Rogers	2006
Lowest ERA, LCS (Min 10 IP)	1.42	Mickey Lolich	1972
Lowest ERA, World Series (Min 10 IP)	0.79	Johnny Gorsica	1940

GAMES PITCHED

Most Games Pitched, Career	8	Schoolboy Rowe	1934-35, 1940
		Justin Verlander	2006, 2011
Most Games Pitched, Division Series	3	Jamie Walker	2006
		Jose Valverde	2011
		Justin Verlander	2006, 2011
Most Games Pitched, LCS	4	Guillermo Hernandez	1984, 1987
		Phil Coke	2011
Most Games Pitched, World Series	8	Schoolboy Rowe	1934-35, 1940

GAMES STARTED

Most Games Started, Career	8	Justin Verlander	2006, 2011
Most Games Started, Division Series	3	Justin Verlander	2006, 2011
Most Games Started, LCS	3	Justin Verlander	2006, 2011
Most Games Started, World Series	6	Wild Bill Donovan	1907-09
		George Mullin	1907-09
		Schoolboy Rowe	1934-35, 1940

COMPLETE GAMES

Most Complete Games, Career	6	George Mullin	1907-09
Most Complete Games, LCS	1	Joe Coleman	1972
		Jack Morris	1987
Most Complete Games, World Series	6	George Mullin	1907-09



TIGERS POST-SEASON RECORD BOOK

SHUTOUTS

Most Shutouts, Career	1	George Mullin	1907-09
		Bobo Newsom	1940
		Joe Coleman	1972
Most Shutouts, LCS	1	Joe Coleman	1972
Most Shutouts, World Series	1	George Mullin	1907-09
		Bobo Newsom	1940

SAVES (Since 1969)

Most Saves, Career	4	Todd Jones	2006
Most Saves, Division Series	2	Jose Valverde	2011
Most Saves, LCS	2	Todd Jones	2006
Most Saves, World Series	2	Willie Hernandez	1984

INNINGS PITCHED

Most Innings Pitched, Career	58.0	George Mullin	1907-09
Most Innings Pitched, Division Series	14.1	Justin Verlander	2006, 2011
Most Innings Pitched, LCS	19.0	Mickey Lolich	1972
Most Innings Pitched, World Series	58.0	George Mullin	1907-09
Most Innings Pitched, Division Series Game	8.1	Jeremy Bonderman	10/7/2006 vs. NYY
Most Innings Pitched, LCS Game	10.0	Mickey Lolich	10/7/1972 at OAK
Most Innings Pitched, World Series Game	12.0	Wild Bill Donovan	10/8/1907 at CHC
		Schoolboy Rowe	10/4/1934 vs. STL

HITS ALLOWED

Most Hits Allowed, Career	52	Tommy Bridges	1934-35, 1940, 1945
Most Hits Allowed, Division Series	13	Justin Verlander	2006, 2011
Most Hits Allowed, LCS	20	Justin Verlander	2006, 2011
Most Hits Allowed, World Series	52	Tommy Bridges	1934-35, 1940, 1945
Most Hits Allowed, Division Series Game	12	Nate Robertson	10/3/2006 at NYY
Most Hits Allowed, LCS Game	9	Mickey Lolich	10/7/1972 at OAK
Most Hits Allowed, World Series Game	12	Tommy Bridges	10/7/1935 vs. CHC

RUNS ALLOWED

Most Runs Allowed, Career	29	Justin Verlander	2006, 2011
Most Runs Allowed, Division Series	8	Justin Verlander	2006, 2011
Most Runs Allowed, LCS	11	Justin Verlander	2006, 2011
Most Runs Allowed, World Series	23	Schoolboy Rowe	1934-35, 1940
Most Runs Allowed, Division Series Game	7	Nate Robertson	10/3/2006 at NYY
Most Runs Allowed, LCS Game	6	Doyle Alexander	10/7/1987 at MIN
		Jack Morris	10/8/1987 at MIN
		Walt Terrell	10/10/1987 vs. MIN
		Max Scherzer	10/15/2011 at TEX
Most Runs Allowed, World Series Game	8	Ed Summers	10/13/1909 at PIT

EARNED RUNS ALLOWED

Most Earned Runs Allowed, Career	26	Justin Verlander	2006, 2011
Most Earned Runs Allowed, Division Series	8	Justin Verlander	2006, 2011
Most Earned Runs Allowed, LCS	11	Justin Verlander	2006, 2011
Most Earned Runs Allowed, World Series	20	Schoolboy Rowe	1934-35, 1940
Most Earned Runs Allowed, Division Series Game	7	Nate Robertson	10/3/2006 at NYY
Most Earned Runs Allowed, LCS Game	6	Doyle Alexander	10/7/1987 at MIN
		Jack Morris	10/8/1987 at MIN
		Walt Terrell	10/10/1987 vs. MIN
		Max Scherzer	10/15/2011 at TEX
Most Earned Runs Allowed, World Series Game	7	Ed Summers	10/13/1909 at PIT
		Hal Newhouser	10/3/1945 vs. CHC

DOUBLES ALLOWED

Most Doubles Allowed, Career	10	Tommy Bridges	1934-35, 1940, 1945
		Schoolboy Rowe	1934-35, 1940
Most Doubles Allowed, Division Series	4	Doug Fister	2011
Most Doubles Allowed, LCS	5	Max Scherzer	2011
		Justin Verlander	2006, 2011
Most Doubles Allowed, World Series	10	Tommy Bridges	1934-35, 1940, 1945
		Schoolboy Rowe	1934-35, 1940
Most Doubles Allowed, Division Series Game	3	Nate Robertson	10/3/2006 at NYY
		Kenny Rogers	10/6/2006 vs. NYY
		Doug Fister	9/30/2011 at NYY
Most Doubles Allowed, LCS Game	3	Jack Morris	10/8/1987 at MIN
		Max Scherzer	10/10/2011 at TEX (11 inn.)
		Justin Verlander	10/13/2011 vs. TEX
Most Doubles Allowed, World Series Game	4	Jeremy Bonderman	10/26/2006 at STL

TRIPLES ALLOWED

Most Triples Allowed, Career	5	Tommy Bridges	1934-35, 1940, 1945
Most Triples Allowed, Division Series	1	Jose Valverde	2011
		Justin Verlander	2006, 2011
Most Triples Allowed, LCS	1	Jack Morris	1984, 1987
		Doyle Alexander	1987
		Justin Verlander	2006, 2011
Most Triples Allowed, World Series	5	Tommy Bridges	1934-35, 1940, 1945
Most Triples Allowed, Division Series Game	1	Jose Valverde	10/2/2011 at NYY
		Justin Verlander	10/3/2011 vs. NYY
Most Triples Allowed, LCS Game	1	Jack Morris	10/2/1984 at KC
		Doyle Alexander	10/7/1987 at MIN
		Justin Verlander	10/8/2011 at TEX
Most Triples Allowed, World Series Game	2	Tommy Bridges	10/5/1934 at STL
		Tommy Bridges	10/9/1934 vs. STL

TIGERS POST-SEASON RECORD BOOK



HOME RUNS ALLOWED

Most Home Runs Allowed, Career	7	Justin Verlander	2006, 2011
Most Home Runs Allowed, Division Series	2	Jamie Walker	2006
Most Home Runs Allowed, LCS	4	Justin Verlander	2006, 2011
Most Home Runs Allowed, World Series	3	Schoolboy Rowe	1934-35, 1940
Most Home Runs Allowed, Division Series Game	1	Eight times	(last, Fister, 10/6/2011 at NYY)
Most Home Runs Allowed, LCS Game	2	Doyle Alexander	10/7/1987 at MIN
		Walt Terrell	10/10/1987 vs. MIN
		Frank Tanana	10/11/1987 vs. MIN
		Justin Verlander	10/11/2006 at OAK
		Brad Penny	10/15/2011 at TEX
Most Home Runs Allowed, World Series Game	2	Justin Verlander	10/21/2006 vs. STL

HIT BATSMEN

Most Hit Batsmen, Career	4	Wild Bill Donovan	1907-09
Most Hit Batsmen, Division Series	2	Nate Robertson	2006
		Rick Porcello	2011
		Frank Tanana	1987
Most Hit Batsmen, LCS	3	Wild Bill Donovan	1907-09
Most Hit Batsmen, World Series	4	Wild Bill Donovan	1907-09
Most Hit Batsmen, Division Series Game	2	Nate Robertson	10/3/2006 at NYY
		Rick Porcello	10/4/2011 vs. NYY
		Frank Tanana	10/11/1987 vs. MIN
Most Hit Batsmen, LCS Game	3	Wild Bill Donovan	10/8/1907 at CHC
Most Hit Batsmen, World Series Game	2	George Mullin	10/8/1909 at PIT
		Ed Willett	10/11/1909 vs. PIT

WALKS

Most Walks, Career	20	Justin Verlander	2006, 2011
Most Walks, Division Series	9	Justin Verlander	2006, 2011
Most Walks, LCS	6	Mike Henneman	1987
		Justin Verlander	2006, 2011
Most Walks, World Series	17	Wild Bill Donovan	1907-09
Most Walks, Division Series Game	4	Justin Verlander	10/5/2006 at NYY
		Max Scherzer	10/2/2011 at NYY
Most Walks, LCS Game	4	Walt Terrell	10/10/1987 vs. MIN
		Frank Tanana	10/11/1987 vs. MIN
		Max Scherzer	10/15/2011 at TEX
Most Walks, World Series Game	6	Wild Bill Donovan	10/16/1909 vs. PIT
		Earl Wilson	10/5/1968 vs. STL

STRIKEOUTS

Most Strikeouts, Career	48	Justin Verlander	2006, 2011
Most Strikeouts, Division Series	17	Justin Verlander	2006, 2011
Most Strikeouts, LCS	19	Justin Verlander	2006, 2011
Most Strikeouts, World Series	36	George Mullin	1907-09
Most Strikeouts, Division Series Game	11	Justin Verlander	10/3/2011 vs. NYY
Most Strikeouts, LCS Game	14	Joe Coleman	10/10/1972 vs. OAK
Most Strikeouts, World Series Game	12	Wild Bill Donovan	10/8/1907 at CHC

CLUB BATTING

BATTING AVERAGE

Highest Average, Post-season	.261	2006
Highest Average, Division Series	.309	2006
Highest Average, LCS	.285	2006
Highest Average, World Series	.253	1984

AT-BATS

Most At-Bats, Post-season	437	2006
Most At-Bats, Division Series	158	2011
Most At-Bats, LCS	209	2011
Most At-Bats, World Series	250	1934
Most At-Bats, Game	48	10/8/1945 at CHC (12 inn.)
Fewest At-Bats, Game	26	10/5/1984 vs. KC

RUNS SCORED

Most Runs, Post-season	55	2006
Most Runs, Division Series	22	2006
Most Runs, LCS	25	2011
Most Runs, World Series	34	1968
Most Runs, Game	13	10/9/1968 at STL
Most Runs by Both Clubs, Game	20	10/15/2011 at TEX

HITS

Most Hits, Post-season	114	2006
Most Hits, Division Series	43	2006
Most Hits, LCS	51	2011
Most Hits, World Series	56	1934, 1940, 1968
Most Hits, Game	14	10/2/1984 at KC
Fewest Hits, Game	1	10/5/1945 vs. CHC
Most Hits by Both Clubs, Game	28	10/8/1945 at CHC (12 inn.)

EXTRA-BASE HITS

Most Extra-Base Hits, Post-season	46	2006
Most Extra-Base Hits, Division Series	19	2006
Most Extra-Base Hits, LCS	23	2011
Most Extra-Base Hits, World Series	18	1909
Most Extra-Base Hits, Game	7	10/3/2006 at NYY

SINGLES

Most Singles, Post-season	68	2006
---------------------------	----	------



TIGERS POST-SEASON RECORD BOOK

Most Singles, Division Series	24	2006, 2011
Most Singles, LCS	29	1987
Most Singles, World Series	42	1945
Most Singles, Game	11	10/6/1940 vs. CIN

DOUBLES

Most Doubles, Post-season	27	2006
Most Doubles, Division Series	12	2006
Most Doubles, LCS	9	2011
Most Doubles, World Series	16	1909
Most Doubles, Game	5	10/14/1909 vs. PIT 10/3/2006 at NYY

TRIPLES

Most Triples, Post-season	3	1940, 1968
Most Triples, Division Series	1	2006
Most Triples, LCS	1	1972, 1984, 2011
Most Triples, World Series	3	1940, 1968
Most Triples, Game	2	10/7/1968 vs. STL

HOME RUNS

Most Home Runs, Post-season	19	2011
Most Home Runs, Division Series	6	2006, 2011
Most Home Runs, LCS	13	2011
Most Home Runs, World Series	8	1968
Most Home Runs, Game	4	10/13/2011 vs. TEX 10/15/2011 at TEX

WALKS

Most Walks, Post-season	39	2011
Most Walks, Division Series	17	2011
Most Walks, LCS	22	2011
Most Walks, World Series	33	1945
Most Walks, Game	11	10/12/1984 vs. SD

STRIKEOUTS

Most Strikeouts, Post-season	97	2011
Most Strikeouts, Division Series	47	2011
Most Strikeouts, LCS	50	2011
Most Strikeouts, World Series	59	1968
Most Strikeouts, Game	17	10/2/1968 at STL

SLUGGING PERCENTAGE

Highest Slugging Percentage, Post-season	.449	2006
Lowest Slugging Percentage, Post-season	.234	1908
Highest Slugging Percentage, Division Series	.540	2006
Highest Slugging Percentage, LCS	.489	2006
Highest Slugging Percentage, World Series	.411	1984

ON-BASE PERCENTAGE

Highest On-Base Percentage, Post-season	.335	1935
Lowest On-Base Percentage, Post-season	.253	1907
Highest On-Base Percentage, Division Series	.338	2006
Highest On-Base Percentage, LCS	.367	2006
Highest On-Base Percentage, World Series	.355	1984

CLUB BASERUNNING

STOLEN BASES

Most Stolen Bases, Post-season	11	1984
Fewest Stolen Bases, Post-season	0	1940, 1968, 1972
Most Stolen Bases, Division Series	2	2011
Most Stolen Bases, LCS	5	1987
Most Stolen Bases, World Series	7	1984
Most Stolen Bases, Game	3	10/12/1907 vs. CHC 10/6/1934 at STL 10/5/1984 vs. KC

CAUGHT STEALING

Most Caught Stealing, Post-season	6	1909
Fewest Caught Stealing, Post-season	0	1987
Most Caught Stealing, Division Series	2	2006
Most Caught Stealing, LCS	2	1972
Most Caught Stealing, World Series	6	1909
Most Caught Stealing, Game	2	10/8/1934 vs. STL 10/2/1940 at CIN 10/9/1984 at SD

CLUB PITCHING

EARNED RUN AVERAGE

Lowest ERA, Post-season	2.14	1972
Highest ERA, Post-season	6.70	1987
Lowest ERA, Division Series	3.60	2006
Lowest ERA, LCS	1.24	1984
Lowest ERA, World Series	2.15	1907

COMPLETE GAMES

Most Complete Games, Post-season	5	1935
Fewest Complete Games, Post-season	0	2006, 2011
Most Complete Games, LCS	1	1972, 1987
Most Complete Games, World Series	5	1935

TIGERS POST-SEASON RECORD BOOK



POST-SEASON

SHUTOUTS

Most Shutouts, Post-season	2	2006
Fewest Shutouts, Post-season	0	eight times (last, 2011)
Most Shutouts, Division Series	1	2006
Most Shutouts, LCS	1	1972, 1984, 2006
Most Shutouts, World Series	1	1909, 1940

SAVES (SINCE 1969)

Most Saves, Post-season	4	2006, 2011
Fewest Saves, Post-season	0	1972, 1987
Most Saves, Division Series	2	2011
Most Saves, LCS	2	2006, 2011
Most Saves, World Series	2	1984

INNINGS PITCHED

Most Innings Pitched, Post-season	113.0	2006
Fewest Innings Pitched, Post-season	43.0	1987
Most Innings Pitched, Division Series	44.0	2011
Most Innings Pitched, LCS	55.0	2011
Most Innings Pitched, World Series	65.2	1945

HITS ALLOWED

Most Hits Allowed, Post-season	108	2011
Fewest Hits Allowed, Post-season	38	1972
Most Hits Allowed, Division Series	45	2011
Most Hits Allowed, LCS	63	2011
Most Hits Allowed, World Series	73	1934
Most Hits Allowed, Game	17	10/9/1934 vs. STL 10/15/2011 at TEX
Fewest Hits Allowed, Game	2	10/13/2006 vs. OAK

RUNS ALLOWED

Most Runs Allowed, Post-season	67	2011
Fewest Runs Allowed, Post-season	13	1972
Most Runs Allowed, Division Series	28	2011
Most Runs Allowed, LCS	39	2011
Most Runs Allowed, World Series	34	1909, 1934
Most Runs Allowed, Game	15	10/15/2011 at TEX
Fewest Runs Allowed, Game	0	six times (last, 10/13/2006 vs. OAK)

EARNED RUNS ALLOWED

Most Earned Runs Allowed, Post-season	65	2011
Fewest Earned Runs Allowed, Post-season	11	1907, 1972
Most Earned Runs Allowed, Division Series	28	2011
Most Earned Runs Allowed, LCS	37	2011
Most Earned Runs Allowed, World Series	28	1945
Most Earned Runs Allowed, Game	14	10/15/2011 at TEX
Fewest Earned Runs Allowed, Game	0	nine times (last, 10/22/2006 vs. STL)

HOME RUNS ALLOWED

Most Home Runs Allowed, Post-season	11	2011
Fewest Home Runs Allowed, Post-season	0	1907
Most Home Runs Allowed, Division Series	4	2006, 2011
Most Home Runs Allowed, LCS	8	1987
Most Home Runs Allowed, World Series	7	1968
Most Home Runs Allowed, Game	3	10/11/2006 at OAK

HIT BATSMEN

Most Hit Batsmen, Post-season	6	1909, 2006, 2011
Fewest Hit Batsmen, Post-season	0	1908, 1940, 1945, 1984
Most Hit Batsmen, Division Series	4	2011
Most Hit Batsmen, LCS	5	1987
Most Hit Batsmen, World Series	6	1909
Most Hit Batsmen, Game	3	10/11/1987 vs. MIN

WALKS

Most Walks, Post-season	45	2006
Fewest Walks, Post-season	11	1934, 1935
Most Walks, Division Series	21	2011
Most Walks, LCS	20	1987, 2011
Most Walks, World Series	23	2006
Most Walks, Game	10	10/16/1909 vs. PIT
Fewest Walks, Game	0	eight times (last, 10/11/2011 vs. TEX)

STRIKEOUTS

Most Strikeouts, Post-season	92	2011
Fewest Strikeouts, Post-season	25	1987
Most Strikeouts, Division Series	50	2011
Most Strikeouts, LCS	42	2011
Most Strikeouts, World Series	48	1945
Most Strikeouts, Game	14	10/10/1972 vs. OAK
Fewest Strikeouts, Game	1	10/16/1909 vs. PIT 10/6/1934 at STL

WILD PITCHES

Most Wild Pitches, Post-season	7	2006
Fewest Wild Pitches, Post-season	0	1907, 1935, 1968
Most Wild Pitches, Division Series	2	2011
Most Wild Pitches, LCS	3	1987, 2011
Most Wild Pitches, World Series	5	2006



TIGERS POST-SEASON RECORD BOOK

CLUB FIELDING

FIELDING PERCENTAGE

Highest Fielding Percentage, Post-season	988	2011
Lowest Fielding Percentage, Post-season	938	1909
Highest Fielding Percentage, Division Series	1.000	2011
Highest Fielding Percentage, LCS	993	2006
Highest Fielding Percentage, World Series	985	1940

PUTOUTS

Most Putouts, Post-season	339	2006
Most Putouts, Division Series	132	2011
Most Putouts, LCS	165	2011
Most Putouts, World Series	197	1945
Most Putouts, Game	36	10/8/1907 at CHC (12 inn.) 10/4/1934 vs. STL (12 inn.)

ASSISTS

Most Assists, Post-season	120	2006
Most Assists, Division Series	36	2011
Most Assists, LCS	63	2011
Most Assists, World Series	88	1909
Most Assists, Game	20	10/4/1935 at CHC (11 inn.)

TOTAL CHANCES

Most Total Chances, Post-season	469	2006
Most Total Chances, Division Series	168	2011
Most Total Chances, LCS	233	2011
Most Total Chances, World Series	289	1909
Most Total Chances, Game	55	10/4/1935 at CHC (11 inn.)

ERRORS

Most Errors, Post-season	18	1909
Fewest Errors, Post-season	4	1940
Most Errors, Division Series	1	2006
Most Errors, LCS	7	1972
Most Errors, World Series	18	1909
Most Errors, Game	5	10/11/1909 vs. PIT 10/3/1934 vs. STL

PASSED BALLS

Most Passed Balls, Post-season	2	1945
Most Passed Balls, LCS	1	1987
Most Passed Balls, World Series	2	1945
Most Passed Balls, Game	2	10/3/1945 vs. CHC

DOUBLE PLAYS

Most Double Plays, Post-season	14	2006
Most Double Plays, Division Series	3	2006, 2011
Most Double Plays, LCS	7	2006
Most Double Plays, World Series	6	1935
Most Double Plays, Game	4	10/10/2006 at OAK

CLUB MISCELLANEOUS

LENGTH OF GAMES

Longest Game, Innings	12	10/8/1907 at CHC 10/4/1934 vs. STL 10/8/1945 at CHC
Longest Nine-Inning Game, Time	3:35	10/26/2006 at STL
Longest Extra-Inning Game, Time	4:25	10/10/2011 at TEX (11 inn.)
Shortest Game, Time	1:25	10/14/1908 vs. CHC

GAMES WON

Most Games Won, Post-season	8	2006
Most Games Won at Home, Post-season	5	2006
Most Games Won on Road, Post-season	3	1945, 1968, 1984, 2006
Longest Winning Streak, Post-season	7	10/5-10/14/2006

GAMES LOST

Most Games Lost, Post-season	6	2011
Most Games Lost at Home, Post-season	3	1908, 1934
Most Games Lost on Road, Post-season	4	2006, 2011
Longest Losing Streak, Post-season	4	10/9-12/1907

PITCHERS USED

Most Pitchers Used, Nine-Inning Game	6	10/9/1934 vs. STL 10/6/1968 vs. STL 10/21/2006 vs. STL 10/24/2006 at STL 10/15/2011 at TEX
Most Pitchers Used by Both Clubs, Game	11	10/6/2011 at NYY 10/10/2011 at TEX (11 inn.) 10/12/2011 vs. TEX (11 inn.) 10/15/2011 at TEX

ATTENDANCE

Largest Attendance, Home Post-season Game	55,500	10/5/1945 vs. CHC
Smallest Attendance, Home Post-season Game	6,210	10/14/1908 vs. CHC
Largest Attendance, Road Post-season Game	57,911	10/10/1984 at SD
Smallest Attendance, Road Post-season Game	13,114	10/10/1907 at CHC



POST-SEASON ATTENDANCE AT DETROIT

Year	Opponent	Event	Attendance	Games
2011	Texas	ALCS	126,047	3
	NEW YORK	ALDS	87,108	2
2006	St. Louis	World Series	85,012	2
	OAKLAND	ALCS	84,636	2
	NEW YORK	ALDS	86,566	2
1987	Minnesota	ALCS	149,117	3
1984	SAN DIEGO	World Series	156,001	3
	KANSAS CITY	ALCS	52,168	1
1972	Oakland	ALCS	129,047	3
1968	ST. LOUIS	World Series	160,902	3
1945	CHICAGO	World Series	163,773	3
1940	Cincinnati	World Series	162,159	3
1935	CHICAGO	World Series	142,553	3
1934	St. Louis	World Series	171,409	4
1909	Pittsburgh	World Series	63,410	4
1908	Chicago	World Series	29,929	3
1907	Chicago	World Series	18,676	2

Series victories in ALL CAPS.

POST-SEASON

TIGERS POST-SEASON HOME RUNS

WORLD SERIES

DATE	OPPONENT	PLAYER	PITCHER	INN.	ON
October 13, 1909	at Pittsburgh	Davy Jones	Babe Adams	1st	0
October 13, 1909	at Pittsburgh	Sam Crawford	Babe Adams	8th	0
October 3, 1934	St. Louis	Hank Greenberg	Dizzy Dean	8th	0
October 7, 1934	at St. Louis	Charlie Gehringer	Dizzy Dean	6th	0
October 3, 1935	Chicago Cubs	Hank Greenberg	Charlie Root	1st	1
October 2, 1940	at Cincinnati	Bruce Campbell	Whitey Moore	5th	1
October 4, 1940	Cincinnati	Rudy York	Jim Turner	7th	1
October 4, 1940	Cincinnati	Pinky Higgins	Jim Turner	7th	1
October 6, 1940	Cincinnati	Hank Greenberg	Junior Thompson	3rd	2
October 4, 1945	Chicago Cubs	Hank Greenberg	Hank Wyse	5th	2
October 8, 1945	at Chicago	Hank Greenberg	Ray Prim	8th	0
October 3, 1968	at St. Louis	Willie Horton	Nelson Briles	2nd	0
October 3, 1968	at St. Louis	Mickey Lolich	Nelson Briles	3rd	0
October 3, 1968	at St. Louis	Norm Cash	Nelson Briles	6th	0
October 5, 1968	St. Louis	Al Kaline	Ray Washburn	3rd	1
October 5, 1968	St. Louis	Dick McAuliffe	Ray Washburn	5th	0
October 6, 1968	St. Louis	Jim Northrup	Bob Gibson	4th	0
October 9, 1968	at St. Louis	Jim Northrup	Larry Jaster	3rd	3
October 9, 1968	at St. Louis	Al Kaline	Steve Carlton	5th	0
October 9, 1984	at San Diego	Larry Herndon	Mark Thurmond	5th	1
October 12, 1984	San Diego	Marty Castillo	Tim Lollar	2nd	1
October 13, 1984	San Diego	Alan Trammell	Eric Show	1st	1
October 13, 1984	San Diego	Alan Trammell	Eric Show	3rd	1
October 14, 1984	San Diego	Kirk Gibson	Mark Thurmond	1st	1
October 14, 1984	San Diego	Lance Parrish	Rich Gossage	7th	0
October 14, 1984	San Diego	Kirk Gibson	Rich Gossage	8th	2
October 21, 2006	St. Louis	Craig Monroe	Anthony Reyes	9th	0
October 22, 2006	St. Louis	Craig Monroe	Jeff Weaver	1st	0
October 26, 2006	at St. Louis	Sean Casey	Jeff Suppan	2nd	0
October 27, 2006	at St. Louis	Sean Casey	Jeff Weaver	4th	1

LEAGUE CHAMPIONSHIP SERIES

DATE	OPPONENT	PLAYER	PITCHER	INN.	ON
October 7, 1972	at Oakland	Norm Cash	Catfish Hunter	2nd	0
October 7, 1972	at Oakland	Al Kaline	Rollie Fingers	11th	0
October 10, 1972	Oakland	Bill Freehan	Bob Locker	8th	0
October 11, 1972	Oakland	Dick McAuliffe	Catfish Hunter	3rd	0
October 2, 1984	at Kansas City	Larry Herndon	Buddy Black	4th	0
October 2, 1984	at Kansas City	Alan Trammell	Buddy Black	5th	0
October 2, 1984	at Kansas City	Lance Parrish	Mike Jones	9th	0
October 3, 1984	at Kansas City	Kirk Gibson	Bret Saberhagen	3rd	0
October 7, 1987	at Minnesota	Mike Heath	Frank Viola	3rd	0
October 7, 1987	at Minnesota	Kirk Gibson	Frank Viola	6th	0
October 8, 1987	at Minnesota	Chet Lemon	Bert Blyleven	2nd	1
October 8, 1987	at Minnesota	Lou Whitaker	Bert Blyleven	8th	0



TIGERS POST-SEASON HOME RUNS

LEAGUE CHAMPIONSHIP SERIES, cont.

DATE	OPPONENT	PLAYER	PITCHER	INN.	ON
October 10, 1987	Minnesota	Pat Sheridan	Jeff Reardon	8th	1
October 12, 1987	Minnesota	Matt Nokes	Bert Blyleven	4th	1
October 12, 1987	Minnesota	Chet Lemon	Juan Berenguer	8th	0
October 10, 2006	at Oakland	Brandon Inge	Barry Zito	3rd	0
October 10, 2006	at Oakland	Ivan Rodriguez	Barry Zito	4th	0
October 11, 2006	at Oakland	Alexis Gomez	Esteban Loaiza	6th	1
October 11, 2006	at Oakland	Curtis Granderson	Huston Street	9th	0
October 13, 2006	Oakland	Craig Monroe	Rich Harden	5th	0
October 14, 2006	Oakland	Magglio Ordonez	Dan Haren	6th	0
October 14, 2006	Oakland	Magglio Ordonez	Huston Street	9th	2
October 10, 2011	at Texas	Ryan Raburn	Derek Holland	3rd	2
October 11, 2011	Texas	Victor Martinez	Colby Lewis	4th	0
October 11, 2011	Texas	Jhonny Peralta	Colby Lewis	6th	0
October 11, 2011	Texas	Miguel Cabrera	Koji Uehara	7th	0
October 12, 2011	Texas	Brandon Inge	Alexi Ogando	7th	0
October 13, 2011	Texas	Alex Avila	C.J. Wilson	3rd	0
October 13, 2011	Texas	Delmon Young	C.J. Wilson	4th	0
October 13, 2011	Texas	Delmon Young	C.J. Wilson	6th	1
October 13, 2011	Texas	Ryan Raburn	Koji Uehara	7th	0
October 15, 2011	at Texas	Miguel Cabrera	Derek Holland	1st	0
October 15, 2011	at Texas	Jhonny Peralta	Derek Holland	2nd	0
October 15, 2011	at Texas	Austin Jackson	Derek Holland	5th	1
October 15, 2011	at Texas	Miguel Cabrera	Mike Adams	8th	0

DIVISION SERIES

DATE	OPPONENT	PLAYER	PITCHER	INN.	ON
October 3, 2006	at New York Yankees	Craig Monroe	Chien-Ming Wang	5th	0
October 3, 2006	at New York Yankees	Curtis Granderson	Mike Myers	7th	0
October 5, 2006	at New York Yankees	Carlos Guillen	Mike Mussina	6th	0
October 6, 2006	New York Yankees	Curtis Granderson	Brian Bruney	7th	0
October 7, 2006	New York Yankees	Magglio Ordonez	Jaret Wright	2nd	0
October 7, 2006	New York Yankees	Craig Monroe	Jaret Wright	2nd	1
September 30, 2011	at New York Yankees	Delmon Young	CC Sabathia	1st	0
October 2, 2011	at New York Yankees	Miguel Cabrera	Freddy Garcia	1st	1
October 3, 2011	New York Yankees	Delmon Young	Rafael Soriano	7th	0
October 4, 2011	New York Yankees	Victor Martinez	A.J. Burnett	4th	0
October 6, 2011	at New York Yankees	Don Kelly	Ivan Nova	1st	0
October 6, 2011	at New York Yankees	Delmon Young	Ivan Nova	1st	0

WINNING STREAKS BY TIGERS ROOKIES

Since 1957, 12 Tigers rookie pitchers have compiled a winning streak of five-or-more games. Al Albuquerque was the last pitcher to accomplish the feat, winning six straight in 2011. The complete list since 1957 follows:

Player	Streak (Games/Starts)	Date	Year
Les Cain	8 games (12 starts)	May 21-July 10	1970
Mark Fidrych	8 games (8 starts)	May 31-July 3	1976
Mike Henneman	8 games (27 games)	May 15-July 25	1987
Dave Rozema	7 games (7 starts)	July 16-August 19	1977
Justin Verlander	7 games (8 starts)	June 17-August 1	2006
Mark Leiter	6 games (6 starts)	August 1-September 1	1991
Zach Miner	6 games (6 starts)	June 10-July 8	2006
Al Albuquerque	6 games (23 games)	May 24-September 10	2011
Pat Underwood	5 games (10 games/9 starts)	May 31-July 19	1979
Jerry Ujdur	5 games (7 starts)	July 11-August 10	1982
Armando Galarraga	5 games (6 starts)	July 23-August 19	2008
Rick Porcello	5 games (5 starts)	May 5-27	2009

TIGERS IN THE HALL OF FAME





TY COBB

CF, 1905-26

Elected to Hall of Fame: 1936

Ht./Wt.: 6-1/175


Born: 12/18/1886 in Narrows, GA

Full Name: Tyrus Raymond Cobb

Nickname: "The Georgia Peach"

Batted/Threw: L/R

Died: 7/17/61 in Atlanta, GA



Perhaps the greatest player in baseball history, there is little doubt that Ty Cobb, called a "Genius in Spikes," was the greatest competitor the game has ever seen.

- Received seven more votes than Babe Ruth when elected as one of the five original members of the Hall of Fame... garnered 98.2 percent of the vote, the highest percentage ever until Tom Seaver was elected with 98.8 percent in 1992.
- Owns the highest lifetime batting average (.367) in major league history.
- Major league record 4,191 career hits stood for almost 60 years and single-season major league record of 96 stolen bases in 1915 stood for nearly 50 years.
- Held the major league record for career runs scored (2,245) for 75 years until Rickey Henderson surpassed the total during the 2001 season.
- Also ranks second all-time in triples (297) and fourth in doubles (724) and stolen bases (892)...his triples total is second only to Tigers teammate Sam Crawford.
- Batted .400-or-better three times (.420, 1911; .410, 1912; .401, 1922), tied for most in major league history...one of just two players (Rogers Hornsby) who played their entire career after 1900 to accomplish the feat.
- Chalmers Award winner (American League Most Valuable Player) in 1911 after batting a career-high .420.
- From 1907-20, won the league batting title in 12 out of 14 seasons.
- Drove in more than 100 runs seven times, mostly during the dead-ball era, and from 1907-11, led the league in RBI in four of the five years.
- Captured the 1909 Triple Crown, pacing both major leagues in batting average (.377), home runs (9) and RBI (107), en route to leading the Tigers to the last of his three World Series appearances.
- Led the Tigers to consecutive American League pennants in 1907, 1908 and 1909.
- Following a 22-year career with the Tigers, including six seasons (1921-26) as player-manager, played his final two seasons as a member of the Philadelphia Athletics.
- Did not wear a uniform number as they were not used by the Tigers until the 1930s.

MICKEY COCHRANE

C, 1934-37

Elected to Hall of Fame: 1947

Ht./Wt.: 5-10/180


Born: 4/6/1903 in Bridgewater, MA

Full Name: Gordon Stanley Cochrane

Nickname: "Black Mike"

Batted/Threw: L/R

Died: 6/28/62 in Lake Forest, IL



One of the finest backstops the game has ever produced, Mickey Cochrane took over a fifth-place Tigers club as player-manager in 1934 and immediately led Detroit to back-to-back American League pennants and its first World Championship in 1935.

- Named the 1934 American League Most Valuable Player after leading the Tigers to their first American League pennant in 25 years.
- The following season, led the Tigers to their first-ever World Series title, scoring the winning run in the bottom of the ninth inning in Game Six to defeat the Chicago Cubs at Navin Field.
- Of that title-clinching game, Cochrane later said, "It was my greatest day in baseball."
- In May of 1937, after homering off the Yankees' Bump Hadley, Cochrane was beamed in the right temple by a Hadley fastball and remained unconscious for 10 days before finally pulling through...although he continued as Tigers manager for part of the following season, he never played again.
- Known as one of the best batsmen ever to play catcher, posting a lifetime .320 batting average and hitting better than .300 in a season nine times in his career.
- Acquired by the Tigers from the Philadelphia Athletics following the 1933 season in exchange for Johnny Pasek and \$100,000 after taking part in three pennant-winners...helped the 1929 A's, regarded as one of the greatest teams in baseball history, to the World Series title.
- Also named American League Most Valuable Player in 1928 with the Athletics...spent a total of nine seasons with the A's after coming up to the big leagues in 1925.
- Despite spending just four of his 13 major league seasons in a Detroit uniform, Cochrane entered the Hall of Fame in 1947 as a Tiger.
- Wore uniform No. 3 while playing for Detroit.



SAM CRAWFORD

RF, 1903-17

Elected to Hall of Fame: 1957

Ht./Wt.: 6-0/190


Born: 4/18/1880 in Wahoo, NE

Full Name: Samuel Earl Crawford

Nickname: "Wahoo Sam"

Batted/Threw: L/L

Died: 6/15/68 in Hollywood, CA



Although he spent most of his career in the shadows of the great Ty Cobb, his teammate in the Tigers outfield for 13 seasons, "Wahoo Sam" Crawford carved his niche in baseball history as its most prolific triples hitter ever.

- Led the league in three-baggers six times, once in the National League with Cincinnati and five times in the American League with Detroit...five times he hit more than 20 triples in a season en route to his career record of 309.
- Is the all-time leader in triples, legging out 309 for his career.
- A lifetime .309 hitter known as one of the hardest hitters of the dead-ball era.
- Led the American League in RBI three times, runs scored once and doubles once.
- Finished his career just 39 hits short of 3,000.
- Batted .314 and led the league with 104 RBI and a career-high 26 triples in 1914 and finished runner-up to Philadelphia's Eddie Collins for the Chalmers Award (American League Most Valuable Player).
- Helped the Tigers to consecutive American League pennants in 1907, 1908 and 1909.
- His nickname derived from his hometown of Wahoo, NE.
- Elected to the Hall of Fame by the Veterans Committee in 1957.

HALL OF FAME

CHARLIE GEHRINGER

2B, 1924-42

Elected to Hall of Fame: 1949

Ht./Wt.: 5-11/180


Born: 5/11/1903 in Fowlerville, MI

Full Name: Charles Leonard Gehring

Nickname: "The Mechanical Man"

Batted/Threw: L/R

Died: 1/21/93 in Bloomfield Hills, MI



Known for his quiet efficiency, Michigan native Charlie Gehringer was not only the best fielding second baseman of his time, but he also hit for power and average. Ty Cobb, who managed the Tigers during Gehringer's first three seasons, called him, aside from Eddie Collins, "the greatest second baseman (he) ever saw."

- Batted over .300 in 13 of his 16 full seasons, had 200-or-more hits seven times and posted a lifetime batting average of .320.
- Named the American League Most Valuable Player in 1937 after hitting a career-high .371 to lead the league...finished runner-up to teammate Mickey Cochrane for the Most Valuable Player award in 1934.
- In 1929, led the American League in eight categories including hits, runs, doubles, triples, stolen bases, games, putouts and fielding percentage.
- Hit 15-or-more home runs in a season six times and had 100-or-more RBI seven times.
- Drilled 60 doubles in 1936, a Tigers record for a lefthanded hitter.
- Batted .375 and handled 39 chances without an error in the 1935 World Series to help Detroit to the title.
- Also a part of American League pennant-winning Tigers clubs in 1934 and 1940.
- Had his uniform No. 2 retired by the Tigers on June 12, 1983, the same day that Hank Greenberg's No. 5 was retired.
- Served as the Tigers General Manager from 1951-53.

TIGERS IN THE HALL OF FAME GAME

July 10, 1944

New York Giants Postponed
TIGERS Rain

June 13, 1946

New York Giants 9 13 0
TIGERS 5 10 1

(Attendance: 9,681)

July 23, 1956

TIGERS 10 15 2
New York Giants 11 17 5

(Attendance: 8,500)

July 22, 1968

Pittsburgh Pirates 1 7 1
TIGERS 10 13 5

(Attendance: 9,866)

August 7, 1978

New York Mets 4 7 0
TIGERS 4 5 2
(Attendance: 9,980) (6 inn.)

August 13, 1984

TIGERS 7 10 3
Atlanta Braves 5 9 0

(Attendance: 9,791)

July 31, 1995

TIGERS 6 8 0
Chicago Cubs 8 15 2

(Attendance: 9,791)

May 23, 2005

Boston Red Sox 4 9 1
TIGERS 6 11 0

(Attendance: 9,773)



HANK GREENBERG

1B, 1930-46

Elected to Hall of Fame: 1956

Ht./Wt.: 6-3/210

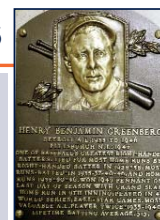
Born: 1/1/11 in New York, NY

Full Name: Henry Benjamin Greenberg

Nickname: "Hammerin' Hank"

Batted/Threw: R/R

Died: 9/4/86 in Beverly Hills, CA



A fearsome run producer and home run hitter, "Hammerin' Hank" Greenberg made the most of a career interrupted by four years of military service during World War II and another season lost to injury to capture two American League Most Valuable Player awards and a pair of World Series titles.

- Rapped a Tigers record 63 doubles, just four short of the major league mark, in 1934 in his second full season in the majors as the Tigers won their first pennant in 25 years.
- Unanimous selection as American League Most Valuable Player in 1935 after leading the league with 36 homers and 170 RBI as the Tigers won their first World Series title, defeating the Chicago Cubs.
- Suffered a broken wrist just 12 games into the 1936 season after beginning the campaign batting .348 with 16 RBI.
- Drove in a career-high 183 runs the next year, one short of Lou Gehrig's 1931 league record.
- In 1938, chased Babe Ruth's 11-year-old single-season home run record (60) before ending the year with a league-best 58 longballs.
- Won American League Most Valuable Player honors again in 1940, his last full season before entering the Army, as he batted a career-best .340 and led the league with 50 doubles, 41 home runs and 150 RBI...carried Detroit to its sixth American League pennant.
- Returned from a four-year stint in the Army in July of 1945 and drilled a grand slam on the final day of the season to spur the Tigers back to the World Series...batted .304 with two home runs and seven RBI to lead Detroit past Chicago for its second World Series title.
- Drove in more than 100 runs a total of seven times in his career and hit better than .300 in each of his first seven full seasons, including high marks of .340 in 1940 and .337 in 1937.
- Posted a lifetime slugging percentage of .605, good for seventh-highest in major league history.
- Completed his brilliant career with one final season in Pittsburgh after being sold by the Tigers to the Pirates on January 18, 1947.
- Had his uniform No. 5 retired by the Tigers on June 12, 1983, the same day that Charlie Gehringer's No. 2 was retired.

HARRY HEILMANN

RF, 1914-29

Elected to Hall of Fame: 1952

Ht./Wt.: 6-1/195

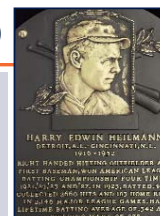
Born: 8/3/1894 in San Francisco, CA

Full Name: Harry Edwin Heilmann

Nickname: "Slug"

Batted/Threw: R/R

Died: 7/9/51 in Southfield, MI



Rated second only to Rogers Hornsby among righthanded hitters of his era, Harry Heilmann batted .390-or-better four times in his career, including .403 in 1923, to capture a quartet of batting titles.

- Bettered the .400 mark (.403) in 1923 to lead the league, collecting 211 hits and driving in 115 runs...in all, batted .340-or-better eight times.
- Led the American League with 237 hits in 1921 and hit .394 to win his first batting title...also won the league batting crown in 1923, 1925 and 1927.
- From 1921-29, drove in at least 100 runs in eight out of nine seasons...drilled at least 40 doubles in eight of his last 10 seasons as a player.
- In 1927, finished runner-up to the Yankees Lou Gehrig in American League Most Valuable Player balloting after hitting .398 and winning his final batting title.
- His 1921 total of 139 RBI would have led the league, but Babe Ruth drove in 171 runs that season...three times he ranked second in the American League in slugging percentage behind Ruth.
- Was sold to the Cincinnati Reds on October 14, 1929, where he played in 1930 and '32...batted .333 in 1930 with 19 home runs, two off his career best, and 91 RBI.
- After his playing career, broadcasted Tigers games on the radio from 1934-51.
- Elected to the Hall of Fame posthumously by the Veterans Committee in 1952.

KALINE WINS BATTING TITLE AT AGE 20

In 1955, Hall-of-Famer Al Kaline had one of the best seasons of his career at the age of 20. That season, he became the youngest player ever to win the American League batting crown - besting the immortal Ty Cobb by one day - and took the title in the American League by 21 points with a career-best .340 batting average. In fact, his batting average led the entire major leagues, ending up two points better than Richie Ashburn of the Phillies, who won the National League crown. Kaline registered a career-high 200 hits, hit 27 home runs and drove in 102 runs that year. He wound up second in the American League Most Valuable Player balloting, finishing 17 points behind Yankees catcher Yogi Berra.



HUGHIE JENNINGS

SS/MGR, 1907-20

Elected to Hall of Fame: 1945

Ht./Wt.: 5-8/165


Born: 4/2/1869 in Pittston, PA

Full Name: Hugh Ambrose Jennings

Nickname: "Hustling Hughie"

Batted/Threw: R/R

Died: 2/1/28 in Scranton, PA



Detroit's manager from 1907-1920, Jennings piloted teams which featured all-time greats Ty Cobb, Harry Heilmann and Sam Crawford, and he led the Tigers to consecutive American League pennants in 1907, 1908 and 1909.

- An outstanding shortstop in his playing days, had his best years with the National League's Baltimore Orioles between 1893 and 1899...drove in more than 100 runs three times, batted .398 in 1896 and led the league in fielding four times.
- With Detroit, served as player-manager from 1907-1918, although he only appeared in a handful of games and had just nine at-bats in those 12 years...became full-time manager for his final two seasons in a Tigers uniform.
- Although his Tigers won three straight league titles, they lost in the World Series each time, twice to the Cubs and once to the Pirates.
- Elected to the Hall of Fame posthumously in 1945 by the Veterans Committee.

AL KALINE

RF, 1953-74

Elected to Hall of Fame: 1980

Ht./Wt.: 6-2/180

Born: 12/19/1934 in Baltimore, MD

Full Name: Albert William Kaline

Batted/Threw: R/R



If any player defined the Tigers during the last half-century it was Al Kaline, and in 1980, he became just the 10th player ever elected to the Hall of Fame in his first year of eligibility. At the time of his retirement, Kaline and Ty Cobb were the only Tigers ever to play 20-or-more seasons in a Detroit uniform.

- Runner-up for the American League Most Valuable Player award both in 1955 and 1963, finishing second to Yankees catchers Yogi Berra in 1955 and Elston Howard in 1963...both seasons, despite the vote of the baseball writers, *The Sporting News* chose Kaline as its Player of the Year.
- Won the league's batting crown in 1955 by batting .340 in just his second full season in the majors...accomplished the feat at age 20, making him the youngest batting champion in American League history.
- Came back from a broken arm earlier in the season to bat .379 against the Cardinals in the 1968 World Series...had two home runs among his 11 hits in the series and drove in eight runs, furthering his reputation as a tremendous clutch performer.
- Selected to 18 all-star games over his career, including 15 out of 16 between 1955 and 1967 (selected to two games each season, 1959-61)...selected to the all-star squad in 1964 and '67 but did not play due to injury.
- Hit .300-or-better nine times and drilled 20-or-more home runs nine times.
- An outstanding defensive player renowned for his powerful arm, he captured 10 Gold Gloves, enjoyed a streak of 242 straight errorless games and played in 16 all-star games without committing a miscue.
- Spent the 1974 season as a full-time designated hitter and rapped his 3,000th career hit off the Orioles' Dave McNally that season, making him the first American Leaguer since Eddie Collins in 1925 to reach that milestone.
- Ended his career with 3,007 hits, breaking Al Simmons' 30-year-old American League record for hits by a righthanded batter.
- Also posted 399 career home runs while maintaining a .297 lifetime batting average.
- Had his familiar uniform No. 6 retired by the Tigers on August 17, 1980, making him the first Tigers player ever to have his number retired.
- Has spent every year since 1976 in the Tigers' organization, first as a television color analyst (1976-2001) and more recently as a special assistant to the president.

HARWELL ENSHRINED IN COOPERSTOWN

Ernie Harwell retired as the Tigers play-by-play radio announcer following the 2002 season, his 55th season in Major League Baseball and his 42nd calling Tigers baseball.

He received the Ford C. Frick Award in 1981, presented by the Baseball Hall of Fame for broadcasting excellence. Harwell was the fifth recipient of the honor, becoming the first active broadcaster to be inducted into the Baseball Hall of Fame in Cooperstown.

Harwell was named the play-by-play broadcaster for the Brooklyn Dodgers in 1948, his first major league appointment. After two seasons with the Dodgers, he moved on to play-by-play work for the Giants and Orioles before coming to Detroit in 1960. He was at the microphone for Bobby Thomson's historic playoff home run in 1951, marking the first coast-to-coast telecast of a major sporting event.

He served as the Tigers radio play-by-play voice from 1960-91, before broadcasting games for Tigers television from 1993-98. Harwell returned to the radio booth for the final season at Tiger Stadium in 1999.

HALL OF FAME



GEORGE KELL

3B, 1946-52

Elected to Hall of Fame: 1983

Ht./Wt.: 5-9/175

Born: 8/23/1922 in Swifton, AR

Full Name: George Clyde Kell

Batted/Threw: R/R

Died: 3/24/2009 in Swifton, AR



The American League's foremost third baseman in the 1940s and '50s, George Kell is one of just 11 third basemen enshrined in the Baseball Hall of Fame.

- Won the 1949 American League batting crown with a .343 average, nosing out Boston's Ted Williams on the final day of the season.
- Selected to 10 all-star games, including eight straight between 1947 and 1954.
- Batted over .300 nine times and led the AL in hits in 1950 and 1951...also led the league in doubles both seasons.
- Was acquired by the Tigers on May 18, 1946, from the Philadelphia Athletics in exchange for outfielder Barney McCoskey.
- In seven seasons with the Tigers from 1946-52, he batted below .300 just once, 1952 when he was traded to the Red Sox just 39 games into the season.
- Known for sure hands and a strong, accurate arm, he led American League third basemen in fielding percentage seven times.
- Wore uniform No. 21 from 1946-50 and No. 7 in 1951 and '52 with the Tigers.
- Was included in an eight-player trade on June 3, 1952, in which he, Dizzy Trout, Hoot Evers and Johnny Lipon were sent from the Tigers to Boston in exchange for Johnny Pesky, Walt Dropo, Bill Wight, Fred Hatfield and Don Lenhardt.
- Also played for the White Sox and Orioles before retiring in 1957.
- Elected to the Hall of Fame in 1983 by the Veterans Committee.
- Began broadcasting full-time after retiring as a player and, except for 1964, called Tigers baseball every year from 1959-96...retired from broadcasting in January, 1997.

HEINIE MANUSH

LF, 1923-27

Elected to Hall of Fame: 1964


Ht./Wt.: 6-1/200

Born: 7/20/1901 in Tuscumbia, AL

Full Name: Henry Emmett Manush

Batted/Threw: L/L

Died: 5/12/71 in Sarasota, FL



A lifetime .330 hitter, outfielder Heinie Manush played for six teams over 17 seasons but entered the Hall of Fame as a Detroit Tiger after playing his first five years with the club.

- Played his first three seasons in the big leagues for manager Ty Cobb and won his lone batting title in 1926 under Cobb's tutelage, batting .378...overtook Babe Ruth by going six-for-nine in a doubleheader on the last day of the season.
- In 1928, his first season with the St. Louis Browns, collected 241 hits, just 16 short of George Sisler's 1920 major league record...again batted .378 but lost the batting title by a single point to Washington's Goose Goslin.
- Topped the 200-hit mark four times in his career...also posted 40-or-more doubles six times, leading the league in 1928 and '29, and topped the American League with 17 triples in 1933.
- Finished as runner-up to Jimmie Foxx for the batting title in 1933 after hitting .336...was selected to his only all-star game in 1934.
- In 7,654 career at-bats, fanned just 345 times (never more than 30 times in a season).
- Was traded from Detroit to the St. Louis Browns on Dec. 2, 1927, along with Lu Blue in exchange for Chick Galloway, Elam Vangilder and Harry Rice.
- Elected to the Hall of Fame in 1964 by the Veterans Committee.

STEARNES' STAR SHINES AT HALL OF FAME

Norman "Turkey" Stearnes, a standout slugger for the Detroit Stars of the Negro League, earned his spot in baseball history as he was inducted into the National Baseball Hall of Fame in 2000. Stearnes, a gifted outfielder and powerful hitter, played for the Stars from 1923-30 and in 1937, and he also played with several other Negro League teams. Legendary Negro League player Satchel Paige was quoted as saying that "Turkey Stearnes was one of the greatest hitters we ever had...he was as good as anybody who ever played baseball."

Following his successful career in baseball, Stearnes and his wife, Nettie, stayed in Detroit. Stearnes could almost always be found at Tigers home games before he passed away on September 4, 1979 at the age of 78. Nettie Stearnes and the Stearnes' family, friends and former teammates were tireless in their efforts to have Turkey's accomplishments rightfully recognized with the sport's highest honor. In 2000, Turkey Stearnes' legacy was finally given its due recognition with his induction into the Baseball Hall of Fame.



HAL NEWHOUSER

LHP, 1939-53

Elected to Hall of Fame: 1992

Ht./Wt.: 6-2/192


Born: 5/20/21 in Detroit, MI

Full Name: Harold Newhouser

Nickname: "Prince Hal"

Batted/Threw: L/L

Died: 11/10/98 in Bloomfield Hills, MI



The only pitcher in major league history to win back-to-back league Most Valuable Player awards, Hal Newhouser, Detroit born-and-raised, was one of the most dominant pitchers of the 1940s.

- Captured his first Most Valuable Player award in 1944 after leading the majors with a 29-9 record and 187 strikeouts...his 29 victories tied George Mullin's 1909 club record.
- Named league Most Valuable Player again the following season, becoming just the third American League pitcher to lead the entire major leagues in wins (25), ERA (1.81) and strikeouts (212) all in the same season...his 29 complete games, eight shutouts and 313.1 innings pitched also led the majors.
- Spent 15 of his 17 big-league seasons in a Tigers uniform and during that span was a seven-time all-star, led the American League in victories four times, led the league in strikeouts and ERA twice each, and hurled back-to-back 300-plus inning seasons in 1944 and 1945.
- From 1944-48, won 20-or-more games in four of the five years and rode his explosive fastball to a total of 118 wins, 107 complete games and 993 strikeouts...also allowed just 40 home runs and twice posted an ERA under 2.00 during that span.
- Retired in 1955 after two seasons as a reliever with Cleveland.
- On July 27, 1997, he became the fourth Tigers player to have his uniform number retired by the club (No. 16).
- Elected to the Hall of Fame in 1992 by the Veterans Committee.

HALL OF FAME

OTHER EX-TIGERS IN THE NATIONAL BASEBALL HALL OF FAME

Player	Pos.	Year Elected	Years at Detroit	Playing Career
Sparky Anderson	Manager	2000	1979-95 (Mgr.)	1953-63
Earl Averill	CF	1975	1939-40	1929-41
Ed Barrow	Executive	1953	1903-04 (Mgr.)	—
Dan Brouthers	1B	1945	1886-88*	1879-04
Jim Bunning	RHP	1996	1955-63	1955-71
Larry Doby	OF	1998	1959	1947-59
Billy Evans	Umpire	1973	1947-51 (GM)	—
Rick Ferrell	C	1984	1950-92 (GM/Scout)	1929-47
Joe Gordon	2B	2009	1956 (Coach), 1960 (Mgr.)	1938-50
Goose Goslin	LF	1968	1934-37	1921-38
Ned Hanlon	Manager	1996	1881-88*	1880-92
Bucky Harris	Manager	1975	1929-33, 1955-56	1919-31
Whitey Herzog	Manager	2010	1963	1956-63
Waite Hoyt	RHP	1969	1930-31	1918-38
Eddie Mathews	3B	1978	1967-68	1952-68
Al Simmons	LF	1953	1936	1924-44
Sam Thompson	RF	1974	1885-88*, 1906	1885-06

*Detroit in National League

SPARKY'S LEGACY HONORED AT COOPERSTOWN

On July 23, 2000, former Tigers manager Sparky Anderson took his place amongst baseball's best as he was inducted into the National Baseball Hall of Fame in Cooperstown, NY. Anderson was voted in during his first year of eligibility for the honor.

Anderson completed his managerial career after the 1995 season with a Tigers-record 1,331 victories. His total record of 2,194-1,834, including nine seasons and two World Championships as manager of the Cincinnati Reds, was good enough for a .545 career winning percentage.

Only the fourth manager in baseball history to manage 4,000 games, Anderson is the only manager to hold the career victory record for two different franchises. Additionally, he was the first manager to lead teams from both leagues to a World Series title and to record 100 victories in one season in both leagues.

The Tigers retired Anderson's number 11 as part of a ceremony on June 26, 2011.



NATIONAL BASEBALL HALL OF FAME



NATIONAL BASEBALL HALL OF FAME AND MUSEUM

25 Main Street, Cooperstown, New York 13326

Phone: (607) 547-7200 Fax: (607) 547-2044

Public Relations: (607) 547-0215

e-mail address: info@baseballhalloffame.org

Web site: baseballhall.org

Summer Hours: Memorial Day Weekend - Labor Day Weekend: 9 a.m. to 9 p.m.

Regular Hours: 9 a.m. to 5 p.m.

Holiday Closings: Thanksgiving Day, Christmas Day, and New Year's Day.

DIRECTORY: Jane Forbes Clark (Chairman), Joe Morgan (Vice Chairman), Jeff Idelson (President), Bill Haase (Senior Vice President), Sean Gahagan (Vice President, Retail Marketing & Licensing), Erik Strohl (Senior Director of Exhibits and Collections), Ken Meifert (Senior Director, Development), Brad Horn (Senior Director, Communications & Education), Jim Gates (Librarian), Tim Wiles (Research Director)

COMMUNICATIONS CONTACTS: Craig Muder (Communications Director), Jackie Brown (Communications Associate)

HALL OF FAME WEEKEND 2012: JULY 20-23

Inductees: Barry Larkin and Ron Santo

Awards: Saturday, July 21, Doubleday Field

Induction: Sunday, July 22, 1:30 p.m. EDT, Clark Sports Center

HALL OF FAME CLASSIC 2012: JUNE 15-17

Golf tournament & other events all weekend

Game: Sat. June 16, 2 p.m., Doubleday Field

For more information, visit baseballhall.org

HALL OF FAMERS TO HAVE WORN A DETROIT TIGERS UNIFORM

A total of 28 former Detroit Tigers players, managers and executives have earned enshrinement into the National Baseball Hall of Fame and Museum, including 2010 Veterans Committee electee Whitey Herzog, who played the Tigers during the last year of his career in 1963. Ten of these 28 spent the majority of their careers in a Tigers uniform including: Sparky Anderson, Jim Bunning, Ty Cobb, Sam Crawford, Charlie Gehringer, Hank Greenberg, Harry Heilmann, Al Kaline, George Kell and Hal Newhouser. For a complete list of Detroit Tigers in the Hall of Fame, visit www.baseballhall.org.

NOTABLE TIGERS ARTIFACTS AT THE HALL

- Jersey worn by Cy Young and MVP Award winner Justin Verlander during his 20th win of the season on August 27, 2011.
- Ball from Justin Verlander's second career no-hit game on May 7, 2011.
- Spikes worn by Armando Galarraga and the first base bag from his June 2, 2010 near-perfect game against the Indians.
- Helmet worn by Miguel Cabrera during the 2009 World Baseball Classic with Team Venezuela.
- Jersey worn by Curtis Granderson on September 9, 2007, when he stole his 20th base of the season, making him the third player in history to hit at least 20 doubles, triples and home runs while also stealing 20 bases.
- Glove used by Placido Polanco record-setting 2007 season, in which he played 141 games at second without an error.
- Ball from Justin Verlander's no-hitter against the Milwaukee Brewers on June 12, 2007, the sixth no-hitter in Tigers' history and first at Comerica Park.
- Bat used by 2006 ALCS MVP Placido Polanco throughout the series.
- Bat used by Magglio Ordonez to hit the game-winning, series-clinching, walk-off home run in Game Four of the 2006 ALCS.
- Cap worn by Brian Moehler when he started and won the first game in Comerica Park on April 11, 2000.
- Second base from Alan Trammell and Lou Whitaker's final game together at Tiger Stadium in 1999.
- Lineup card and cap worn by manager Sparky Anderson on April 15, 1993, when he earned his 2,000th career victory.
- Baseball signed by the 1984 World Championship team.
- Jersey and cap worn by Al Kaline.
- U.S. Army ID issued to Hall of Famer Hank Greenberg in 1941.
- Ring presented to Charlie Gehringer for his 1937 batting title.
- Program from the 1935 World Series against the Chicago Cubs.
- Wool team sweater worn by Ty Cobb.

A LOOK AHEAD TO 2013

Ballots for the 2013 Hall of Fame/BBWAA election will be distributed in early December with results from the voting scheduled to be announced in January 2013. A partial list of first-year candidates for election include: Craig Biggio, Barry Bonds, Roger Clemens, Julio Franco, Kenny Lofton, Jose Mesa, Mike Piazza, Reggie Sanders, Curt Schilling, Sammy Sosa and David Wells. Historical voting data from all past BBWAA elections can be accessed at www.baseballhall.org or by contacting the Hall of Fame Public Relations department.

CONNECT TO COOPERSTOWN

- For up-to-the-minute news from Cooperstown, visit www.baseballhall.org. Stay up-to-date on all the activity at the Hall of Fame's official site and through social networking on Facebook, LinkedIn, Twitter and YouTube.
- If you would like to receive interesting stories and timely news items direct from the Hall of Fame and get the inside track on the latest happenings in Cooperstown, sign up for Inside Pitch. There's no cost to receive our weekly electronic newsletter in your e-mail box at home or work and it's easy to enroll: Just log on to www.hofclubhouse.com.
- If you have an interest in receiving Around The Horn, the Hall's monthly media newsletter, please send an e-mail to info@baseballhalloffame.org. Be sure to include your name, name of organization and e-mail address.

RESEARCH ASSISTANCE

The Hall of Fame is pleased to provide assistance in baseball research and members of the media are encouraged to utilize this valuable baseball resource whenever necessary by calling the Public Relations department at (607) 547-0215, or the Library Reference desk at (607) 547-0330.

AWARD WINNERS





TIGERS AWARD WINNERS

BASEBALL WRITERS ASSOCIATION OF AMERICA AWARDS

CHALMERS AWARD (AL MVP from 1911-14)	1944 Hal Newhouser LHP	1984 Guillermo Hernandez LHP	AL MANAGER OF THE YEAR
1911 Ty Cobb OF	1945 Hal Newhouser LHP	2011 Justin Verlander* RHP	
AL MOST VALUABLE PLAYER	1968 Denny McLain RHP	AL ROOKIE OF THE YEAR	
1934 Mickey Cochrane C	1984 Guillermo Hernandez LHP	1953 Harvey Kuenn SS	
1935 Hank Greenberg 1B	2011 Justin Verlander RHP	1976 Mark Fidrych RHP	*Unanimous selection; #Tied
1937 Charlie Gehringer 2B	AL CY YOUNG AWARD	1978 Lou Whitaker 2B	
1940 Hank Greenberg OF	1968 Denny McLain* RHP	2006 Justin Verlander RHP	
	1969 Denny McLain# RHP		

THE SPORTING NEWS AWARDS

ML PLAYER OF THE YEAR	AL FIREMAN OF THE YEAR	SILVER SLUGGER AWARDS	1992 Mickey Tettleton C
1945 Hal Newhouser LHP	1973 John Hiller LHP	1980 Lance Parrish C	Travis Fryman SS
1968 Denny McLain RHP	AL ROOKIE OF THE YEAR	1982 Lance Parrish C	1998 Damion Easley 2B
2011 Justin Verlander RHP	2006 Justin Verlander RHP	Lou Whitaker 2B	1999 Dean Palmer 3B
AL MOST VALUABLE PLAYER	2010 Austin Jackson OF	1983 Lance Parrish C	2004 Ivan Rodriguez C
1935 Hank Greenberg 1B	ROOKIE PITCHER OF THE YEAR	Lou Whitaker 2B	2007 Magglio Ordonez OF
1937 Charlie Gehringer 2B	1976 Mark Fidrych RHP	1984 Lance Parrish C	Placido Polanco 2B
1940 Hank Greenberg OF	1977 Dave Rozema RHP	Lou Whitaker 2B	2010 Miguel Cabrera 1B
1945 Eddie Mayo 2B	1987 Mike Henneman RHP	1985 Lou Whitaker 2B	2011 Alex Avila C
AL PLAYER OF THE YEAR	AL MANAGER OF THE YEAR	1986 Lance Parrish C	
1955 Al Kaline OF	2006 Jim Leyland	1987 Matt Nokes C	
1963 Al Kaline OF	ML MANAGER OF THE YEAR	Lou Whitaker 2B	
1990 Cecil Fielder 1B	1950 Red Rolfe	Alan Trammell SS	
AL PITCHER OF THE YEAR	1968 Mayo Smith	1988 Alan Trammell SS	
1968 Denny McLain RHP	EXECUTIVE OF THE YEAR	1990 Cecil Fielder 1B	
1969 Denny McLain RHP	1940 Walter O. Briggs, Sr.	Alan Trammell SS	
1981 Jack Morris RHP	1968 James A. Campbell	1991 Mickey Tettleton C	
1984 Guillermo Hernandez LHP	2011 David Dombrowski	Cecil Fielder 1B	

RELIEF MAN AWARDS

ROLAIDS AL RELIEF MAN	MLB DELIVERY MAN
2000 Todd Jones RHP	2011 Jose Valverde RHP

AMERICAN LEAGUE AWARDS

OUTSTANDING DESIGNATED HITTER	ROOKIE OF THE MONTH	1986 Kirk Gibson 4/7	2002 Robert Fick 6/10
1975 Willie Horton	2006 Justin Verlander May	Kirk Gibson 6/23	Randall Simon 7/22
1978 Rusty Staub	2009 Rick Porcello May	Jack Morris 7/7	2003 Dmitri Young 5/26
PLAYER/PITCHER OF THE MONTH	2010 Austin Jackson April	Kirk Gibson 7/14	2004 Jason Johnson 7/5
1974 Al Kaline September	Brennan Boesch May	John Grubb 7/21	Bobby Higginson 8/16
1976 Willie Horton April	Brennan Boesch June	Jack Morris 9/22	2005 Dmitri Young 4/4
Ron LeFlore May	PLAYER OF THE WEEK	1988 Pat Sheridan 6/27	2006 Chris Shelton 4/2
Mark Fidrych June	1975 Willie Horton 8/3	Chet Lemon 9/26	Justin Verlander 5/22
1983 Lou Whitaker June	1976 Willie Horton 4/25	1990 Cecil Fielder 5/7	2007 Magglio Ordonez 4/23
Jack Morris August	Ron LeFlore 5/9	Cecil Fielder 8/13	Gary Sheffield 6/4
1984 Jack Morris April	Ben Oglivie 6/6	1991 Tony Phillips 5/26	Justin Verlander 6/11
Alan Trammell April	1978 Jason Thompson 6/25	Walt Terrell 8/25	Carlos Guillen 6/18
Willie Hernandez June	1979 Lance Parrish 5/29	1992 Rob Deer 9/21	Curtis Granderson 7/9
1987 Doyle Alexander September	1980 Alan Trammell 5/12	1993 Travis Fryman 4/18	2008 Miguel Cabrera 4/14
Alan Trammell September	Tom Brookens 8/18	Cecil Fielder 6/20	Magglio Ordonez 5/19
1990 Cecil Fielder August	Steve Kemp 9/14	Dan Gladden 8/15	Matt Joyce 7/7
1993 Bill Gullickson August	1981 Kirk Gibson 8/24	1995 Kirk Gibson 5/28	Miguel Cabrera 7/21
2000 Steve Sparks August	Kirk Gibson 9/28	1996 Tony Clark 9/29	2010 Miguel Cabrera 4/4
2004 Ivan Rodriguez June	1982 Larry Herndon 5/17	1997 Tony Clark 4/20	Armando Galaraga 5/31
2007 Magglio Ordonez August	1983 Milt Wilcox 4/11	Brian Hunter 7/6	Miguel Cabrera 7/5
2008 Miguel Cabrera July	Lou Whitaker 6/6	1998 Damion Easley 5/24	2011 Justin Verlander 5/2
2009 Justin Verlander May	1984 Jack Morris 4/2	Joe Randa 9/13	Victor Martinez 5/9
2011 Justin Verlander June	Lance Parrish 6/18	2000 Bobby Higginson 6/12	Justin Verlander 6/13
Doug Fister September	1985 Darrell Evans 5/13	Tony Clark 6/19	Austin Jackson 8/29
	Kirk Gibson 6/3	Bobby Higginson 9/25	Justin Verlander 9/12
	Darrell Evans 9/16	2001 Bobby Higginson 7/12	

DRIVING THEM IN DURING FIRST SEASON WITH TIGERS

Victor Martinez collected 103 RBI during his first season with the Tigers in 2011, marking the fifth-highest RBI total by a player in his first season with the club. The following is the list of the top five RBI totals by players during their first season with the Tigers:

Player	Year	RBI
Dale Alexander	1929	137
Cecil Fielder	1990	132
Miguel Cabrera	2008	127
Al Simmons	1936	112
Victor Martinez	2011	103

Courtesy of STATS LLC

TIGERS AWARD WINNERS



DETROIT TIGERS AWARDS

TIGER OF THE YEAR

(Selected by the Detroit chapter of the BBWAA)

1965	Don Wert	3B	1977	Ron LeFlore	OF	1989	Lou Whitaker	2B	2000	Bobby Higginson	OF
1966	Denny McLain	RHP	1978	Ron LeFlore	OF	1990	Cecil Fielder	1B	2001	Steve Sparks	RHP
1967	Bill Freehan	C	1979	Steve Kemp	OF	1991	Cecil Fielder	1B	2002	Randall Simon	1B/DH
1968	Denny McLain	RHP	1980	Alan Trammell	SS	1992	Cecil Fielder	1B	2003	Dmitri Young	OF/DH
1969	Denny McLain	RHP	1981	Kirk Gibson	OF	1993	Tony Phillips	OF	2004	Ivan Rodriguez	C
1970	Tom Timmerman	RHP	1982	Lance Parrish	C	1994	Kirk Gibson	DH/OF	2005	Placido Polanco	2B
1971	Mickey Lolich	LHP	1983	Lou Whitaker	2B	1995	Travis Fryman	3B	2006	Carlos Guillen	SS
1972	Ed Brinkman	SS	1984	Guillermo Hernandez	RHP	1996	Travis Fryman	3B/SS	2007	Magglio Ordonez	OF
1973	John Hiller	LHP	1985	Darrell Evans	1B	1997	Tony Clark	1B	2008	Miguel Cabrera	1B
1974	Al Kaline	DH	1986	Jack Morris	RHP		Bobby Higginson	OF	2009	Justin Verlander	RHP
1975	Willie Horton	DH	1987	Alan Trammell	SS	1998	Damion Easley	2B	2010	Miguel Cabrera	1B
1976	Mark Fidrych	RHP	1988	Alan Trammell	SS	1999	Dean Palmer	3B	2011	Justin Verlander	RHP

TIGER ROOKIE OF THE YEAR

(Selected by the Detroit Sports Broadcasters Association)

1969	Mike Kilkenny	LHP	1980	Rick Peters	OF	1991	Milt Cuyler	OF	2002	Carlos Pena	1B
1970	Elliott Maddox	3B/OF	1981	(No Award)		1992	Scott Livingstone	3B	2003	Craig Monroe	OF
1971	(No Award)		1982	Glenn Wilson	OF	1993	Chris Gomez	SS	2004	Nook Logan	OF
1972	Chuck Seelbach	RHP	1983	Dave Gumpert	RHP	1994	Chris Gomez	SS	2005	Curtis Granderson	OF
1973	Dick Sharon	OF	1984	Barbaro Garbey	1B	1995	Bobby Higginson	OF	2006	Justin Verlander	RHP
1974	Ron LeFlore	OF	1985	Nelson Simmons	OF	1996	Tony Clark	1B	2007	Ryan Raburn	OF
1975	Vern Ruhle	RHP	1986	Eric King	RHP	1997	Deivi Cruz	SS	2008	Armando Galarraga	RHP
1976	Mark Fidrych	RHP	1987	Matt Nokes	C	1998	Matt Anderson	RHP	2009	Rick Porcello	RHP
1977	Dave Rozema	RHP	1988	Paul Gibson	LHP	1999	Gabe Kapler	OF	2010	Austin Jackson	OF
1978	Lou Whitaker	2B	1989	Kevin Ritz	RHP	2000	Jose Macias	2B/3B	2011	Albuquerque	RHP
1979	Lynn Jones	OF	1990	Travis Fryman	SS	2001	Victor Santos	RHP			

KING TIGER

(Congeniality Award by Tigers Fan Clubs 1961-80, Currently selected by the Mayo Smith Society)

1961	Steve Boros	3B	1969	Norm Cash	1B	1977	Mickey Stanley	OF	2006	Kenny Rogers	LHP
1962	Mike Roarke	C	1970	Al Kaline	OF	1978	Lance Parrish	C	2007	Magglio Ordonez	OF
1963	Bill Freehan	C	1971	Fred Scherman	LHP	1979	Steve Kemp	OF	2008	Miguel Cabrera	1B
1964	Hank Aguirre	LHP	1972	Fred Scherman	LHP	1980	Alan Trammell	SS	2009	Justin Verlander	RHP
1965	Don Wert	3B	1973	John Hiller	RHP	1981-2003	None Awarded		2010	Miguel Cabrera	1B
1966	Dick McAuliffe	2B	1974	Mickey Lolich	LHP	2004	Carlos Guillen	SS	2011	Justin Verlander	RHP
1967	Bill Freehan	C	1975	Bill Freehan	C		Ivan Rodriguez	C			
1968	Bill Freehan	C	1976	Mickey Stanley	OF	2005	Placido Polanco	2B			

OTHER AWARDS

RAWLINGS GOLD GLOVE AWARDS

1957	Al Kaline	OF	1966	Bill Freehan	C	1976	Aurelio Rodriguez	3B	1988	Gary Pettis	OF
1958	Frank Bolling	2B	1967	Al Kaline	OF	1980	Alan Trammell	SS	1989	Gary Pettis	OF
	Al Kaline	OF	1968	Bill Freehan	C	1981	Alan Trammell	SS	2004	Ivan Rodriguez	C
1959	Al Kaline	OF		Al Kaline	OF	1982	Lou Whitaker	2B	2006	Ivan Rodriguez	C
1961	Al Kaline	OF	1968	Bill Freehan	C	1983	Lance Parrish	C		Kenny Rogers	P
	Frank Lary	P		Mickey Stanley	OF		Alan Trammell	SS	2007	Placido Polanco	2B
1962	Al Kaline	OF	1969	Bill Freehan	C	1984	Lance Parrish	C		Ivan Rodriguez	C
1963	Al Kaline	OF		Mickey Stanley	OF		Lou Whitaker	2B	2009	Placido Polanco	2B
1964	Al Kaline	OF	1970	Mickey Stanley	OF		Alan Trammell	SS			
1965	Bill Freehan	C	1972	Ed Brinkman	SS	1985	Lance Parrish	C			
	Al Kaline	OF	1973	Mickey Stanley	OF		Lou Whitaker	2B			

	SPORT MAGAZINE			AL CHAMPIONSHIP		1973	John Hiller	LHP		GEHRIG TROPHY	
	WORLD SERIES MVP			SERIES MVP		1983	Alan Trammell	SS	1970	Al Kaline	OF
1968	Mickey Lolich	LHP	1984	Kirk Gibson	OF					HUTCH AWARD	
1984	Alan Trammell	SS	2006	Placido Polanco	2B	1973	Al Kaline	OF	1970	Al Kaline	OF
	BABE RUTH AWARD			AL COMEBACK					1973	John Hiller	LHP
	(WORLD SERIES MVP)			PLAYER OF THE YEAR		1974	Al Kaline	DH			
1968	Mickey Lolich	LHP	1965	Norm Cash	1B						
1984	Jack Morris	RHP	1971	Norm Cash	1B						

BASEBALL AMERICA AWARDS

	ML ROOKIE OF THE YEAR			ML MANAGER OF THE YEAR			ML EXECUTIVE OF THE YEAR	
2006	Justin Verlander	RHP	2006	Jim Leyland		2006	David Dombrowski	

PLAYERS CHOICE AWARDS

	PLAYER OF THE YEAR			AL OUTSTANDING PITCHER			AL OUTSTANDING ROOKIE			MARVIN MILLER MAN OF YEAR	
2011	Justin Verlander	RHP	2011	Justin Verlander	RHP	2006	Justin Verlander	RHP	2009	Curtis Granderson	OF
						2010	Austin Jackson	OF	2010	Brandon Inge	3B

AWARD WINNERS



TIGERS AWARD WINNERS

TIGERS TOP 10 FINISHERS IN THE MOST VALUABLE PLAYER VOTING

1932	Charlie Gehringer	t-9th	1944	Hal Newhouser	1st	1961	Norm Cash	4th	1983	Lou Whitaker	8th
1933	Charlie Gehringer	6th		Dizzy Trout	2nd		Frank Lary	7th		Lance Parrish	9th
1934	Mickey Cochrane	1st		Dick Wakefield	5th		Rocky Colavito	8th	1984	Willie Hernandez	1st
	Charlie Gehringer	2nd	1945	Hal Newhouser	1st		Al Kaline	9th		Kirk Gibson	6th
	Schoolboy Rowe	4th		Eddie Mayo	2nd	1962	Al Kaline	6th		Alan Trammell	9th
	Hank Greenberg	6th		Paul Richards	10th	1963	Al Kaline	2nd	1987	Alan Trammell	2nd
	Marv Owen	9th	1946	Hal Newhouser	2nd	1964	Bill Freehan	t-7th	1988	Alan Trammell	7th
1935	Hank Greenberg	1st		Hank Greenberg	8th	1965	Willie Horton	8th	1990	Cecil Fielder	2nd
	Charlie Gehringer	6th	1947	George Kell	5th		Don Wert	t-10th	1991	Cecil Fielder	2nd
	Mickey Cochrane	7th	1948	Hal Newhouser	9th	1966	Al Kaline	7th	1992	Cecil Fielder	9th
1936	Charlie Gehringer	4th	1949	George Kell	8th	1967	Bill Freehan	3rd	2004	Ivan Rodriguez	10th
	Tommy Bridges	9th		Vic Wertz	10th		Al Kaline	5th	2006	Carlos Guillen	10th
1937	Charlie Gehringer	1st	1950	George Kell	4th	1968	Denny McLain	1st	2007	Magglio Ordonez	2nd
	Hank Greenberg	3rd		Vic Wertz	10th		Bill Freehan	2nd		Curtis Granderson	10th
1938	Hank Greenberg	3rd	1954	Harvey Kuenn	8th		Willie Horton	4th	2009	Miguel Cabrera	4th
	Charlie Gehringer	10th	1955	Al Kaline	2nd		Dick McAuliffe	7th	2010	Miguel Cabrera	2nd
1940	Hank Greenberg	1st	1956	Al Kaline	3rd	1969	Denny McLain	6th	2011	Justin Verlander	1st
	Bobo Newsom	4th		Harvey Kuenn	4th	1971	Mickey Lolich	5th		Miguel Cabrera	5th
	Schoolboy Rowe	7th	1957	Jim Bunning	9th	1972	Ed Brinkman	9th			
	Rudy York	8th		Al Kaline	10th		Mickey Lolich	10th			
1943	Rudy York	3rd	1959	Al Kaline	6th	1973	John Hiller	t-4th			
	Dick Wakefield	6th		Harvey Kuenn	8th	1978	Rusty Staub	5th			

TIGERS TOP 10 FINISHERS IN THE CY YOUNG AWARD VOTING

1961	Frank Lary	3rd	1976	Mark Fidrych	2nd		Dan Petry	5th		Justin Verlander	7th
1968	Denny McLain	1st	1977	Dave Rozema	8th		Jack Morris	t-7th	2007	Justin Verlander	t-5th
1969	Denny McLain	t-1st	1979	Aurelio Lopez	t-7th	1986	Jack Morris	5th	2009	Justin Verlander	3rd
1971	Mickey Lolich	2nd	1981	Jack Morris	3rd	1987	Jack Morris	9th	2011	Justin Verlander	1st
1972	Mickey Lolich	3rd	1982	Dan Petry	9th	1991	Bill Gullickson	8th		Jose Valverde	5th
1973	John Hiller	4th	1983	Jack Morris	3rd	2000	Todd Jones	5th			
1974	John Hiller	7th	1984	Willie Hernandez	1st	2006	Kenny Rogers	t-5th			

TIGERS TOP 10 FINISHERS IN THE ROOKIE OF THE YEAR VOTING

1949	Johnny Groth	t-4th	1978	Lou Whitaker	1st	1991	Milt Cuyler	3rd	2008	Armando Galarraga	5th
1953	Harvey Kuenn	1st		Alan Trammell	t-4th	1994	Chris Gomez	t-4th	2009	Rick Porcello	3rd
1954	Al Kaline	3rd	1980	Ricky Peters	6th	1996	Tony Clark	3rd	2010	Austin Jackson	2nd
1961	Jake Wood	6th	1987	Matt Nokes	3rd	1997	Deivi Cruz	4th		Brennan Boesch	t-5th
1976	Mark Fidrych	1st		Mike Henneman	t-6th	2004	Nate Robertson	t-8th			
1977	Dave Rozema	4th	1990	Travis Fryman	6th	2006	Justin Verlander	1st			

INSTANT REPLAY

Major League Baseball instituted use of instant replay for home runs during the 2008 season. Below is a list of instances in which replay has since been used during a game involving the Tigers:

Date	Opponent	Player	Inning	On-Field Ruling	Replay Ruling
June 4, 2009	Boston	Jeff Larish	Sixth	No Home Run	No Home Run
June 19, 2009	Milwaukee	Miguel Cabrera	Third	No Home Run	Home Run
June 19, 2009	Milwaukee	Dusty Ryan	Fourth	Home Run	No Home Run
August 25, 2009	at Los Angeles Angels of Anaheim	Curtis Granderson	Seventh	No Home Run	No Home Run
September 10, 2009	at Kansas City	Alberto Callaspo (KC)	Eighth	Home Run	Home Run
May 18, 2010	Chicago White Sox	Brandon Inge	Sixth	Home Run	No Home Run
September 2, 2010	at Minnesota	Austin Jackson	Second	No Home Run	No Home Run
September 6, 2010	Chicago White Sox	Brandon Inge	Eighth	Home Run	No Home Run
September 14, 2010	at Texas	David Murphy (TEX)	Fourth	Home Run	Home Run
September 15, 2010	at Texas	Ryan Raburn	First	No Home Run	No Home Run
September 20, 2010	Kansas City	Will Rhymes	Sixth	No Home Run	Home Run
April 2, 2011	at New York Yankees	Robinson Cano (NYY)	Fifth	No Home Run	No Home Run
April 10, 2011	Kansas City	Alex Avila	Sixth	Home Run	Home Run
July 19, 2011	Oakland	Carlos Guillen	Fifth	Home Run	Home Run
July 28, 2011	Los Angeles Angels of Anaheim	Mark Trumbo (LAA)	Second	No Home Run	Home Run
August 13, 2011	at Baltimore	Blake Davis (BAL)	Second	Home Run	Home Run
September 3, 2011	Chicago White Sox	Miguel Cabrera	First	No Home Run	No Home Run
September 30, 2011*	at New York Yankees	Robinson Cano (NYY)	Fifth	No Home Run	No Home Run

* - during the American League Division Series

MEDIA INFORMATION





MEDIA INFORMATION AND GUIDELINES

Credentials

Credentials will be issued only to legitimate news-gathering agencies.

- Season credentials will be issued only to those agencies that cover the Tigers on a regular basis...these credentials will be laminated with photos and must be worn in a visible manner at all times.
- Those not qualifying for season credentials will be considered for daily access.
- All requests for credentials must be made online at credentials.mlb.com or in writing on the letterhead of the representative organization.
- Daily credentials must be requested at least 24 hours in advance of the game to be covered.
- Credentials will be issued to online services that meet all of the following criteria:
 - (1) Is part of a national news gathering agency.
 - (2) Reaches a broad audience.
 - (3) Produces original content.
 - (4) Has an established record of developing original content.
 - (5) Employs full-time journalists.
- The Ernie Harwell Media Center is for use by working media ONLY...credentials are not transferable.
- Credentialed media are prohibited from requesting autographs on the field or in the clubhouse...all requests should be made through the Tigers Media Relations Department with any violation resulting in immediate revocation of the credential.
- Daily credentials will be available at the designated press gate located on Montcalm Avenue three-and-a-half hours before the scheduled first pitch.
- No credentials will be mailed.

Media Entrance

Media may enter Comerica Park through the main administrative lobby located on Montcalm Avenue.

Parking

A limited number of parking spaces will be set aside for use by media on a daily basis. Please call the Tigers Media Relations office for more information.

Ernie Harwell Media Center

The Ernie Harwell Media Center is located on the lower suite level behind home plate. Access to press areas is by ramp, media elevator and stairs (to the third-base side of home).

- No photography is permitted in the media center without prior approval from the Tigers Media Relations Department.
- When appropriate, seating charts will be posted, and some seats will be permanently reserved for the regular season. However, please contact a Tigers Media Relations representative for assistance with seating location.
- The media center includes a designated, partitioned area for electronic media located on the first-base side of the media center.
- A number of credit card/collect telephones are available for media use in the media center and work room.
- Game information packages will be available on the back counter of the media center approximately two hours before the game. Box scores, play-by-play sheets and post-game notes will be distributed in the media center, normally about 15 minutes after the game's final pitch.

Clubhouses

Entrance to both clubhouses is on the Comerica Park service level, accessible by media elevator, ramp or stairs. The Tigers clubhouse is located behind third base, while the visitor's clubhouse is behind first base.

- Pre- and post-game access rules are those issued by Major League Baseball.
- All still photography and pre-game video photography is prohibited in the Tigers clubhouse without prior consent from the Tigers Media Relations Department. The use of flip cameras and mobile photographic/video devices is not permitted in the Tigers clubhouse at any point.
- Tweeting and texting are prohibited in the manager's office at all times.

Pre-Game Field Access

Only media with credentials permitting field access will be allowed on the Comerica Park playing field. All media must clear the field 30 minutes prior to first pitch.

Television Coverage

All local television stations are prohibited from shooting and distributing footage inside Comerica Park beginning 30 minutes prior to each contest and until all broadcast television rightsholders have signed off the air.

- Footage from Comerica Park property and the concourse area are permitted as long as the playing field does not appear in any way in the shot.
- Television cameras on and around field level are limited to natural light whenever players are on the field.
- All local television stations desiring to shoot inside Comerica Park must request to do so in advance through the Detroit Tigers Media Relations Department.

In-Game Field Access/Photo Wells

Only those with credentials expressly permitting in-game field access will be allowed in the photo wells. Two photo wells are located adjacent to each dugout, one on the infield side and one on the outfield side of each.

- In-game access is limited to still photographers and rightsholders broadcasting the game. Enter and exit the field via the home plate entrance only.
- All photographers must be inside the photo wells at all times.
- While the game is in progress, photographers on the field may only change location between innings. Those photographers on the field who change location at any other time without prior approval from the Tigers Media Relations Department are subject to immediate revocation of credentials.
- The installation and placement of parabolic microphones and remote equipment is limited to camera wells and must not interfere or block house video. All equipment must remain in the wells and not extend out toward the playing field.
- No ball — in play or dead — should be handled by anyone other than a ballboy.

Media Hospitality

Media hospitality is in the dining room, located in the back of the Ernie Harwell Media Center. There is a charge per meal.

- Open for meal service to accredited media members two hours before first pitch.

Media Guides

Media guides of the Tigers are available in the Ernie Harwell Media Center from Tigers Media Relations personnel, while all Major League Baseball publications and media guides of the other 29 teams are available on mlbpressbox.com to accredited media.



Tigers Radio

Years	Broadcasters	Local Station(s)
1927-1942*	Ty Tyson	WWJ-AM
1934-42*	Harry Heilmann	WXYZ-AM
1943-48	Harry Heilmann	WXYZ-AM
1949	Harry Heilmann and Van Patrick	WXYZ-AM
1950	Harry Heilmann	WXYZ-AM/WJBK-AM
1951	Ty Tyson and Paul Williams	WXYZ-AM/WJBK-AM
1952	Van Patrick	WKMH-AM/WJBK-AM
1953#	Van Patrick and Dizzy Trout	WKMH-AM/WJBK-AM
1954-55#	Van Patrick and Dizzy Trout	WKMH-AM
1956-58#	Van Patrick and Mel Ott	WKMH-AM
1959#	Van Patrick and George Kell	WKMH-AM
1960-63	George Kell and Ernie Harwell+	WKMH-AM/WJR-AM/WWWJ-AM%
1964	Ernie Harwell and Bob Scheffing+	WJR-AM
1965-66	Ernie Harwell and Gene Osborne	WJR-AM
1967-72	Ernie Harwell and Ray Lane	WJR-AM
1973-91	Ernie Harwell and Paul Carey	WJR-AM
1992	Rick Rizzs and Bob Rathbun	WJR-AM
1993	Ernie Harwell, Rick Rizzs and Bob Rathbun	WJR-AM
1994	Rick Rizzs and Bob Rathbun	WJR-AM
1995-98	Frank Beckmann and Lary Sorensen	WJR-AM
1998	Frank Beckmann and Jim Price	WJR-AM
1999	Ernie Harwell and Jim Price	WJR-AM
2000	Ernie Harwell, Jim Price and Dan Dickerson	WJR-AM
2001-02	Ernie Harwell, Jim Price and Dan Dickerson	WXYZ-AM
2003-2006	Jim Price and Dan Dickerson	WXYZ-AM
2007-	Jim Price and Dan Dickerson	WXYZ-AM/FM^

Tigers Over-the-Air Television

Years	Broadcasters	Local Station(s)
1947-52	Ty Tyson, Harry Heilmann and Paul Williams	WWDT-TV (renamed WWJ)
1953-55	Van Patrick and Dizzy Trout#	WJBK-TV
1956-58	Van Patrick and Mel Ott#	WJBK-TV
1959	Van Patrick and George Kell#	WJBK-TV
1960-63	George Kell and Ernie Harwell+	WJBK-TV
1964	Ernie Harwell and Bob Scheffing+	WJBK-TV
1965-66	George Kell and Ray Lane	WJBK-TV
1967-74	George Kell and Larry Osterman	WJBK-TV
1975	George Kell, Larry Osterman and Don Kremer	WWJ-TV
1976	George Kell, Larry Osterman, Don Kremer and Al Kaline	WWJ-TV
1977	George Kell, Larry Osterman, Al Kaline and Joe Pellegrino	WWJ-TV
1978	George Kell, Al Kaline, Joe Pellegrino and Mike Barry	WWJ-TV
1979	George Kell, Al Kaline and Mike Barry	WDIV-TV
1980-94	George Kell and Al Kaline	WDIV-TV
1995-96	George Kell, Al Kaline and Jim Price	WKBD-TV
1997	Ernie Harwell, Al Kaline and Jim Price	WKBD-TV
1998	Ernie Harwell and Al Kaline	WKBD-TV
1999-2001	Frank Beckmann and Al Kaline	WKBD-TV
2002	Frank Beckmann and Lance Parrish	WKBD-TV
2003	Frank Beckmann and Jack Morris	WKBD-TV
2004	Frank Beckmann and Dan Petry	WKBD-TV
2006	Mario Impemba and Rod Allen	WMYD-TV
2007	Mario Impemba and Rod Allen	WJBK-TV

Tigers Cable Television

Years	Broadcasters	Cable Station
1981-83	Larry Adderly, Hank Aguirre and Norm Cash	ON-TV
1984	Larry Osterman and Bill Freehan	PASS
1985	Larry Osterman, Bill Freehan and Jim Northrup	PASS
1986-92	Larry Osterman and Jim Northrup	PASS
1993	Jim Northrup and Jim Price	PASS
1994	Ernie Harwell, Jim Northrup and Jim Price	PASS
1995-97	Ernie Harwell, Fred McLeod and Jim Price	PASS
1998-2001	Josh Lewin and Kirk Gibson	FOX Sports Detroit
2002	Mario Impemba and Kirk Gibson	FOX Sports Detroit
2003-	Mario Impemba and Rod Allen	FOX Sports Detroit

*Home games only; no Sunday games (1930-32), no Saturday or Sunday games (1933)

#Simulcast on radio and television

+Split time between radio and television

%All games on WKMH; day games on WWWJ, night games on WJR

^Simulcast on both WXYT-AM and WXYT-FM



DAN DICKERSON

After making his Tigers broadcasting debut in 2000, veteran Michigan sports announcer Dan Dickerson returns for his 13th season in the booth and his 10th season as the lead play-by-play voice of the Tigers.

- Won the 2008 Ty Tyson Excellence in Sports Broadcasting Award, named after the Tigers pioneer broadcaster, Ty Tyson, and is awarded annually by the Detroit Sports Broadcasters Association.
- Named Michigan Sportscaster of the Year in 2005 and 2006 by the National Sportscasters and Sportswriters Association.
- Co-host of "Tiger Talk," a weekly off-season talk show on WXYT that focuses on Tigers news and baseball hot stove topics.
- Dickerson also does play-by-play for FOX Sports Detroit in the off-season, covering the MHSAA High School Football Championship games, the CCHA and University of Detroit-Mercy basketball.
- Dickerson previously worked for five years with former Tigers flagship WJR-AM, in a variety of roles: served as co-host of "WJR Sportswrap," a nightly call-in show, worked as a sideline reporter and substitute play-by-play announcer for University of Michigan football and spent two seasons as play-by-play announcer for University of Michigan basketball.
- Spent six-and-a-half years with Detroit's WWJ-AM from 1988-95, hosting a post-game call-in show following Detroit Lions broadcasts and serving as a sideline reporter for University of Michigan football...also anchored WWJ's news and sports on the weekends and served as general assignment news reporter.
- Began his sports broadcasting career at WCUZ Radio in Grand Rapids, MI, working at the station from 1982-88 in both news and sports.
- Started in radio in 1980 with WMAX radio in Grand Rapids, covering general assignment news and anchoring afternoon newscasts.
- Earned his bachelor of arts degree from Ohio Wesleyan University in 1980.
- Resides in Clarkston, MI with wife, Lori, and children, Rachel (1/13/95) and Justin (4/9/98).
- Dickerson is available on Twitter @Dan_Dickerson.



JIM PRICE

A member of the Tigers 1968 World Series champions, Jim Price begins his 20th season overall on Tigers broadcasts and his 14th full season on the Tigers Radio Network.

- Originally joined Frank Beckmann on the Tigers radio broadcasts in June, 1998...had spent the first part of that season as a feature reporter on FOX Sports Net's pre-game and "Tigers Weekly" programs.
- Began his Tigers broadcasting career on PASS cable telecasts in 1993, serving as color commentator...broadcast Tigers games on cable for five seasons.
- Was also the third man in the booth during the Tigers over-the-air broadcasts on WKBD-TV from 1995-97...filled in for a handful of games as play-by-play announcer in 1997.
- Played five major league seasons, all with the Tigers...played 64 games, 42 of them at catcher, for the 1968 team that defeated St. Louis in the Fall Classic.
- Was purchased by the Tigers in April of 1967 after seven minor league seasons with the Pirates.
- Named Minor League Player of the Year in 1963 while with the Pittsburgh Pirates organization.
- A native of Harrisburg, PA, he was a three-sport star at Hershey (PA) High School...refused a number of college football scholarship offers to sign with the Pittsburgh Pirates in 1960.
- Other broadcast credits include work as play-by-play man on Chicago White Sox cable telecasts, color commentary for ESPN college baseball and anchoring weekend sports on Detroit's WJBK-TV.
- Assists in the Tigers front office efforts, focusing on baseball participation camps.
- Inducted into the Kinston (NC) Baseball Hall of Fame in 1995, the Hershey High School Hall of Fame in 2006 and the Central Pennsylvania Hall of Fame in 2008.
- He and his wife, Lisa, founded a not-for-profit foundation called Jack's Place For Autism in October of 2002 to benefit children with autism...the foundation, named after their son who was diagnosed with autism, works to provide services for individuals and families affected by the neurological disorder.
- Because of the tremendous community and corporate support, the foundation's five-year plan was reached in a little over a year...Jack's Place For Autism partnered with Oakland University in Rochester, MI from 2004-2008...this partnership enabled Jack's Place to deliver programming and services to individuals and families living with Autism Spectrum Disorder, including soccer, basketball, swimming, baseball, arts and theater...programs also included family counseling, sibling groups, social skills groups, seminars and training sessions for parents, caregivers, physicians, teachers and counselors...over 6,500 children and adults have participated in all of the Jack's Place programs...while the foundation continues to financially support programs at Oakland University, they are currently working on program and delivery sites expansion, as well as a facility that will house "Quality of Life" programming and a long-term living environment, the first of its kind in the country.





MARIO IMPEMBA



Detroit native Mario Impemba enters his 11th season as the popular play-by-play announcer on FOX Sports Detroit's coverage of the Tigers.

- Impemba was voted the 2011 Michigan Sportscaster of the Year by the membership of the National Sportscasters and Sportswriters Association.
- His work on Tigers games earned him a Michigan Emmy in June 2006 in the "Sports Play-by-Play" category.
- He provided studio and on-location reports, interviews and analysis throughout the network's post-game coverage during the Tigers playoff runs in 2006 and 2011.
- He provided play-by-play of two Tigers games in 2011 on the FOX Saturday Baseball Game of the Week.
- Since 2009, Impemba has initiated "Operation Opening Day," a project which provides a DVD of the Opening Day telecast at Comerica Park to displaced Tigers fans currently serving in the U.S. military.
- Beyond his Tigers duties, Impemba has done play-by-play on FOX Sports Detroit's coverage of MHSAA football and basketball championship games, as well as CCHA hockey...during the off-season he handles radio and TV play-by-play for Oakland University Golden Grizzlies men's basketball.
- Before joining the FOX Sports Detroit broadcast team, Impemba spent seven seasons (1995-2001) as the radio voice of the Anaheim Angels...also served as a fill-in TV play-by-play announcer for the Angels during his final three years in Anaheim, where he was rated among Southern California's best play-by-play announcers by the Los Angeles Daily News.
- Prior to joining the Angels in 1995, he called games for the Tucson Toros of the Pacific Coast League for four seasons (1991-94).
- Was the voice of the Quad City Angels Single A team in Davenport, IA from 1989-90...spent 1987-88 in Peoria, IL, where he announced games for the Single A Peoria Chiefs.
- Previously served as sports director at WXCL Radio in Peoria...also did play-by-play for the Peoria Rivermen of the International Hockey League.
- Professional career began in 1985 at KVOP Radio in Plainview, TX.
- Is a 1985 graduate of Michigan State where as a student he served as sports director at campus radio station WLFT, also providing play-by-play for Spartans baseball, basketball and hockey.
- Born in Detroit and moved to nearby Sterling Heights in the mid-1970s, graduating from Stevenson High School.
- Impemba and his wife, Cathy, have two sons, Brett (18) and Daniel (15) and reside in Macomb Township, MI...Brett was a 2011 Tigers draftee and currently plays baseball at Oakland University (MI).
- More information on Impemba is available at MarioImpemba.com or on Twitter @Mario_Impemba.

MEDIA INFORMATION

ROD ALLEN



Former Tigers outfielder Rod Allen enters his 10th season as analyst on FOX Sports Detroit's telecasts, marking his 35th season in professional baseball.

- Allen's insightful work on Tigers telecasts earned him two consecutive Michigan Emmys (2006 and 2007) in the "Sports Analyst" category.
- He provided studio and on-location analysis throughout the network's post-game coverage during the Tigers playoff runs in 2006 and 2011.
- In addition to his FOX Sports Detroit analyst duties, Allen has filled that role for a FOX Saturday Game of the Week regional telecast on many occasions, most recently during the 2011 season.
- Generously provides financial contributions and time to support the Tigers Thanksgiving community program, providing personal care items to community members of the Detroit Rescue Mission Ministries shelters, and the SportService Holiday Giving Party.
- Before joining FOX Sports Detroit's Tigers telecast team, he spent five seasons (1998-2002) with the Arizona Diamondbacks as a television and radio analyst...served as the commentator on the Diamondbacks radio broadcasts in the 2001 post-season, including the National League Championship series against the Cardinals and the World Series against the Yankees.
- In addition to his work with the Diamondbacks, Allen provided analysis on FOX Saturday Baseball regional telecasts and the National League Division Series between the Atlanta Braves and Houston Astros.
- Prior to his work as a broadcaster, he spent four seasons as a hitting instructor in the Florida Marlins organization from 1992-95 and served in the same capacity for Chandler of the Arizona Fall League in 1994...also worked in the Arizona Diamondbacks organization in 1996 as a hitting instructor before managing in the instructional league that fall.
- Selected by the Chicago White Sox in the sixth round of the June 1977 draft.
- Hit .296 during a 15-game stint as an outfielder and designated hitter with the World Champion Detroit Tigers in 1984.
- Enjoyed two other stints in the majors with the Seattle Mariners in 1983 and the Cleveland Indians in 1988.
- Allen spent the last three years of his playing career with Hiroshima in Japan's Central League...clubbed a pair of home runs against Seibu in the 1991 Japan Series and set a Japanese regular-season record with four home runs in four consecutive at-bats during his tenure in the league.
- Allen and his wife, Adrian, have a son, Andrew (22), a member of the baseball team at California State University, Los Angeles (draftee of the Tigers in both 2009 and 2011 and draftee of the Diamondbacks in 2007), and a daughter, Rachel (19)...also has a daughter Rhonda and a son Rod Jr., who played several minor league seasons following a collegiate career at Arizona State and Oklahoma State.
- Allen is available on Twitter @RodAllen12.



JOHN KEATING



Entering his 15th season as the entertaining and informative scene-setter for FOX Sports Detroit's coverage of Tigers baseball is the award-winning John Keating, host of the Tigers Live pre-game show...Keating often serves in a similar role for the network's Tigers Live post-game coverage.

- Keating provided on-location reports and interviews throughout the network's post-game coverage during the Tigers playoff runs in 2006 and 2011, including being on the scene for last season's division-clinching game in Oakland and for the American League Division Series victory in Game Five over the New York Yankees.
- Also hosts Red Wings Live, as well as Red Wings and Tigers specials...an original member of the FOX Sports Detroit team, Keating was the first person to appear on the network when it launched on September 17, 1997.
- Has earned five Michigan Emmy awards with FOX Sports Detroit, including three for work on Tigers programming – 2003 as host/producer of Tigers Weekly, 2001 for his work on Tigers Weekly and in 2000 for the FOX Sports Detroit special, Tiger Stadium: We'll Remember.
- Has filled in on occasion as play-by-play announcer on Tigers telecasts...also has done play-by-play for coverage of MHSAA football and basketball championship games.
- Emerged on the Detroit television scene in 1996-97 as host of Game Night on PASS, the region's former all-sports network.
- Arrived in the Motor City from Denver, where he spent 11 years (1985-96), concluding as studio host of the Denver Nuggets and Colorado Avalanche radio networks.
- First employed in the Mile High City as a weekend sports anchor/reporter with KMGH-TV...ended his stint at KMGH as Sports Director from 1990-94.
- Honored with three local Emmy Awards for his work at KMGH -- twice as Host, Best Sports Special (1991 and 1992) and once for Best Sports Reporting (1988)...also received UPI's National Award for Best Sports Reporting (1988) and was voted "Best Sports Anchor" in Denver for 1993 by Westword Magazine.
- First full-time position in the industry was at WZZR-FM in Grand Rapids as news director...later worked at WZZM-TV as weekend anchor.
- Earned a bachelor's degree in Arts & Media from Grand Valley State.
- A native of Madison Heights, Keating resides in Bloomfield Hills with wife, Linda...they have three children -- Patrick, Lauren and Katie.
- Keating is available on Twitter @JohnKeatingFSD.

BASEBALL WRITERS ASSOCIATION OF AMERICA (DETROIT CHAPTER)

DETROIT FREE PRESS: Mitch Albom '85, John Lowe '86, Gene Myers '93, Drew Sharp '99, Michael Rosenberg '05, Shawn Windsor '12

DETROIT NEWS: Tom Gage '77, Lynn Henning '79, Ruben Luna '06, Bob Wojnowski '07, Tony Paul '10, John Niyo '11

ASSOCIATED PRESS: Larry Lage '01, Noah Trister '11

WINDSOR STAR: Jim Parker '97, Bob Duff '00

MLIVE MEDIA GROUP: Chris Iott '10, James Schmehl '12

OAKLAND PRESS: Pat Caputo '86, Jeff Kuehn '07, Matt Mowery '11

MACOMB DAILY: George Pohly '94

FOXSPORTS.COM: Jon Paul Morosi '06

HONORARY LIST: Jack Berry '57, Jerry Green '60, Pete Waldmeir '60, Kenneth Clover '63, Bernie Kennedy '64, Jim Taylor '65, Curt Sylvester '66, Bill Halls '68, Frank J. Martin '68, Richard Shook '68, Lawrence Paladino '69, Jim Hawkins '70, Ken Kraemer '72, Charlie Vincent '72, Dan Ewald '73, Brian Bragg '76, Chuck Klönke '76, Harry Atkins '77, Mike O'Hara '78, John Gugger '82, Dean Howe '83, Gene Guidi '84, Dave Poniers '84, Rob Parker '90, Jeff Peek '94

OFFICERS: Tom Gage, Chairman/Treasurer; Lynn Henning, Vice-Chairman; Chuck Klönke, Secretary



BRIAN BRITTEN

Begins his 13th season with the Tigers, his fifth season as the director of baseball media relations...served as the baseball information coordinator for five seasons after joining the team in March of 2000 before being promoted to manager of baseball media relations in February of 2005.

- Supervises all day-to-day efforts of the baseball-related media relations, including the coordination of interviews with Tigers baseball executives, Jim Leyland, Tigers players and coaches, the production of game notes, all player-related announcements and credentialing of the media.
- Travels with the club during the spring and regular season to facilitate media requests and provide game-related information.
- Is responsible for the team's statistical research and records, as well as overseeing all baseball-related media efforts.
- Is the editor of the Tigers media guide and season review book.
- Coordinates and is responsible for facilitating interviews and securing guests for the pre-game and post-game shows for FOX Sports Detroit, in addition to the post-game show and throughout the off-season for WXYT...assists FOX Sports Detroit in securing interviews and storylines, as well as coordination of shoots in Comerica Park for Tigers Weekly episodes throughout the season...works directly with ESPN, FOX National and MLB Network to assist the networks with all interview requests.
- Oversees the club's social media communication via Twitter (@Official_Tigers).
- Serves as the main department contact for minor league information.
- Directed media operations during the 2005 Major League Baseball All-Star Game at Comerica Park and throughout the post-season for the 2006 American League Champion Tigers and 2011 American League Central Division Champion Tigers... additionally, he has worked at the Major League Baseball All-Star Game in 2004 (Houston, TX), 2007 (San Francisco, CA), 2010 (Anaheim, CA) and 2011 (Phoenix, AZ).
- Prior to joining the Tigers, spent four years in various capacities with the Toledo Mud Hens, Detroit's Triple A affiliate in the International League.
- Was Toledo's public relations manager from January 1999-March 2000, where he oversaw the production of the team publications, the organization of baseball camps and clinics, as well as the coordination of all of the team's media and baseball information.
- Interned with the Mud Hens public relations department from 1996-1998.
- Graduated from Bowling Green State University in May, 1999 with a BS in education after majoring in sport management ...named Outstanding Student in major in 1999.
- Is 35 years old and a native of Perrysburg, OH...single and currently resides in Taylor, MI.



MEDIA INFORMATION

RICK THOMPSON

Entering his 12th season with the club after joining the media relations department prior to the 2001 season...the 2012 season marks his fifth year as the manager of baseball media relations.

- Assists with all day-to-day efforts of the baseball-related media relations, including the coordination of interviews with Tigers players, coaches and executives, the production of game notes, player-related announcements, team statistical research and records and credentialing of the media.
- Travels with the club during the spring and regular season to facilitate media requests and provide game-related information.
- Serves as managing editor of the Tigers Magazine and yearbook, while assisting in the writing and editing of the team media guide and season review publications.
- Responsible for arranging team photography throughout the year, while also maintaining the team's print and electronic photo archives.
- Named media relations coordinator in December of 2002...promoted to assistant manager, baseball media relations prior to the 2005 season and manager, baseball media relations prior to the 2008 season.
- Served as an intern in the Tigers public relations department during the 2001 season before re-joining the club as a full-time member of the media relations department in April of 2002.
- Graduated with honors from Oakland University in May, 2002 with a BA in journalism.
- Is 31 years old and a native of Armada, MI...he and his wife, Michon, reside in Imlay City, MI with their daughter, Claribel.





AILEEN VILLARREAL

Beginning her second season with the Tigers after joining the media relations department in November of 2010 as the baseball media relations coordinator.

- Assists with the day-to-day efforts of the baseball media relations department, including game notes, team statistical research and credentialing of the media.
- Assists in the writing and editing of the Tigers Magazine, yearbook, media guide and season review publications.
- Responsible for writing and distributing the organization's business and community affairs press releases and media advisories.
- Travels with the club during the spring season to facilitate media requests and provide game-related information.
- Oversees the club's Spanish social media communication via Twitter (@TigresdeDetroit).
- Prior to joining the Tigers, interned with the Houston Astros market development department for a portion of 2010.
- Served as Head Senior Personnel Manager for the Notre Dame Football team and supervised the entire Athletic Student Manager Organization during the 2009 season.
- Graduated from the University of Notre Dame in May, 2010 with a BA in Sociology and Film, Television and Theatre.
- Is 23 years old and a native of Montebello (East Los Angeles), CA...resides in Royal Oak, MI.



MOLLY BETENSLEY

Begins her 13th season with the Tigers organization and her fifth as the director of broadcasting.


- Direct contact and liaison for the Tigers broadcast partners and National rightsholders throughout the year, including FSD, WXYT, ESPN, NHK, TBS, FUJI, FOX and MLB Network; fulfilling and maintaining rightsholders and media partner's contractual obligations while overseeing all aspects of Detroit Tigers radio and TV game broadcasts, National and International broadcasts from Comerica Park, programming, production and broadcasters.
- Writes and prioritizes scripts for broadcasts and various productions while administering interviews and features with broadcast partners promoting the Tigers business and community efforts focusing on the team's involvement with charitable organizations and area youth in addition to the Tigers ticket sales, promotions and special event planning.
- Responsible for securing guests, players and storylines for pre-game, post-game and weekly shows for FSD, WXYT, ESPN, FOX National and MLB Network.
- Main liaison for MLB broadcasting, responsible for all correspondence between MLB broadcasting and the Detroit Tigers including scheduling spring training and regular season radio and TV broadcasts.
- Oversaw broadcast operations during the 2005 All-Star Game, the 2006 and 2011 Tigers post-seasons...the 2006 World Series and 2005 All-Star Game were broadcast to 224 countries and in 13 languages under her supervision...worked at the Major League Baseball All-Star Game in 2003 (Chicago, IL) and 2004 (Houston, TX).
- Spearheaded the first-ever Detroit Tigers Spanish Language television broadcast...aired on FSD on August 9, 2008.
- Joined the Tigers as broadcast coordinator in February of 2000 before being named media relations/broadcast manager prior to the 2003 season.
- Prior to joining the Tigers, was a Big Ten college football production assistant for ABC Wide World of Sports in New York.
- Earned a Master's of Science degree in 1999 from Syracuse University's Newhouse School of Public Communications in broadcast journalism.
- Graduated with honors from the University of Michigan in May 1998 with a BA in communication studies.
- Interned with the University of Michigan 1997 National Championship Football Team.
- Is on the Board of Trustees for The Ernie Harwell Foundation and a member of the American Sportscasters Association, Inc.
- She and her husband, Alan, have a Saint Berdoodle named Boris...Boris, an AKC Canine Good Citizen and certified International Therapy Dog, volunteers at area hospitals.



CONNECT WITH THE TIGERS VIA SOCIAL MEDIA

Keep up with the latest news and information regarding the Tigers by following the club on social media. Connect with the club on Facebook at facebook.com/tigers and following the Tigers on Twitter (@Official_Tigers and @tigers). Additionally, you can follow the Tigers in Spanish on Twitter (@TigresdeDetroit).

PLAYER DEVELOPMENT AND SCOUTING





TIGERS MINOR LEAGUE SYSTEM

ADMINISTRATION

Al Avila, Vice President/Assistant General Manager
David Chadd, Vice President, Amateur Scouting/Special Assistant to the General Manager
Dan Lunetta, Director, Minor League Operations
Dave Owen, Director, Player Development
Kevin Bradshaw, Minor League Field Coordinator
Scott Pleis, Director, Amateur Scouting
Cheryl Evans, Director, Minor League and Scouting Administration
Tom Moore, Director, International Operations
Miguel Garcia, Director, Latin American Scouting
Kevin Hooker, Pacific Rim Coordinator
Ramon Perez, Director, Dominican Republic Operations
Manny Crespo, Director, Latin American Player Development
Avi Becher, Minor League Operations Coordinator
Julian Shabazz, Assistant, Amateur Scouting
Giovanni Hernandez, Scouting Assistant, International Operations
Marilyn Acevedo, Minor League Operations Administrative Assistant
Robert Frutchey, Lakeland Clubhouse Manager

ROVING PERSONNEL

Joe DePastino, Catching Coordinator
Toby Harrah, Hitting Coordinator
Al Nipper, Pitching Coordinator
Gene Roof, Outfield/Baserunning Coordinator
Brian Peterson, Performance Enhancement Instructor
Dr. George Carlo, Performance Coach
Sharon Lockwood, International Player Programs Coordinator
Lizedny Torres, ESL/Cultural Assimilation Instructor
Dustin Campbell, Medical Coordinator
Chris Walter, Strength and Conditioning Coordinator
Steve Chase, Assistant Strength and Conditioning Coordinator

2012 AFFILIATES



TOLEDO MUD HENS (AAA)

International League
 406 Washington Street
 Toledo, OH 43604
 (419) 725-4367
 (419) 725-4368 (FAX)

Manager Phil Nevin
 Pitching Coach..... A.J. Sager
 Hitting Coach..... Leon "Bull" Durham
 Athletic Trainer Matt Rankin



ERIE SEAWOLVES (AA)

Eastern League
 110 E. 10th Street
 Erie, PA 16501
 (814) 456-1300
 (814) 456-7520 (FAX)

Manager Chris Cron
 Pitching Coach..... Ray Burris
 Hitting Coach Jerry Martin
 Athletic Trainer Chris McDonald



LAKELAND FLYING TIGERS (A)

Florida State League
 2125 N. Lake Avenue
 Lakeland, FL 33805
 (863) 686-8075
 (863) 688-9589 (FAX)

Manager Dave Huppert
 Pitching Coach..... Mike Maroth
 Hitting Coach Larry Herndon
 Athletic Trainer Corey Tremble



2012 AFFILIATES



WEST MICHIGAN WHITECAPS (A)

Midwest League
4500 West River Drive
Comstock Park, MI 49321
(616) 784-4131
(616) 784-4911 (FAX)

Manager Ernie Young
Pitching Coach Mark Johnson
Hitting Coach Scott Dwyer
Athletic Trainer T.J. Saunders

CONNECTICUT TIGERS (A)

New York-Penn League
14 Stott Avenue
Norwich, CT 06360
(860) 887-7962
(860) 886-5996 (FAX)

Manager Andrew Graham
Pitching Coach Jorge Cordova
Hitting Coach Mike Rabelo
Athletic Trainer T.J. Obergefell

GULF COAST LEAGUE TIGERS (Rookie)

Gulf Coast League
2125 N. Lake Avenue
Lakeland, FL 33805
(863) 686-8075
(863) 688-9589 (FAX)

Manager Basilio Cabrera
Pitching Coach Greg Sabat
Hitting Coach Nelson Santovenia
Athletic Trainer Jason Schwartzman

DOMINICAN SUMMER LEAGUE TIGERS (Rookie)

Dominican Summer League

Coordinator, Academy Oliver Arias
Administrative Assistant, Academy Jimmy Ortiz
Manager Rafael Martinez
Pitching Coach Jose Parra
Hitting Coach Ramon Espinosa
Infield Coach Carmelo Jaime
Catching Coach Reynolds Guzman
Trainer Luis Reyes
Strength/Conditioning Coach Rafael Suero

VENEZUELAN SUMMER LEAGUE TIGERS (Rookie)

Venezuelan Summer League

Academy Administrator Oscar Garcia
Manager Rafael Gil
Pitching Coach Carlos Bohorquez
Hitting Coach Josman Robles
Infield Coach Carlos Quintero
Trainer Luis Rodriguez



PLAYER DEVELOPMENT
AND SCOUTING



2011 TIGERS MINOR LEAGUE RECAP

The Tigers eight minor league affiliates, including the club's team in the Dominican Summer League and Venezuelan Summer League, combined to post an overall record of 389-445, a .466 winning percentage.

- Third baseman Nick Castellanos and lefthanded pitcher Drew Smyly were selected as the Tigers Minor League Player and Pitcher of the Year, respectively. Castellanos hit .312 (158x507) with 36 doubles, three triples, seven home runs and 76 RBI in 135 games with Single A West Michigan. Smyly saw action with Single A Lakeland and Double A Erie, compiling an 11-6 record, 2.07 ERA (126.0IP/29ER) and 130 strikeouts in 22 outings (21 starts).

TEAM-BY-TEAM RECORDS

Team	League	Division	Position	W	L	Pct.	GA/GB
Toledo	International (AAA)	West	4th	67	77	.465	-21.0
Erie	Eastern (AA)	Western	5th	67	75	.472	-13.0
Lakeland	Florida State (A)	North	5th - First Half 6th - Second Half	36 28	34 40	.514 .412	-11.0 -11.0
West Michigan	Midwest (A)	Eastern	6th - First Half 4th - Second Half	32 38	37 32	.464 .543	-8.5 -10.0
Connecticut	New York-Penn (A)	Stedler	t-1st	39	35	.527	—
GCL Tigers	Gulf Coast (Rookie)	North	3rd	29	31	.483	-8.0
DSL Tigers	Dominican (Rookie)	San Pedro de Macoris	3rd	25	41	.379	-25.5
VSL Tigers	Venezuelan (Rookie)	—	8th	28	43	.394	-11.5

2011 TIGERS MINOR LEAGUE PLAYERS AND PITCHERS OF THE YEAR

Team	Player	Pitcher
Toledo	Will Rhymes	Duane Below
Erie	Justin Henry	Jay Voss
Lakeland	Tony Plagman	Jared Wesson
West Michigan	Nick Castellanos	Kevin Eichhorn
Connecticut	Dean Green	Brennan Smith
GCL Tigers	Juaner Aguasvivas	Montreal Robertson
DSL Tigers	Alwin Delgado	Luis Hidalgo
VSL Tigers	Harold Castro	Yorfrank Lopez

2011 TIGERS MINOR LEAGUE PLAYERS AND PITCHERS OF THE MONTH

Month	Player, Team	Pitcher, Team
April	Andy Dirks, Toledo	Charlie Furbush, Toledo
May	Justin Henry, Erie	Jared Wesson, Lakeland
June	Nick Castellanos, West Michigan	Drew Smyly, Lakeland
July	Dean Green, Connecticut	Drew Smyly, Lakeland/Erie
August	Jordan Lennerton, Lakeland	Brennan Smith, Connecticut

2011 TIGERS MINOR LEAGUE PLAYERS AND PITCHERS OF THE WEEK

League	Player, Week	Pitcher, Week
International	Andy Dirks, April 25-May 1	Duane Below, May 2-8
Eastern	Justin Henry, May 9-15	Jay Voss, August 15-21
Florida State	Jordan Lennerton, August 15-21 Jordan Lennerton, August 29-September 5	Drew Smyly, June 6-12
Midwest	None	Kyle Ryan, July 25-31 Alex Burgos, August 22-28
New York-Penn	Tyler Collins, August 8-14	Luis Sanz, August 8-14 Wilson Palacios, August 15-21

PLAYER DEVELOPMENT AWARDS

DWIGHT LOWRY AWARD (PLAYER DEVELOPMENT MAN OF THE YEAR)

Year	Name	Position	Year	Name	Position
1996	Dwight Lowry	Fayetteville Manager	2004	Matt Walbeck	West Michigan Manager
1997	Mark Meleski	Lakeland Manager	2005	Jon Matlack	Pitching Coordinator
1998	Bruce Fields	West Michigan Manager	2006	Larry Parrish	Toledo Manager
1999	Glenn Ezell	Catching Coordinator	2007	Tom Brookens	West Michigan Manager
2000	Kevin Bradshaw	GCL Tigers Manager	2008	Glenn Adams	Erie Hitting Coach
2001	Doug Teter	Medical Coordinator	2009	Joe DePastino	West Michigan Manager
2002	Jon Matlack	Pitching Coordinator	2010	Gene Roof	Outfield/Baserunning Coordinator
2003	Jeff Jones	Toledo Pitching Coach	2011	Larry Herndon	Lakeland Hitting Coach



MINOR LEAGUE PLAYER OF THE YEAR

Year	Player	Team	Year	Player	Team
1996	Bubba Trammell	Jacksonville/Toledo	2004	Curtis Granderson	Erie
1997	Juan Encarnacion	Jacksonville	2005	Brent Clevlen	Lakeland
1998	Gabe Kapler	Jacksonville	2006	Cameron Maybin	West Michigan
1999	Javier Cardona	Jacksonville	2007	Jeff Larish	Erie
2000	Billy McMillon	Toledo	2008	Ryan Strieby	Lakeland
2001	Eric Munson	Erie	2009	Scott Sizemore	Erie/Toledo
	Michael Rivera	Erie	2010	Andy Dirks	Erie/Toledo
2002	Juan Tejeda	West Michigan	2011	Nick Castellanos	West Michigan
2003	Cody Ross	Toledo			

MINOR LEAGUE PITCHER OF THE YEAR

Year	Pitcher	Team	Year	Pitcher	Team
1996	Brian Moehler	Jacksonville	2003	Jon Connolly	West Michigan
1997	Francisco Cordero	West Michigan	2004	Wilfredo Ledezma	Erie
1998	Alan Webb	West Michigan	2005	Jordan Tata	Lakeland
1999	Francisco Cordero	Jacksonville	2006	Burke Badenhop	West Michigan
2000	Calvin Chipperfield	West Michigan	2007	Duane Below	West Michigan
	Andy Van Hekken	West Michigan	2008	Jon Kibler	West Michigan
2001	Nate Cornejo	Erie/Toledo	2009	Casey Crosby	West Michigan
2002	John Birtwell	West Michigan	2010	Adam Wilk	Lakeland/Erie
	Preston Larrison	Lakeland	2011	Drew Smyly	Lakeland/Erie

JIM CAMPBELL AWARD (MOST IMPROVED)

Year	Player	Year	Player	Year	Player
1996	Eric Dinyar	2002	Michael Rivera	2008	Casper Wells
1997	Jayson Bass	2003	Alex Trezza	2009	Brennan Boesch
1998	Matt Miller	2004	Kelly Hunt	2010	Charlie Furbush
1999	Max St. Pierre	2005	Brent Clevlen	2011	Duane Below
2000	Dayle Campbell	2006	Chris Maples		
2001	Omar Infante	2007	Deik Scram		

SCOUT OF THE YEAR

Year	Scout	Position	Year	Scout	Position
1996	John Mirabelli	Regional Scouting Supervisor	2005	Tim Grieve	Area Scout
1997	Ramon Pena	Latin American Coordinator	2006	Tim McWilliam	Area Scout
1998	Jack Hays	Area Scout	2007	Tom Osowski	Area Scout
1999	Dennis Lieberthal	Area Scout	2008	Mike Hankins	Regional Crosschecker - Midwest
2000	Lou Laslo	Area Scout			
2001	Steve Nichols	Area Scout	2009	Marty Miller	Area Scout
2002	Jerome Cochran	Area Scout	2010	Bill Buck	Area Scout
2003	Rob Guzik	National Crosschecker	2011	Jim Rough	Area Scout
2004	Steve Taylor	Area Scout			

TIGERS MINOR LEAGUE GOLD GLOVE WINNERS

<p>Pitcher</p> <p>Nate Cornejo, 2000-01 Casey Crosby, 2011 David Darwin, 1999 Freddy Dolsi, 2007 P.J. Finigan, 2006 Luke French, 2008 Craig Johnson, 1998 Dave Melendez, 1997 Luke Putkonen, 2010 Homer Rivera, 2002 Dallas Trahern, 2005 Virgil Vasquez, 2004 Brayan Villarreal, 2009 Joel Zumaya, 2003</p> <p>Catcher</p> <p>Alex Avila, 2009 Rob Brantly, 2011 Javier Cardona, 1997 Brandon Inge, 1999-2000 Mike Rabelo, 2003, 2006 Michael Rivera, 1998, 2001 Julio Rodriguez, 2010 Dusty Ryan, 2008 Danilo Sanchez, 2005</p>	<p>Dane Sardinha, 2007 Max St. Pierre, 2002, 2004</p> <p>First Base</p> <p>Derek Baker, 2001 Rawley Bishop, 2010-11 Robert Fick, 1997 Alejandro Freire, 1998, 2000 Kelly Hunt, 2004-05 Jeff Larish, 2006-08 Jordan Lennerton, 2009 Dave McCarty, 1999 Rafael Mendez, 2003 Eric Munson, 2002</p> <p>Second Base</p> <p>Francisco Castro, 2003 Juan Francia, 2005 Justin Henry, 2010 Michael Hollimon, 2007 Carlos Jimenez, 2000 Jose Macias, 1997-98 Gilberto Mejia, 2004 Ronnie Merrill, 2001 Will Rhymes, 2006, 2008, 2011 Pedro Santana, 1999 Scott Sizemore, 2009</p>	<p>Scott Tousa, 2002</p> <p>Third Base</p> <p>Wade Gaynor, 2010-11 Jack Hannahan, 2001-02, 2004 Mike Hessman, 2006-08 Kody Kirkland, 2003, 2005 Bryan Pounds, 2009 Brian Rios, 1999 Brant Ust, 2000 Carlos Villalobos, 1997-98</p> <p>Shortstop</p> <p>Brent Dlugach, 2005 Tony Giarratano, 2004 Juan Gonzalez, 2003 Michael Hollimon, 2006 Omar Infante, 2000-02 Cale Iorg, 2008, 2010 Derek Mitchell, 1997-98 Gustavo Nunez, 2009, 2011 Ramon Santiago, 1999, 2007</p> <p>Outfield</p> <p>Kurt Airoso, 1999 Glen Barker, 1997-98 Vince Blue, 2003-05</p>	<p>Brennan Boesch, 2009 Jesus Cedenio, 1997 Brent Clevlen, 2005 Andy Dirks, 2010 Juan Encarnacion, 1997 Daniel Fields, 2010 Jeff Frazier, 2005 Curtis Granderson, 2004 Ben Guez, 2009, 2011 Gorkys Hernandez, 2007 Jamie Johnson, 2010-11 Matt Joyce, 2006-07 Gabe Kapler, 1998 Rod Lindsey, 1998-99 Nook Logan, 2002-03 Cameron Maybin, 2006 Victor Mendez, 2004 Kyle Peter, 2008 Wilkin Ramirez, 2008 Corey Richardson, 2000-02 Cody Ross, 2000-02 Deik Scram, 2009 Clete Thomas, 2006-07, 2011 Andres Torres, 1999-2001 Casper Wells, 2008</p>
---	--	---	---



TIGERS MINOR LEAGUE COORDINATORS

KEVIN BRADSHAW

Field Coordinator

Kevin Bradshaw returns for his second season as the minor league field coordinator in 2012 after he spent three seasons as the organization's minor league infield coordinator (2008-10).

Prior to assuming the role of infield coordinator in 2008, he spent 14 seasons as a manager in the Tigers system, including the 2007 season with Single A Lakeland.

Bradshaw managed the North Shore Honu in the Hawaii Winter League following the 2007 season, guiding the club to a 26-12 record and the league's championship. Additionally, he managed the Peoria Javelinas in the Arizona Fall League following the 2009 season, winning the league's championship and posting an 18-14 record.

He spent three seasons (2004-06) as the manager of the Gulf Coast League Tigers, leading the club to a North Division title in 2006. Prior to his three-year stint with the Gulf Coast League Tigers, he spent two seasons as the manager at Double A Erie (2002-03).

Named the 2000 Dwight Lowry Award winner as the Tigers Player Development Man of the Year, Bradshaw led the 2000 Gulf Coast League Tigers to a second-place finish in the Eastern Division with a record of 34-26. In 1999, he led Single A Oneonta to within a single game of the New York-Penn League playoffs in its first year as a Detroit affiliate.

Bradshaw has spent his entire baseball career with the Tigers organization, serving as minor league field coordinator for one season, managing for 14 seasons, coaching for seven seasons and playing four years as a Tigers farmhand. He began his coaching career in 1990 with the Double A London squad when the team went on to win the Eastern League title. During the next four seasons Bradshaw coached four different teams; Bristol in 1991, Toledo in 1992, Lakeland in 1993 and Trenton in 1994.

As a player, Bradshaw worked his way up to the Triple A level before a torn achilles tendon prompted him to retire. Prior to his retirement, he played four seasons in the minor leagues, compiling a .241 batting average.



JOE DEPASTINO

Catching Coordinator

Joe DePastino will serve as the minor league catching coordinator in 2012, his second season in that role and his fifth season in the Tigers organization.

He joined the Tigers organization in 2008 as the manager at Single A West Michigan, guiding the Whitecaps to the Midwest League playoffs during each of his three seasons. DePastino's assignment as the manager at West Michigan was his first professional managing or coaching assignment.

He played 13 seasons professionally after being selected by the Boston Red Sox in the seventh round of the June 1992 draft. Primarily a catcher in his career, DePastino played at the minor league level with the Red Sox (1992-99), Baltimore Orioles (2000), Houston Astros (2000), New York Mets (2002-03), Atlanta Braves (2004) and Toronto Blue Jays (2005).

DePastino reached the majors with the Mets in 2003, appearing in two games with the club.



TOBY HARRAH

Hitting Coordinator

Toby Harrah returns for his ninth season as the minor league hitting coordinator, a position he previously held with the Tigers organization for two seasons (1997-98).

In 2003, he served as a coach for the Fort Worth Cats, an independent league club in the Central League. Harrah was the Colorado Rockies bench coach under Buddy Bell for three seasons (2000-02) after spending the 1999 season as the Cincinnati Reds roving minor league hitting instructor.

Harrah joined the Tigers organization in 1997 after one season as the third base coach with the Cleveland Indians in 1996. He joined the staff in Detroit as the hitting coach on July 31, 1998, after Larry Herndon was dismissed.

He was named the International League's manager of the year in 1995 after leading Triple A Norfolk of the New York Mets organization to an 86-56 record.

Harrah spent eight seasons (1987-94) as a manager, coach and hitting instructor in the Texas Rangers organization following his retirement in 1986. Harrah managed Triple A Oklahoma City in 1987-88 before joining the Rangers major league coaching staff as the first base coach in 1989. After three seasons as the first base coach, Harrah was named the bench coach for the 1992 season. He served as the club's interim manager during the second half of the 1992 season following the firing of Bobby Valentine on July 9 and the club finished 32-44 during his tenure. Harrah spent his final two seasons in the Texas organization as a roving minor league hitting instructor.

A four-time all-star (1972, 1975-76, 1982) during his 17-year major league career, Harrah finished with a .264 batting average and 195 home runs. He saw action with the Washington Senators (1969, 1971), Rangers (1972-78, 1985-86), Indians (1979-83) and New York Yankees (1984) during his career.

Harrah was inducted into the Texas Baseball Hall of Fame in 1988.



CENTERING ON FRUSTRATION

Of the 1,936 home runs hit at Comerica Park in its first 12 seasons, just 47 have cleared the center field wall. The eight-foot, six-inch center field wall runs from left-center field to the out-of-town scoreboard right below Comerica Park's giant water feature.

Of the 47 home runs, 24 have been hit by a Tigers player. Billy McMillon became the first Tigers player to accomplish the feat in the first inning off Boston's Rolando Arrojo on September 16, 2000.



AL NIPPER

Pitching Coordinator

Al Nipper joins the Tigers organization in 2012 to serve as the minor league pitching coordinator. Prior to joining the Tigers organization, he spent nine seasons with the Boston Red Sox organization. Nipper served as a special assignment pitching evaluator in Boston's scouting department over his final five seasons with the organization (2007-11). He served as the pitching coach with Single A Sarasota for two seasons (2003-04), before he spent one season as Boston's minor league pitching coordinator in 2005 and as the club's major league bullpen coach in 2006.

Nipper began his professional coaching career by serving as a minor league pitching coach in the Red Sox organization for six seasons (1992-97). He also served as Boston's major league pitching coach during his first tenure with the organization, doing so July 1995-April 1996. Nipper was the minor league pitching coordinator for the Texas Rangers organization for three seasons (1998-2000), before he worked two seasons as the major league pitching coach for the Kansas City Royals (2001-02).

He pitched seven seasons at the major league level with the Red Sox (1983-87), Chicago Cubs (1998) and Cleveland Indians (1990). Nipper was selected by Boston in the eighth round of the June 1980 draft.



BRIAN PETERSON


Performance Enhancement Instructor

Brian Peterson joined the Tigers organization as the performance enhancement instructor in 2003. The 2012 season marks Peterson's 31st season in professional baseball.

Prior to his appointment as the Tigers performance enhancement instructor, he spent nine seasons in the Marlins organization (1993-2001). During his tenure with the Marlins, Peterson served as the pitching coach for Single A Kane County (1993-97) and Double A Portland (1998) before being named the performance enhancement instructor (1999-2001).

His coaching career began with Kansas City's Double A affiliate in Memphis during the 1990-91 seasons as the club's pitching coach. In 1992, he was the pitching coach with Salt Lake, an independent team in the Rookie level Pioneer League.

Peterson has a master's degree in counseling psychology from the University of South Dakota.



GENE ROOF

Outfield/Baserunning Coordinator

Gene Roof begins his 27th season in the Tigers organization in 2012. He will serve as the minor league outfield/baserunning coordinator, a role he returned to in 2001 after last holding the position early in the 1997 season.

In 2000, Roof managed Double A Jacksonville and led the Suns to the East Division title in the second half of the season. The Suns advanced to the Southern League Championship Series, narrowly being defeated by the West Tenn Diamond Jaxx. He managed Triple A Toledo from 1997-99 after he took over as the Mud Hens manager in June of 1997 when Glenn Ezell left the team to undergo heart surgery. Before taking over for Ezell, Roof had served as the minor league outfield/baserunning coordinator since 1996.

Prior to his appointment as the minor league outfield/baserunning coordinator, Roof spent four seasons (1992-95) as Detroit's major league first base coach. Roof also spent one season as the manager for Double A London (1991) and two seasons at Single A Fayetteville (1989-90).

As a player, Roof played in parts of three seasons for the St. Louis Cardinals (1981-83) and Montreal Expos (1983). He collected a base hit in his first major league plate appearance on September 5, 1981, off the Dodgers Jerry Reuss. Gene is one of five Roof brothers to play professional baseball. His brother Phil spent 15 years in the majors as a catcher.

Roof's eldest son, Shawn, signed with the Tigers after being selected in the 33rd round of the 2007 Major League Baseball First-Year Player Draft. His middle son, Eric, signed with the Tigers after being selected in the 18th round of the 2009 Major League Baseball First-Year Player Draft. His youngest son, Jonathan, signed with the Texas Rangers after being selected in the eighth round of the 2010 Major League Baseball First-Year Player Draft.



PLAYER DEVELOPMENT
AND SCOUTING



TIGERS MINOR LEAGUE COORDINATORS

DR. GEORGE CARLO

Performance Coach

Dr. George Carlo enters his seventh season as a performance coach with the Tigers organization in 2012.

His training and experience cover medicine, neurophysiology and clinical research along with more than 35 years in athletics and mind-body performance.

In football, Carlo coached defensive ends and linebackers at the University of Buffalo for three years (1977-79) and he was an athletic advisor at the University of Arkansas for four years (1979-82).

He served as a performance consultant to field personnel in several United States government agencies including the Department of Defense, the Central Intelligence Agency and the Federal Bureau of Investigation through 1994.

Carlo worked in college basketball while at the George Washington University School of Medicine and Health Sciences for nine years (1994-2002). Additionally, he was a performance advisor to professional golfers on Jack Nicklaus' Golden Bear Tour, and he still remains an advisor to golfers on the PGA Tour.

His expertise is in nervous and muscular system function during performance and he has published more than 200 papers in health sciences, written four books and is the developer of the Secrets of Champions sports performance programs.



SHARON LOCKWOOD

International Player Programs Coordinator

Sharon Lockwood enters her fourth season with the Tigers organization as the international player programs coordinator, her 15th season in professional baseball.

She is responsible for developing and implementing the Tigers acculturation program, which includes programs in the United States, Venezuela and the Dominican Republic. In her role, Lockwood provides the foundation for all Latin American and International players, which includes English, adapting to life in the United States and a broader base of life skills learning.

Lockwood began her career in baseball as an English teacher to Latin American players with the Kansas City Royals in Baseball City (1997-99). Additionally, she worked for the Cleveland Indians as an English teacher to Latin American players during Spring Training, extended Spring Training and the Gulf Coast League season in Winter Haven (1998-2008).

She received her bachelor's degree from the University of Central Florida, an interdisciplinary degree in humanities, foreign languages, music and art history. Lockwood earned a master's degree in applied linguistics from the University of South Florida.

Lockwood has a professional teaching certificate in the state of Florida and has taught at Winter Haven High School.

She has three children: Meredith (5/14/83), Patrick (5/6/85) and his wife Molly, and Robert (8/24/87).



BACK-TO-BACK-TO-BACK HOME RUNS

Players	Date	Opponent	Inning
Roy Cullenbine, Dick Wakefield, Hoot Evers	April 23, 1947	vs. Chicago White Sox	8th
Harvey Kuenn, Earl Torgeson, Charlie Maxwell	July 7, 1956	at Chicago White Sox	7th
Norm Cash, Steve Boros, Dick Brown	May 23, 1961	at Minnesota Twins	9th
Jim Northrup, Norm Cash, Willie Horton	April 17, 1971	vs. Boston Red Sox	7th
Aurelio Rodriguez, Al Kaline, Willie Horton	June 27, 1972	vs. New York Yankees	1st
Al Kaline, Bill Freehan, Mickey Stanley	July 29, 1974	at Cleveland Indians	1st
Kirk Gibson, Lance Parrish, Darrell Evans	July 8, 1986	at Minnesota Twins	4th
Alan Trammell, Kirk Gibson, John Grubb	July 31, 1986	at Cleveland Indians	5th
John Grubb, Matt Nokes, Bill Madlock	June 28, 1987	vs. Baltimore Orioles	9th
Alan Trammell, Cecil Fielder, Gary Ward	August 7, 1990	at Toronto Blue Jays	9th
Alan Trammell, Cecil Fielder, Mickey Tettleton	April 20, 1992	at Baltimore Orioles	3rd
Robert Fick, Juan Encarnacion, Shane Halter	June 24, 2001	vs. Minnesota Twins	2nd

Courtesy Detroit Tigers Lists and More: Runs Hits and Eras by Mark Pattison and Dave Raglin



DUSTIN CAMPBELL

Medical Coordinator

Dustin Campbell will serve as the minor league medical coordinator in 2012, his fourth season in the position and his 10th season with the organization.

He served as the trainer for one season each with the Gulf Coast League Tigers (2003), Single A Oneonta (2004) and Single A West Michigan (2005), before spending three seasons as the trainer at Single A Lakeland (2006-08).

Campbell completed his undergraduate work in December of 2000 at West Texas A&M University, while he completed his master's degree at West Texas A&M University in 2003. He worked as a graduate assistant athletic trainer at West Texas A&M University prior to joining the Tigers organization.

He is a certified athletic trainer, licensed athletic trainer in the state of Texas, first aid and CPR certified and an approved clinical instructor for athletic training education.

He and his wife Elizabeth reside in Lakeland, FL.



CHRIS WALTER

Strength and Conditioning Coordinator

Chris Walter enters his eighth season as the Tigers minor league strength and conditioning coordinator in 2012.

Prior to joining the Tigers, he spent four seasons with the Cleveland Indians organization working as a minor league strength and conditioning coach with Single A Kinston (2001), Double A Akron (2002, 2004) and Single A Mahoning Valley (2003).

Walter received his bachelor's degree from the University of Akron in 1999 in physical education with a concentration in coaching and strength and conditioning.

He is a certified strength and conditioning specialist through the National Strength and Conditioning Association.



STEVE CHASE

Assistant Strength and Conditioning Coordinator

Steve Chase enters his eighth season with the Tigers organization, his fourth as the assistant strength and conditioning coordinator.

He served as a strength and conditioning coordinator with Single A Lakeland (2005), Double A Erie (2006-07) and Triple A Toledo (2008) prior to being named to his current position.

Chase received his bachelor's degree from Grand Valley State University in physical education with an emphasis on fitness and wellness.

He is a certified strength and conditioning specialist through the National Strength and Conditioning Association.



PLAYER DEVELOPMENT
AND SCOUTING

LONGEST STREAKS WITHOUT A LOSS

Jeremy Bonderman went 17 straight starts September 10, 2006-June 20, 2007 without suffering a loss, matching Wild Bill Donovan for the second-longest such streak in club history. Donovan's 17-start stretch without suffering a loss was September 6, 1907-July 7, 1908.

Bobo Newsom holds the club record with 18 straight starts without suffering a loss April 25-July 17, 1940.

Courtesy of the Elias Sports Bureau



TOLEDO MUD HENS (AAA)

PHIL NEVIN

Toledo Manager

Phil Nevin will serve as the manager of Triple A Toledo during the 2012 season, his second season with the Mud Hens and third season as a manager in the Tigers organization.

Nevin joined the Tigers organization as the manager of Double A Erie in 2010.

He served as the manager of the Orange County Flyers in the Golden Baseball League, an independent league, in 2009.

Nevin spent 12 seasons at the major league level with the Houston Astros (1995), Tigers (1995-97), Anaheim Angels (1998), San Diego Padres (1999-2005), Texas Rangers (2005-06), Chicago Cubs (2006) and Minnesota Twins (2006). He finished his career with a .270 batting average, 208 home runs and 743 RBI in 1,217 games.

He was selected by the Astros with the first overall pick in the 1992 Major League Baseball First-Year Player Draft.



RECORD AS A MANAGER

Year	Club	League	W	L	Pct.	Position
2009	Orange County Flyers	Golden Baseball	37	39	.486	Third / Fourth
2010	Erie SeaWolves	Eastern	66	76	.465	Sixth
2011	Toledo Mud Hens	International	67	77	.465	Fourth

LEON "BULL" DURHAM

Toledo Hitting Coach

Leon "Bull" Durham returns for his 12th season both as a coach at Triple A Toledo and with the Tigers organization in 2012. He served as a coach for Team USA during the Pan American Qualifying Tournament in 2010.

Prior to joining the Tigers organization in 2001, Durham spent five seasons as a coach in the Anaheim Angels organization. Durham was a coach with Triple A Edmonton (1999-2000), and was previously a coach with Triple A Vancouver in 1997-98 and Single A Lake Elsinore during the 1996 season.

He played 10 seasons in the major leagues with St. Louis (1980, 1989), the Chicago Cubs (1981-88) and Cincinnati (1989). Durham finished his major league career with a .277 batting average and 147 home runs.

Durham belted 20-or-more home runs in five of his seasons, including a career-high 27 home runs during the 1987 season. He belted two home runs during the National League Championship Series in 1984 as the Cubs lost to San Diego in five games. He was selected to the National League All-Star team twice in his career, 1982 and 1983. Durham was named to The *Sporting News*' Silver Slugger team following the 1982 season after he batted a career-high .312 with 22 home runs.



A.J. SAGER

Toledo Pitching Coach

Former Tigers pitcher A.J. Sager returns for his fifth season as the pitching coach at Triple A Toledo in 2012, his 11th season in the organization. He spent his first five seasons (2002-06) in the organization as the pitching coach with Single A West Michigan, before serving in that same capacity with Double A Erie in 2007.

He pitched professionally for 12 seasons (1988-99), logging time in the San Diego, Colorado, Detroit and Cincinnati organizations.

In 123 lifetime major league appearances with San Diego (1994), Colorado (1995) and Detroit (1996-98), Sager posted a 12-15 record, 5.36 ERA and five saves.

Sager served as color analyst for the University of Toledo football radio network for eight seasons (2000-07).



LOWRY REMEMBERED WITH TIGERS MAN OF THE YEAR AWARD

The Detroit Tigers family suffered a tragic loss during the 1997 season when Jamestown Jammers manager Dwight Lowry collapsed and died suddenly at his home in Jamestown, NY, on July 10.

Shortly after Lowry's death, the Tigers renamed their annual Player Development Man of the Year Award in his honor.

Lowry, who was 39 at the time of his death, had been tabbed the club's inaugural Player Development Man of the Year in 1996 after leading the Single A Fayetteville Generals to a second-half division title and a South Atlantic League post-season berth.

Lowry was in his fourth season as a manager in the Tigers minor league system and he had also spent parts of four seasons as a player with Detroit, including the 1984 World Championship campaign. Lowry is survived by his wife Pamela and children Sesilie, Amanda and Zachary.

TOLEDO MUD HENS (AAA)



THE SEASON: The Mud Hens posted a 67-77 record (.465), finishing fourth in the International League's West Division. Second baseman Will Rhymes was selected to the league's mid-season all-star squad.

THE BATS: Toledo led the International League with 139 stolen bases. Rhymes tied for seventh in the league with a .306 batting average. Outfielder Timo Perez finished fifth in the league with 144 hits, while he tied for ninth with a .304 batting average. Outfielder Andy Dirks was selected the International League Player of the Week for April 25-May 1 after hitting .433 (13x30) with three doubles, a home run and five RBI in seven games.

THE ARMS: Lefthanded pitcher Andy Oliver tied for third in the International League with 143 strikeouts. Lefthanded pitcher Duane Below was tabbed the International League Pitcher of the Week for May 2-8 after he finished 1-0 with a 1.93 ERA (14.0IP/3ER) and 16 strikeouts in two starts.

PLAYER	AVG	G	AB	R	H	2B	3B	HR	RBI	BB	IBB	SO	SB	CS	OBP	SLG	SF	SH	HP	GAMES BY POSITION									
																				DP	1B	2B	3B	SS	OF	C	E		
Ciriaco, Audy	.093	14	54	2	5	0	0	0	2	2	0	15	0	1	.138	.093	1	0	1	2	0	0	0	14	0	0	3		
Diaz, Argenis	.279	98	340	45	95	17	2	0	25	41	0	61	3	5	.356	.341	3	5	1	13	0	17	39	42	0	0	17		
Dirks, Andy	.325	41	157	30	51	8	1	7	24	12	0	28	12	2	.368	.522	2	1	0	1	0	0	0	0	41	0	2		
Guez, Ben	.278	95	316	41	88	27	3	3	32	21	0	72	10	9	.333	.411	2	3	6	6	0	0	0	0	91	0	3		
Guillen, Carlos	.347	14	49	9	17	6	0	1	9	6	0	10	1	0	.418	.531	0	0	0	1	0	11	0	0	0	0	1		
Henry, Justin	.421	6	19	5	8	2	0	0	1	3	0	2	2	1	.500	.526	0	0	0	0	0	3	1	0	1	0	2		
Inge, Brandon	.287	29	108	18	31	4	0	7	19	17	0	30	0	0	.389	.519	0	0	1	0	0	0	0	24	0	0	1		
Iorg, Cale	.208	88	312	33	65	18	1	5	21	15	0	79	12	7	.254	.321	3	4	5	7	0	2	1	82	2	0	20		
Kunkel, Jeff	.075	19	53	2	4	0	0	1	2	2	0	13	0	0	.125	.132	0	0	1	1	0	0	0	0	0	0	19	0	
Martinez, Victor	.500	2	6	1	3	1	0	0	2	1	0	1	0	0	.500	.667	1	0	0	1	0	0	0	0	0	0	0	0	0
Murrian, John	.133	14	45	2	6	2	0	0	4	1	0	12	0	0	.149	.178	1	0	0	1	0	0	0	0	0	0	14	1	
Nicolas, Cesar	.100	7	20	2	2	0	0	0	2	3	0	9	0	0	.269	.100	1	0	2	0	1	0	2	0	0	0	0	0	0
Ordonez, Magglio	.297	9	37	3	11	1	0	2	6	2	0	9	0	0	.333	.486	0	0	0	2	0	0	0	0	0	6	0	1	
Perez, Timo	.304	122	473	43	144	32	0	6	50	29	1	41	16	2	.344	.410	4	9	2	19	0	0	0	0	74	0	2		
Pounds, Bryan	.287	29	101	8	29	5	0	4	11	8	0	33	4	1	.336	.455	1	0	0	3	0	0	21	0	5	0	4		
Rhymes, Will	.306	104	405	57	124	17	4	3	24	46	1	46	13	8	.377	.390	3	8	2	7	0	89	0	0	8	0	4		
Salazar, Jeff	.226	66	217	39	49	10	1	6	30	38	1	62	15	4	.342	.364	1	5	1	2	0	0	0	0	64	0	2		
Santos, Omir	.245	49	151	12	37	5	0	2	16	3	0	29	0	0	.259	.318	3	5	1	2	0	0	0	0	0	0	48	3	
Scram, Deik	.267	21	45	4	12	5	0	1	4	13	0	10	0	0	.431	.444	0	0	0	0	0	0	0	0	19	0	0		
Sizemore, Scott	.408	23	76	17	31	7	1	2	15	12	0	19	3	1	.495	.605	1	1	2	1	0	22	0	0	0	0	3		
St. Pierre, Max	.207	77	232	17	48	6	0	4	25	14	0	40	0	1	.257	.284	4	7	3	1	0	0	0	0	0	0	77	2	
Strieby, Ryan	.255	130	487	66	124	28	0	19	76	60	1	171	5	2	.341	.429	4	0	6	12	11	0	0	0	0	0	6		
Thomas, Clete	.251	113	367	37	92	15	2	12	53	32	0	130	20	3	.314	.401	2	2	3	1	0	0	0	0	106	0	2		
Thorman, Scott	.240	109	388	41	93	11	1	13	58	27	3	80	9	4	.289	.374	2	0	1	8	33	0	0	0	0	31	0	2	
Timpner, Clay	.111	13	27	3	3	0	0	0	1	4	0	3	1	0	.226	.111	0	0	0	1	0	0	0	0	0	11	0	0	
Wells, Casper	.370	7	27	4	10	2	2	2	6	3	0	8	0	0	.433	.815	0	0	0	0	0	0	0	0	7	0	1		
Worth, Danny	.256	86	309	45	79	19	4	8	37	36	0	86	13	2	.338	.421	1	8	3	3	0	12	60	9	0	0	13		

PITCHER	W-L	ERA	G	GS	CG	SHO	SV	IP	H	R	ER	HR	HB	BB	IBB	SO	BK	WP	AVG	AB	TBF	SF	GF	LD
Albuquerque, Al	0-0	1.93	4	0	0	0	0	4.2	5	1	1	0	1	2	0	10	0	0	.263	19	22	0	3	0
Below, Duane	9-4	3.13	18	18	0	0	0	115.0	99	42	40	12	5	37	0	83	0	0	.232	426	472	4	0	0
Coke, Phil	0-0	5.06	1	1	0	0	0	5.1	8	3	3	0	0	2	0	6	0	0	.348	23	25	0	0	0
Feeney, Trevor	0-1	27.00	1	1	0	0	0	2.2	11	8	8	2	0	1	0	3	0	0	.611	18	20	1	0	0
Furbush, Charlie	5-3	3.17	10	9	2	1	0	54.0	35	21	19	7	1	16	0	61	0	4	.180	194	212	0	0	0
Gagnier, L.J.	1-3	7.44	8	5	0	0	0	32.4	44	29	27	6	1	11	0	22	2	0	.319	138	154	4	0	0
Garcia, Ramon	1-3	3.92	10	7	0	0	0	43.2	48	20	19	5	0	14	0	26	1	1	.279	172	187	1	0	0
Gonzalez, Enrique	4-6	5.48	35	3	0	0	13	47.2	52	30	29	7	1	21	3	60	0	2	.284	183	209	3	25	0
Hoffman, Matt	2-5	3.18	49	0	0	0	0	62.1	60	26	22	3	4	23	5	46	0	0	.253	237	270	1	14	10
Marte, Luis	1-0	5.40	2	0	0	0	0	3.1	3	2	2	0	1	4	1	2	0	0	.231	13	18	0	1	0
Ni, Fu-Te	6-3	3.24	34	12	0	0	0	111.0	106	46	40	10	3	34	1	93	0	3	.245	432	473	4	3	4
Oliver, Andrew	8-12	4.71	26	26	0	0	0	147.0	149	83	77	15	4	80	0	143	1	13	.272	548	646	9	0	0
Oliveros, Lester	1-3	6.43	22	0	0	0	5	28.0	37	20	20	7	0	17	3	26	0	1	.316	117	136	0	16	1
Ortega, Jose	1-3	6.30	33	0	0	0	0	50.0	61	41	35	7	3	27	1	44	0	2	.310	197	233	5	11	2
Oxspring, Chris	0-1	6.53	8	3	0	0	0	20.2	25	16	15	3	0	9	0	20	1	0	.294	85	94	0	2	0
Perry, Ryan	3-0	3.03	20	0	0	0	7	32.2	24	12	11	1	1	9	1	30	0	2	.207	116	127	1	12	1
Purcey, David	0-0	2.38	8	0	0	0	0	11.1	11	3	3	0	1	5	0	7	0	0	.262	42	48	0	0	2
Robowski, Ryan	0-0	0.00	1	0	0	0	0	1.0	1	0	0	0	0	0	0	1	0	0	.333	3	4	0	0	0
Ruffin, Chance	0-0	1.84	13	0	0	0	0	14.2	14	4	3	1	0	6	0	17	0	1	.241	58	65	0	9	0
Schlereth, Daniel	1-0	0.77	8	0	0	0	0	11.2	6	1	1	0	0	5	1	18	0	1	.154	39	45	0	1	4
Simons, Zach	0-1	5.11	8	0	0	0	1	12.1	10	7	7	4	0	10	0	10	0	0	.213	47	57	0	5	0
Teufel, Shawn	1-0	0.00	1	1	0	0	0	6.0	3	0	0	0	0	3	0	7	0	1	.136	22	25	0	0	0
Thomas, Brad	0-1	3.48	8	0	0	0	0	10.1	10	4	4	1	2	6	1	12	0	1	.256	39	48	0	2	4
Thorman, Scott	0-0	0.00	1	0	0	0	0	1.0	1	0	0	0	0	1	0	0	0	0	.250	4	5	0	1	0
Turner, Jacob	1-0	3.12	3	3	0	0	0	17.1	15	6	6	1	0	3	0	20	0	2	.227	66	69	0	0	0
Villarreal, Brayson	3-5	5.05	17	10	0	0	0	66.0	65	40	37	6	11	29	0	40	0	6	.261	249	290	1	3	0
Weber, Thad	5-11	5.65	27	27	1	0	0	151.1	176	98	95	28	5	49	1	111	1	4	.290	606	667	3	0	0
Weinhardt, Robbie	1-4	6.49	24	0	0	0	1	34.2	36	31	25	3	7	14	1	31	0	3	.257	140	162	1	14	2
Wilk, Adam	8-6	3.24	18	18	0	0	0	102.2	105	45	37	15	3	14	0	76	0	3	.262	401	422	2	0	0
Wise, Brendan	5-2	1.90	50	0	0	0	1	61.2	57	16	13	3	3	28	1	39	1	3	.256	223	255	1	19	8

PLAYER DEVELOPMENT
AND SCOUTING



ERIE SEAWOLVES (AA)

CHRIS CRON

Erie Manager

Chris Cron returns for his second season with the Tigers organization as the manager at Double A Erie in 2012. He served as the hitting coach for the Salt River Rafter in the Arizona Fall League in 2011.

Prior to joining the Tigers organization, he managed for 16 seasons at the minor league level with the Chicago White Sox (1995-99, 2003-10) and Colorado Rockies (2000-02). He guided his club to the post-season in seven of the 16 seasons and his club captured the Pioneer League championship in 2008.

Cron has been tabbed his league's manager of the year twice during his career, earning the honor in the Carolina League in 1998 and the Pioneer League in 2010.

He played professionally for 12 seasons before beginning his managing career, seeing action at the minor league level with the Atlanta Braves (1984-86), California Angels (1987-91), White Sox (1992-93, 1995) and Cleveland Indians (1994). Cron saw action at the major league level in both 1991 with the Angels and 1992 with the White Sox.

His son, C.J., signed with the Los Angeles Angels of Anaheim after being selected in the first round of the 2011 Major League Baseball First-Year Player Draft.



RECORD AS A MANAGER

Year	Club	League	W	L	Pct.	Position
1995	Bristol White Sox	Appalachian	28	39	.418	Fourth
1996	Hickory Crawdads	South Atlantic	55	85	.393	Sixth / Second
1997	Hickory Crawdads	South Atlantic	76	64	.543	Second / Second
1998	Winston-Salem Warthogs	Carolina	79	60	.568	First / First
1999	Birmingham Barons	Southern	73	67	.521	Fifth / Second
2000	Colorado Springs Sky Sox	Pacific Coast	74	68	.521	Second
2001	Colorado Springs Sky Sox	Pacific Coast	62	79	.440	Fourth
2002	Colorado Springs Sky Sox	Pacific Coast	58	86	.403	Fourth
2003	Great Falls White Sox	Pioneer	38	38	.500	Third / t-Second
2004	Kannapolis Intimidators	South Atlantic	69	70	.496	Sixth / Fifth
2005	Winston-Salem Warthogs	Carolina	77	64	.546	Second / First
2006	Birmingham Barons	Southern	59	81	.421	Fourth / Fourth
2007	Great Falls White Sox	Pioneer	51	24	.680	Second / First
2008	Great Falls Voyagers	Pioneer	39	37	.513	Third / t-First
2009	Great Falls Voyagers	Pioneer	42	34	.553	t-First / First
2010	Great Falls Voyagers	Pioneer	47	28	.627	First / First
2011	Erie SeaWolves	Eastern	67	75	.472	Fifth

RAY BURRIS

Erie Pitching Coach

Ray Burris returns to Double A Erie for his fifth season as the club's pitching coach, his seventh season in the Tigers organization. He served as the pitching coach at Single A Oneonta in 2006 and Single A West Michigan in 2007.

Burris served as the pitching coach with the Mesa Solar Sox in the Arizona Fall League in 2008 and the Surprise Rafter in the Arizona Fall League in 2010.

He served as a minor league pitching coach for the Milwaukee Brewers in 1988-89, before joining the major league staff as a bullpen coach for two seasons (1990-91). He also worked as a roving instructor, special assistant to the general manager, advance scout and community development employee for Milwaukee. He joined the Texas Rangers as an assistant pitching coach in 1992, before moving to the front office for three years (1993-95) as the special assistant for community development and special projects and as assistant to the vice president of community development.

Burris' most recent coaching assignment before joining the Tigers organization was as a roving pitching instructor at the minor league level with the St. Louis Cardinals for two seasons (2000-01).

He saw action with the Chicago Cubs (1973-79), New York Yankees (1979), New York Mets (1979-80), Montreal Expos (1981-83), Oakland Athletics (1984), Brewers (1985, 1987) and Cardinals (1986) in 15 seasons at the major league level.




JERRY MARTIN

Erie Hitting Coach

Jerry Martin returns for his second season with the Tigers organization in 2012 to serve as a coach with Double A Erie.

Prior to joining the Tigers organization, he spent 20 years as a coach at the minor league level with the Philadelphia Phillies. Martin began his coaching career with Rookie level Martinsville as a coach in 1990, before he spent eight seasons as the minor league roving hitting instructor (1991-98), two seasons as a coach with Single A Piedmont (1999-2000), three seasons as a coach with Triple A Scranton/Wilkes-Barre (2001-03) and six seasons as the minor league roving outfield coordinator (2004-09).

Martin spent 11 seasons at the major league level as an outfielder with the Phillies (1974-78), Chicago Cubs (1979-80), San Francisco Giants (1981), Kansas City Royals (1982-83) and New York Mets (1984).



ERIE SEAWOLVES (AA)



THE SEASON: The SeaWolves compiled a 67-75 record (.472) to finish in fifth place in the Eastern League's Western Division. Righthanded pitchers Chance Ruffin and Jacob Turner, lefthanded pitcher Casey Crosby, third baseman Francisco Martinez and outfielder Justin Henry were selected to the league's mid-season all-star squad. Turner and Martinez were tabbed to represent the Tigers organization in the Futures Game held prior to Major League Baseball's All-Star Game.

THE BATS: Henry finished second in the Eastern League with a .410 on-base percentage, while he was sixth with a .309 batting average. Henry was tabbed the Eastern League Player of the Week for May 9-15 after hitting .464 (13x28) with a double, triple and two RBI in seven games. Outfielder Jamie Johnson led the league with 93 runs scored and 84 walks, while he finished fifth with 147 hits. Shortstop Audy Ciriaco finished fourth in the league with eight triples.

THE ARMS: Turner finished sixth in the Eastern League with a 3.48 ERA, while lefthanded pitcher Jay Voss finished eighth with a 3.67 ERA. Voss was selected the Eastern League Pitcher of the Week for August 15-21 as he won both of his starts and posted 13 strikeouts in 12.0 scoreless innings. Voss and righthanded pitchers L.J. Gagnier and Mark Sorensen all tied for fifth in the league with one complete game. Gagnier tied for the league lead with one shutout.

PLAYER	AVG	G	AB	R	H	2B	3B	HR	RBI	BB	IBB	SO	SB	CS	OBP	SLG	SF	SH	HP	DP	GAMES BY POSITION															
																					1B	2B	3B	SS	OF	C	E									
Alvino, Billy	.000	1	3	0	0	0	0	0	0	0	0	0	0	0	.000	.000	0	0	0	0	0	0	0	0	0	0	0	0	0	0	0	1	0			
Bergolla, William	.174	6	23	3	4	1	0	0	2	1	0	7	0	0	.200	.217	1	0	0	0	0	0	0	0	0	0	6	0	0	0	0	0				
Bertram, Michael	.258	82	267	33	69	20	0	5	30	33	2	75	2	4	.348	.390	4	1	6	7	14	0	0	0	0	0	0	11	0	1	0	0				
Bishop, Rawley	.266	124	455	58	121	28	0	10	67	52	1	106	16	4	.347	.393	6	3	8	12	124	0	0	0	0	0	0	0	0	0	0	3	0			
Calderone, Adam	.213	28	94	4	20	5	1	1	11	5	0	19	4	0	.253	.319	0	0	0	3	0	0	0	0	0	0	0	27	0	0	2	0				
Ciriaco, Audy	.277	101	390	56	108	23	8	5	55	10	0	64	5	6	.301	.415	3	1	5	10	0	0	0	5	91	0	0	0	0	14	0	0				
Douglas, Brandon	.281	124	499	72	140	30	3	3	46	25	0	57	22	4	.320	.371	2	10	5	18	0	114	0	0	0	0	0	0	0	15	0	0				
Guez, Ben	.299	38	127	18	38	4	5	4	24	13	0	22	2	6	.372	.504	2	1	3	2	0	0	0	0	0	0	36	0	1	0	0	0				
Guillen, Carlos	.250	1	4	0	1	0	0	0	0	0	0	2	0	0	.250	.250	0	0	0	0	0	0	0	0	0	0	0	0	0	0	0	0	0			
Henry, Justin	.309	113	376	52	116	24	6	0	46	62	5	52	21	8	.410	.404	2	3	4	4	4	14	4	5	92	0	9	0	0	0	0	0	0			
Holaday, Bryan	.242	95	330	35	80	18	0	7	42	27	1	76	6	1	.304	.361	4	6	4	7	0	0	0	0	0	0	0	0	0	0	92	9	0			
Iorg, Cale	.167	26	84	8	14	1	0	2	6	4	0	28	2	1	.213	.250	0	1	1	1	0	3	3	14	7	0	6	0	0	0	0	0	0	0		
Johnson, Jamie	.275	137	534	93	147	33	5	4	51	84	0	92	14	12	.376	.378	6	2	6	12	0	0	0	0	137	0	3	0	0	0	0	0	0	0		
Kunkel, Jeff	.270	12	37	1	10	0	0	0	8	1	0	9	0	0	.317	.270	1	1	2	0	0	0	0	0	0	0	0	0	12	0	0	0	0	0		
Maggard, Zach	.000	1	1	0	0	0	0	0	0	0	0	1	0	0	.000	.000	0	0	0	0	0	0	0	0	0	0	0	0	0	0	0	0	0	0	0	
Martinez, Francisco	.282	91	348	63	98	14	4	7	46	19	0	80	7	8	.319	.405	2	2	1	4	0	0	89	0	0	0	0	27	0	0	0	0	0	0	0	
Murrian, John	.240	42	154	15	37	6	2	5	20	3	0	42	0	0	.263	.403	1	0	2	4	0	0	0	0	0	0	0	0	40	5	0	0	0	0	0	
Nunez, Gustavo	.215	34	121	13	26	3	0	2	8	5	0	27	4	3	.252	.289	0	4	1	5	0	7	0	26	0	0	3	0	0	0	0	0	0	0	0	
Pounds, Bryan	.273	90	326	48	89	25	1	5	40	41	0	81	0	4	.364	.402	4	0	8	9	5	0	38	0	9	0	4	0	0	0	0	0	0	0	0	
Retherford, C.J.	.176	5	17	2	3	1	0	0	2	0	0	2	0	0	.176	.235	0	0	0	0	0	3	0	0	0	0	0	0	0	0	0	0	0	0	0	
Rockett, Michael	.261	39	134	17	35	4	1	2	15	4	0	29	3	1	.284	.351	2	2	1	3	0	0	0	0	38	0	1	0	0	0	0	0	0	0	0	
Roof, Shawn	.278	61	151	17	42	5	1	0	13	12	0	19	6	8	.343	.325	0	4	3	3	0	10	6	6	24	0	3	0	0	0	0	0	0	0	0	
Scram, Deik	.258	67	213	40	55	12	4	7	39	39	2	68	3	1	.377	.451	2	1	3	4	0	0	0	0	46	0	0	0	0	0	0	0	0	0	0	
Wyatt, Brent	.162	22	68	7	11	2	0	1	8	9	0	19	2	1	.260	.235	0	0	0	0	0	0	0	0	21	0	0	0	0	0	0	0	0	0	0	0

PITCHER	W-L	ERA	G	GS	CG	SHO	SV	IP	H	R	ER	HR	HB	BB	IBB	SO	BK	WP	AVG	AB	TBF	SF	GF	LD
Brown, Brooks	3-9	5.67	17	17	0	0	0	93.2	111	68	59	10	4	27	0	65	0	6	.298	372	412	3	0	0
Crosby, Casey	9-7	4.10	25	25	0	0	0	131.2	122	68	60	11	5	77	0	121	0	7	.253	483	570	2	0	0
Feeney, Trevor	0-1	6.43	3	3	0	0	0	14.0	19	10	10	0	0	5	0	12	2	2	.322	59	65	1	0	0
Gagnier, L.J.	4-6	6.04	16	15	1	1	0	82.0	86	57	55	13	12	28	0	72	2	2	.267	322	369	6	0	0
Garcia, Ramon	3-3	4.57	23	7	0	0	0	61.0	61	32	31	8	3	16	0	49	0	2	.263	232	254	1	7	2
Gayhart, Jared	5-0	3.38	37	2	0	0	1	66.2	58	27	25	8	3	26	0	58	1	3	.244	238	274	4	14	4
Hamilton, Cory	1-2	7.80	11	0	0	0	0	15.0	19	21	13	1	4	15	0	8	0	2	.311	61	81	0	3	1
Hoffman, Matt	0-0	54.00	1	0	0	0	0	0.1	0	2	2	0	0	2	0	0	0	0	.000	1	3	0	0	1
Little, Matt	0-0	3.38	6	0	0	0	0	8.0	9	3	3	0	0	6	0	4	0	2	.321	28	34	0	4	0
Marte, Luis	3-0	1.70	23	1	0	0	3	53.0	29	10	10	3	1	18	0	68	1	3	.158	183	204	1	13	2
Oliveros, Lester	2-0	0.53	10	0	0	0	0	17.0	11	1	1	0	1	4	1	28	0	1	.193	57	63	0	6	0
Putkonen, Luke	1-7	7.57	11	11	0	0	0	52.1	68	50	44	8	2	22	0	23	0	2	.315	216	247	2	0	0
Robowski, Ryan	0-1	7.27	6	0	0	0	0	8.2	17	8	7	2	0	3	0	7	0	0	.459	37	41	1	1	0
Ruffin, Chance	3-3	2.12	31	0	0	0	10	34.0	23	9	8	2	1	16	2	43	0	2	.190	121	139	0	28	0
Samuels, Zach	0-0	3.60	7	0	0	0	0	10.0	9	4	4	0	3	3	0	6	0	2	.243	37	43	0	2	0
Simons, Zach	0-1	5.01	15	0	0	0	1	23.1	19	13	13	6	1	13	0	17	0	1	.221	86	101	0	4	3
Smyly, Drew	4-3	1.18	8	7	0	0	0	45.2	32	10	6	1	1	15	0	53	0	2	.201	159	178	1	0	0
Sorensen, Mark	7-7	6.49	17	17	1	0	0	97.0	121	78	70	17	4	26	0	56	2	3	.308	393	431	4	0	0
Stohr, Tyler	0-2	4.21	20	0	0	0	3	25.2	22	12	12	3	1	17	0	27	0	3	.234	94	113	1	12	1
Turner, Jacob	3-5	3.48	17	17	0	0	0	113.2	102	47	44	9	7	32	1	90	0	8	.239	426	473	4	0	0
Voss, Jay	9-7	3.67	19	19	1	1	0	115.1	96	50	47	11	3	37	0	101	0	5	.228	421	469	4	0	0
Waite, Rob	4-4	4.56	40	1	0	0	2	75.0	87	43	38	6	4	29	2	63	2	7	.297	293	332	2	13	4
Weinhardt, Robbie	1-1	4.05	16	0	0	0	1	26.2	29	12	12	3	1	11	0	23	0	2	.290	100	113	1	8	2
Wise, Brendan	0-1	31.50	3	0	0	0	0	0	2.0	9	7	7	0	2	0	1	0	0	.692	13	16	0	1	1
Wood, Austin	5-5	3.16	50	0	0	0	6	62.2	57	25	22	5	4	28	0	61	0	2	.245	233	270	1	23	6

PLAYER DEVELOPMENT AND SCOUTING



LAKELAND FLYING TIGERS (A)

DAVE HUPPERT

Lakeland Manager

Dave Huppert returns for his second season with the Tigers organization in 2012 to serve as the manager at Single A Lakeland.

Prior to joining the Tigers organization, he managed 23 seasons at the minor league level with the Milwaukee Brewers (1986-91), Chicago White Sox (1993-98), Florida Marlins (1999-2001), Montreal Expos (2002-04) and Philadelphia Phillies (2006-10). He led Single A Lakewood to the South Atlantic League championship in 2006 and Single A Clearwater to the Florida State League championship in 2007.

Additionally, he served as the bullpen catcher for the White Sox in 1992 and was the third base coach for the Washington Nationals in 2005.

Huppert has been tabbed his league's manager of the year twice during his career, earning the honor in the California League in 1988 and the Florida State League in 2001.

He saw action at the minor league level with the Baltimore Orioles (1977-83), Minnesota Twins (1981) and Brewers (1984-86). Huppert saw action at the major league level with the Orioles in 1983 and Brewers in 1985.



RECORD AS A MANAGER

Year	Club	League	W	L	Pct.	Position
1986	Helena Brewers	Pioneer	38	32	.543	Third
1987	Helena Brewers	Pioneer	46	24	.657	First
1988	Stockton Ports	California	94	48	.662	First / First
1989	Stockton Ports	California	89	53	.627	Second / First
1990	El Paso Diablos	Texas	77	58	.570	First / Second
1991	El Paso Diablos	Texas	81	55	.596	First / Second
1993	Sarasota White Sox	Florida State	77	57	.575	Third / Second
1994	Prince William Cannons	Carolina	71	65	.522	Second / Third
1995	Prince William Cannons	Carolina	64	76	.457	First / Fourth
1996	Prince William Cannons	Carolina	58	80	.420	Third / Fourth
1997	Birmingham Barons	Southern	76	62	.551	Fourth / Second
1998	Birmingham Barons	Southern	58	82	.414	Fourth / Fifth
1999	Brevard County Manatees	Florida State	61	74	.452	Fifth / Third
2000	Brevard County Manatees	Florida State	66	74	.471	Second / Sixth
2001	Brevard County Manatees	Florida State	80	55	.593	Second / First
2002	Harrisburg Senators	Eastern	79	63	.556	Second
2003	Edmonton Trappers	Pacific Coast	73	69	.514	First
2004	Edmonton Trappers	Pacific Coast	69	74	.483	Third
2006	Lakewood BlueClaws	South Atlantic	84	55	.604	Fourth / First
2007	Clearwater Threshers	Florida State	83	57	.593	Third / First
2008	Lehigh Valley IronPigs	International	55	89	.382	Sixth
2009	Lehigh Valley IronPigs	International	71	73	.493	Third
2010	Lehigh Valley IronPigs	International	58	86	.403	Fifth
2011	Lakeland Flying Tigers	Florida State	64	74	.464	Fifth / Sixth

LARRY HERNDON

Lakeland Hitting Coach

Larry Herndon returned to the Tigers organization as a coach at Single A Lakeland for the 2005 season, a position he will hold for the eighth straight season in 2012. He served as the Tigers hitting coach at the major league level for seven seasons (1992-98).

He batted .274 with 107 home runs in 14 seasons at the major league level as an outfielder.

Herndon broke into the majors with the St. Louis Cardinals in 1974, before playing six seasons with the San Francisco Giants (1976-81) and seven with the Tigers (1982-88). He batted .280 in 125 games as a member of the Tigers World Series Championship club in 1984.

He was selected the National League Rookie of the Year by *The Sporting News* in 1976.




MIKE MAROTH

Lakeland Pitching Coach

Mike Maroth returns to the Tigers organization to serve as the pitching coach with Single A Lakeland in 2012. It marks his first professional coaching assignment.

He spent six seasons with the Tigers (2002-07), compiling a 50-62 record and 4.81 ERA in 147 appearances (143 starts). Maroth appeared in 14 games with the St. Louis Cardinals in 2007 after being acquired by the club from Detroit in a two-player deal on June 22.

Maroth pitched for 12 professional seasons after being selected by the Boston Red Sox in the third round of the 1998 Major League Baseball First-Year Player Draft. He saw action with five different organizations during his career: Red Sox (1998-99), Tigers (1999-2007), Cardinals (2007), Kansas City Royals (2008) and Minnesota Twins (2010).





THE SEASON: Lakeland finished with a 64-74 overall record (.464), including a 36-34 mark (.514) in the season's first half and a 28-40 record (.412) in the second half of the season. Lefthanded pitcher Kenny Faulk, catcher Julio Rodriguez, first baseman Tony Plagman and shortstop Gustavo Nunez were selected to the Florida State League's mid-season all-star squad.

THE BATS: Plagman led the Florida State League with 97 RBI, while he tied for second with 54 extra-base hits. Outfielder Brent Wyatt finished third in the league with a .417 on-base percentage. First baseman Jordan Lennerton was tabbed the Florida State League Player of the Week for August 15-21 and August 29-September 5. Lennerton batted .550 (11x20) with three doubles, two home runs and three RBI in five games August 15-21, while he hit .467 (14x30) with five doubles, two home runs and 11 RBI in nine games August 29-September 5. Lennerton was selected the Florida State League TOPPS Player of the Month for August after hitting .406 (43x106) with 10 doubles, a triple, eight home runs and 21 RBI in 28 games during the month.

THE ARMS: Lefthanded pitcher Jared Wesson finished second in the Florida State League with 15 wins. Wesson tied for second in the league with one shutout, while he, righthanded pitchers Trevor Feeney, Luke Putkonen and Mark Sorensen and lefthanded pitcher Shawn Teufel all tied for fourth in the league with one complete game. Faulk finished fourth in the league with 20 saves, while he tied for fourth with 48 appearances. Lefthanded pitcher Drew Smyly was tabbed the Florida State League Pitcher of the Week for June 6-12 after he earned the win in his only outing during the week on June 8 at Daytona, fanning seven batters as he blanked the club over seven hitless innings.

PLAYER	AVG	GI											GAMES BY POSITION																
		G	AB	R	H	2B	3B	HR	RBI	BB	IBB	SO	SB	CS	OBP	SLG	SF	SH	HP	DP	1B	2B	3B	SS	OF	C	E		
Bergolla, William	.274	63	234	31	64	9	0	4	22	19	0	33	3	2	.331	.363	2	3	2	5	0	7	5	51	0	0	11		
Brantly, Rob	.219	39	146	16	32	6	0	3	18	5	0	17	0	0	.239	.322	4	0	0	4	0	0	0	0	0	0	29	3	
Eckerle, Brandon	.233	13	43	6	10	1	0	0	2	3	0	8	3	1	.277	.256	1	0	0	0	0	0	0	0	0	0	13	0	0
Fields, Daniel	.220	124	432	57	95	14	4	8	46	49	0	133	4	4	.308	.326	2	5	7	9	0	0	0	0	0	124	0	2	
Garcia, Avisail	.264	129	488	53	129	16	6	11	56	18	1	132	14	5	.297	.389	3	0	6	17	0	0	0	0	0	129	0	8	
Gaynor, Wade	.213	129	488	58	104	28	3	9	56	38	1	137	2	2	.287	.338	4	0	14	8	0	0	128	0	0	0	0	18	
Guillen, Carlos	.200	4	15	1	3	2	0	0	2	1	0	2	0	0	.250	.333	0	0	0	0	0	2	0	0	0	0	0	0	0
Harrison, Brett	.500	1	2	0	1	0	0	0	0	0	0	0	0	0	.500	.500	0	0	0	0	0	0	1	0	0	0	0	0	0
Jones, Corey	.259	122	432	45	112	19	0	6	47	33	2	71	2	1	.312	.345	7	1	3	8	0	121	0	0	0	0	0	16	
Kunkel, Jeff	.222	10	27	5	6	1	1	0	1	2	0	10	0	0	.344	.333	0	1	3	1	0	0	0	0	0	0	8	0	
Lennerton, Jordan	.285	136	484	75	138	33	1	14	75	92	2	125	0	0	.397	.444	3	1	0	10	74	0	0	0	0	0	0	4	
Loy, Brandon	.220	12	41	2	9	1	0	0	2	5	0	8	1	1	.304	.244	0	2	0	1	0	0	0	0	12	0	0	2	
Meador, James	.000	1	2	0	0	0	0	0	0	0	0	1	0	0	.000	.000	0	0	0	0	0	0	0	0	0	1	0	0	
Nunez, Gustavo	.304	62	260	46	79	10	7	3	18	25	0	40	14	10	.368	.431	1	6	2	3	0	1	0	61	0	0	7		
Plagman, Tony	.257	137	526	62	135	32	4	18	97	50	6	94	0	1	.331	.435	8	0	12	15	64	0	0	0	0	10	0	8	
Rockett, Michael	.233	52	172	18	40	9	1	0	14	5	0	44	0	1	.250	.297	3	0	0	2	0	0	0	0	0	51	0	1	
Rodriguez, Julio	.283	66	226	20	64	11	1	1	27	10	0	28	0	0	.325	.354	4	0	6	12	0	0	0	0	0	66	14		
Roof, Eric	.254	40	122	18	31	4	0	1	12	13	0	35	1	1	.338	.311	1	2	3	3	0	1	0	1	0	37	2		
Roof, Shawn	.348	14	46	7	16	2	0	0	7	3	0	11	4	1	.412	.391	0	0	2	0	2	3	3	5	3	0	1		
Soares, Ryan	.263	18	57	8	15	2	0	3	6	1	0	11	0	0	.311	.456	0	0	3	1	0	4	3	11	0	0	2		
Wyatt, Brent	.290	94	334	59	97	19	4	3	30	62	0	57	9	2	.417	.398	3	8	13	11	0	2	0	1	91	0	4		

PITCHER	W-L	ERA	GI											GAMES BY POSITION										
			G	GS	CG	SHO	SV	IP	H	R	ER	HR	HB	BB	IBB	SO	BK	WP	AVG	AB	TBF	SF	GFHLD	
Faulk, Kenny	2-5	2.56	48	0	0	0	20	52.2	50	19	15	3	0	15	1	67	0	1	.253	198	221	4	41	0
Feeney, Trevor	8-11	4.39	24	24	1	0	0	143.2	155	73	70	18	5	30	2	96	0	8	.285	544	593	5	0	0
Gayhart, Jared	0-0	0.00	1	0	0	0	0	1.1	2	0	0	0	0	0	0	3	0	0	.333	6	6	0	1	0
Gentzler, Dan	0-3	1.98	10	0	0	0	2	13.2	14	7	3	1	1	1	0	5	0	0	.255	55	59	1	7	1
Heckaman, Eric	0-0	3.68	3	0	0	0	0	7.1	8	3	3	0	0	3	0	8	0	1	.286	28	31	0	1	0
Hess, Kevan	0-0	3.00	3	0	0	0	0	6.0	5	2	2	1	0	5	0	4	0	0	.250	20	25	0	0	1
Larez, Victor	6-4	4.33	21	14	0	0	0	95.2	107	57	46	10	5	18	0	62	1	2	.276	387	412	0	5	0
Little, Matt	0-2	4.55	28	0	0	0	6	29.2	32	19	15	3	2	14	0	23	0	3	.262	122	140	0	19	1
Morrison, Michael	2-0	2.72	34	1	0	0	0	46.1	26	14	14	1	3	24	0	50	0	2	.160	162	190	0	5	5
Nelson, Cole	5-11	4.87	26	17	0	0	0	105.1	123	65	57	6	3	50	0	87	0	4	.299	411	475	5	2	1
Newman, Nate	1-1	4.63	14	0	0	0	0	23.1	30	13	12	3	2	12	0	20	0	2	.319	94	109	1	7	0
Paulino, Brenny	0-2	21.94	2	2	0	0	0	5.1	9	13	13	0	3	9	0	7	0	3	.346	26	38	0	0	0
Pratt, Jordan	2-0	4.03	13	0	0	0	0	22.1	21	13	10	2	1	3	0	18	0	1	.241	87	91	0	3	2
Putkonen, Luke	2-6	5.54	18	8	1	0	0	65.0	77	46	40	10	3	18	1	52	1	2	.297	259	285	2	6	1
Robowski, Ryan	2-1	2.35	29	0	0	0	2	46.0	43	15	12	2	4	16	0	30	1	4	.256	168	195	1	11	3
Samuels, Zach	1-2	1.79	30	1	0	0	2	55.1	43	14	11	1	1	10	0	47	0	7	.218	197	210	0	13	2
Sanz, Luis	0-0	4.50	1	1	0	0	0	6.0	6	3	3	1	1	2	0	3	1	0	.273	22	25	0	0	0
Smyly, Drew	7-3	2.58	14	14	0	0	0	80.1	71	32	23	1	3	21	0	77	0	5	.241	294	323	1	0	0
Sorensen, Mark	3-4	4.44	9	9	1	0	0	48.2	64	37	24	5	0	9	0	27	0	1	.311	206	217	0	0	0
Stohr, Tyler	1-0	3.45	24	0	0	0	0	31.1	24	12	12	3	2	8	0	23	0	2	.214	112	123	1	6	8
Stroud, Brian	0-3	8.27	3	3	0	0	0	16.1	26	16	15	4	1	3	0	13	0	0	.361	72	78	2	0	0
Teufel, Shawn	4-5	3.78	22	10	1	0	0	81.0	74	37	34	10	5	26	1	46	2	11	.242	306	343	3	2	1
Voss, Jay	3-0	3.21	8	6	0	0	0	33.2	33	13	12	0	2	7	0	30	0	0	.256	129	140	2	0	1
Wesson, Jared	15-10	4.27	27	27	1	1	0	147.2	154	73	70	10	5	66	0	96	0	7	.273	565	644	4	0	0
White, Tyler	0-1	1.05	12	1	0	0	0	25.2	16	10	3	0	3	11	0	21	0	5	.180	89	104	1	4	1

PLAYER DEVELOPMENT AND SCOUTING

ROOKIE QUALIFICATIONS

A player is considered a rookie unless, during a previous season or seasons, he has:

- (a) exceeded 130 at-bats or 50 innings pitched in the major leagues or
- (b) accumulated more than 45 days on the active roster of a Major League club or clubs during the period of 25-limit (excluding time in the military service and time on the disabled list).



ERNIE YOUNG

West Michigan Manager

Ernie Young returns for his second season with the Tigers organization in 2012 to serve as the manager of Single A West Michigan.

He began his professional coaching career by serving as the hitting coach with Rookie level Great Falls in the Chicago White Sox organization during the 2008 season. Young managed two seasons at Single A Kannapolis in the White Sox organization (2009-10) before joining the Tigers organization.

Young served as the manager for Team USA during the Pan American Qualifying Tournament in 2010.

He played 17 seasons of professional baseball before beginning his coaching career, including the 2003 season with the Tigers organization. Young played parts of eight seasons at the major league level with the Oakland A's (1994-97), Kansas City Royals (1998), Arizona Diamondbacks (1999), Tigers (2003) and Cleveland Indians (2004).



RECORD AS A MANAGER

Year	Club	League	W	L	Pct.	Position
2009	Kannapolis Intimidators	South Atlantic	82	57	.589	t-Second / First
2010	Kannapolis Intimidators	South Atlantic	65	74	.468	Sixth / t-Fourth
2011	West Michigan Whitecaps	Midwest	70	69	.504	Sixth / Fourth

SCOTT DWYER

West Michigan Hitting Coach

Scott Dwyer will serve as a coach with Single A West Michigan during the 2012 season, his first season with the Whitecaps and third with the Tigers organization. He served as a coach with Single A Connecticut during his first two seasons with the Tigers organization (2010-11).

Prior to joining the Tigers organization, he spent two seasons (2008-09) as a coach with the Arizona League Rangers in Texas' system.

Dwyer's coaching career began as an assistant coach for two seasons at the University of Kansas (1991-92). He was the head coach at the College of the Redwoods in Northern California for three seasons (1993-95), before he was an assistant coach with the University of Wyoming (1996), University of Southern Mississippi (1997-99) and Lasser Junior College (2000-04). He spent three seasons as the head baseball coach at Lasser High School (2005-07).

Additionally, he served as the head coach of Great Britain's national team in 1994 through a program sponsored by Major League Baseball as the team prepared for a chance to compete in the 1996 Summer Olympics.



MARK JOHNSON

West Michigan Pitching Coach

Mark Johnson will return for his fifth season as the pitching coach at Single A West Michigan in 2012, his sixth season in the Tigers organization. He served as the pitching coach with Single A Oneonta during the 2007 season, marking his first professional coaching assignment.

A first-round selection by the Houston Astros in the June 1996 draft, Johnson pitched nine seasons with the Astros (1997), Florida Marlins (1998), New York Yankees (1999), Tigers (2000-03, 2005), Milwaukee Brewers (2002) and Los Angeles Dodgers (2004) organizations.

Johnson's lone major league experience was nine appearances during the 2000 season with the Tigers.



DETROIT SPORTS BROADCASTERS ASSOCIATION

ACTIVE MEMBERS

FS Detroit: Rod Allen, George Blaha, Ken Daniels, Jason Dizik, Mario Impemba, Trevor Thompson, Dana Wakiji; **WJBK-TV:** Ryan Ermanni, Dan Miller, Bob Wojnowski; **WDIV-TV:** Katrina Hancock, Rob Parker, Bernie Smilovitz; **WXYZ-TV:** Tom Leyden; **Comcast:** Vicki Foley; **Big Ten Network:** Josh Hakala; **ESPN/ESPN2:** John Cwikla, Rob Parker; **HBO:** Emanuel Steward; **TV-10:** Rich Kincaide, Thomas Watson; **WCS-TV:** Candise Watts; **LCPS-TV:** Adam Abraham, Austin Drake, Steve Miller; **Detroit City-TV:** Tommy Morris; **Omni TV:** Dan York; **NDTV:** Ronnie Kadykowski; **CHSL-TV:** Blake Froling, Brendan Welper; **WXYZ-AM, WXYT-FM & WWJ-AM:** Frank Beckmann, George Blaha, Jim Brandstatter, Mark Champion, Dan Dickerson, Terry Foster, Josh Hakala, Ken Kal, Dan Miller; **WDFN-AM:** Ron Cameron, George Eichorn, Mario Impemba, Denny Kapp, Neal Ruhf; **WJR-AM:** Frank Beckmann, George Blaha, Gus Ganakas, Tom Mazaway, Jim Miller, Matt Steigenga, Jason Strayhorn, Will Tieman; **WDRJ-AM:** Butch Davis; **WPON-AM:** Ron Cameron, John Thiede; **WTKA-AM:** Al Fellhauer; **WMIC-AM, WMIC-FM & WTGV-AM:** Robert Benko, George Benko; **WONN-AM:** Jim Hendrick; **WKAR-FM:** Earle Robinson; **WPKR-FM:** Robert Williams; **WPHS-FM:** Candise Watts, Bobby Weaver; **WSDP-FM:** Bill Keith; **WOOD-AM:** Paul Cicchini; **WXOU-FM:** Kyle Bauer, Robert Griesser; **MCW Communications/Metro Networks:** Terry Moore; **Fox Sports Radio:** Ron Angel, Denny Kapp; **Dragon Broadcasting:** Roger Smith; **Others:** Mike Alberts, Bryan Bender, Mike Bozich, Paul Carey, Joe Chagnon, Jack Crawley, Toby Cunningham, Richard Curbelo, Zach Damon, Robert Dorogi, Anne Doyle, Bill Eisner, Sonny Eliot, Ben Eriksson, Roger Faulkner, John Fountain, Frank Garza, Dan Grashuck, Dempsey 'Scott' Harrison, Buck Jerzy, Dick Kernan, Don Kremer, Ray Lane, Charlie Lemmex, Budd Lynch, Bruce Martyn, Dominic Menzo, Scott Morganroth, Larry Paladino, Steve Purdy, Jim Ramsey, Tina Russo, Eddie Sachs, Drew Sharp, Bob Tripi, Carol Yerby, Jon Yinger.

2012 DSBA OFFICERS

President – Vicki Foley; **Vice President** – Jim Rein; **Secretary** – Sherrie Handrinos; **Treasurer** – Bill Wischman; **Sergeant-at-Arms/Marketing Director** – Bill Harrington; **Executive Director** – George Eichorn.

WEST MICHIGAN WHITECAPS (A)



THE SEASON: West Michigan finished with a 70-69 record (.504), including a 32-37 mark (.464) in the season's first half and a 38-32 record (.543) in the second half. Catcher Rob Brantly and second baseman Hernan Perez were tabbed to both the Midwest League's mid- and post-season all-star squads. Righthanded pitcher Bruce Rondon was selected to the league's mid-season all-star squad, while third baseman Nick Castellanos was named to the league's post-season all-star squad.

THE BATS: Castellanos led the Midwest League with 158 hits, while he tied for second with 36 doubles and finished fifth with a .312 batting average. Castellanos hit .375 (36x96) with eight doubles, two home runs and 20 RBI in 24 games during June. Perez batted .330 (36x109) with nine doubles, a triple, home run and eight RBI in 28 games during May.

THE ARMS: The Whitecaps tied for fifth in the Midwest League with a 3.68 ERA. Rondon tied for third in the league with 19 saves. Righthanded pitcher Kevin Eichhorn finished third in the league with 152.0 innings pitched. Lefthanded pitcher Kyle Ryan was selected the Midwest League Pitcher of the Week for July 25-31 after he blanked Lansing over six hitless innings on July 28. Lefthanded pitcher Alex Burgos was tabbed the Midwest League Pitcher of the Week for August 22-28 after he shut out Lake County on three hits over eight innings of work on August 25.

PLAYER	AVG	G	AB	R	H	2B	3B	HR	RBI	BB	IBB	SO	SB	CS	OBP	SLG	SF	SH	HP	GI	GAMES BY POSITION									
																					DP	1B	2B	3B	SS	OF	C	E		
Ashenbrenner, Josh	.295	21	61	10	18	3	0	0	6	7	0	14	0	0	.377	.344	0	1	1	1	0	14	5	0	0	0	0	2		
Azcona, Javier	.222	3	9	2	2	1	0	1	5	1	0	3	0	0	.300	.667	0	0	0	0	0	2	1	0	0	0	0	1		
Brantly, Rob	.303	75	284	42	86	16	1	7	44	24	3	39	2	2	.366	.440	1	3	5	12	0	0	0	0	0	0	70	10		
Casali, Curt	.227	25	75	10	17	7	0	2	14	13	0	9	0	0	.344	.400	1	2	1	5	0	0	0	0	0	0	25	1		
Castellanos, Nick	.312	135	507	65	158	36	3	7	76	45	2	130	3	2	.367	.436	6	1	3	5	0	0	129	0	0	0	0	23		
Castillo, Luis	.267	122	468	46	125	26	2	3	38	40	0	69	5	8	.324	.350	6	14	2	11	0	0	0	0	0	119	0	5		
Enos, Ryan	.204	16	54	5	11	4	0	0	8	5	0	5	2	1	.279	.278	1	0	1	1	0	0	0	0	0	13	0	2		
Gomez, Edwin	.182	22	77	2	14	3	1	0	5	3	0	30	0	2	.222	.247	0	0	1	0	0	0	0	0	0	22	0	2		
Gulliver, Jimmy	.157	20	51	6	8	0	0	1	3	3	0	12	2	1	.218	.216	0	1	1	1	0	15	4	0	0	0	4	0		
Hamme, Ryan	.268	70	254	37	68	15	1	3	24	23	0	49	2	0	.332	.370	1	2	2	2	0	0	0	0	0	31	0	3		
Jones, Clay	.308	46	156	29	48	11	0	2	21	25	1	28	0	0	.402	.417	2	0	1	5	12	0	0	0	0	0	0	2		
Krizan, Jason	.239	53	184	13	44	4	1	3	19	13	0	30	1	1	.293	.321	0	7	1	5	0	0	0	0	0	50	0	2		
Machado, Dixon	.235	124	429	47	101	1	2	0	28	46	1	77	25	5	.314	.247	2	10	4	12	0	0	0	0	122	0	0	22		
McCann, James	.059	9	34	0	2	1	0	0	1	2	0	12	0	0	.132	.088	1	0	1	0	0	0	0	0	0	0	9	1		
Meador, James	.000	1	4	0	0	0	0	0	0	0	0	2	0	0	.000	.000	0	0	0	0	0	0	0	0	0	0	0	0	0	
Moya, Steven	.204	86	323	38	66	10	1	13	39	12	1	127	1	1	.234	.362	1	0	1	4	0	0	0	0	0	77	0	8		
Nowlin, Billy	.243	46	152	21	37	4	0	6	17	14	0	33	0	1	.324	.388	2	0	5	5	2	0	2	0	0	0	0	0		
Perez, Hernan	.258	129	503	69	130	23	3	8	42	38	1	87	23	6	.314	.364	8	11	6	9	0	112	0	17	0	0	24			
Polk, P.J.	.169	40	124	15	21	0	0	0	5	12	0	28	2	2	.254	.169	0	1	2	6	0	0	0	0	0	36	0	2		
Robbins, James	.251	129	490	55	123	26	1	16	65	16	0	158	5	0	.283	.406	2	9	7	12	128	0	0	0	0	0	0	8		
Rowland, Jeff	.243	83	255	31	62	11	3	5	19	41	1	83	7	2	.357	.369	0	8	4	2	0	0	0	0	0	77	0	1		
Sanz, Luis	.294	41	119	6	35	5	0	0	18	8	0	19	2	1	.346	.336	1	1	2	3	0	0	0	0	0	0	40	2		
Soares, Ryan	.000	2	6	1	0	0	0	0	0	0	0	0	0	0	.143	.000	0	0	1	0	0	0	2	0	0	0	0	0		

PITCHER	W-L	ERA	G	GS	CG	SHO	SV	IP	H	R	ER	HR	HB	BB	IBB	SO	BK	WP	AVG	AB	TBF	SF	GF	LD
Bennett, Dan	2-1	0.52	13	0	0	0	3	17.1	8	1	1	1	0	1	0	17	0	0	.140	57	58	0	12	0
Burgos, Alex	6-5	2.19	16	16	0	0	0	94.2	63	28	23	4	1	33	1	89	0	5	.189	334	371	3	0	0
Carreno, Josue	7-10	4.55	24	23	1	1	1	124.2	132	73	63	7	5	41	0	115	2	14	.270	488	541	7	1	0
Clark, Tyler	0-0	2.89	6	0	0	0	0	9.1	9	3	3	1	1	4	0	6	0	1	.250	36	41	0	2	1
Cooper, Patrick	5-6	4.00	33	3	0	0	0	72.0	58	33	32	3	3	27	2	67	0	0	.226	257	292	1	9	5
Crnkovich, Steve	1-0	6.52	8	0	0	0	0	9.2	9	7	7	0	0	7	1	7	0	2	.250	36	43	0	4	0
Cruz, Antonio	2-6	3.11	22	10	0	0	1	75.1	68	29	26	5	6	28	0	58	0	5	.244	279	320	2	5	4
Eichhorn, Kevin	11-5	3.61	25	25	2	0	0	152.0	148	71	61	10	10	33	0	109	3	6	.256	579	631	3	0	0
Ferrell, Jeff	2-1	3.49	6	6	0	0	0	28.1	28	13	11	3	1	12	0	24	0	3	.267	105	119	1	0	0
Flynn, Brian	7-2	3.46	13	13	0	0	0	67.2	58	28	26	3	4	23	0	57	0	2	.235	247	280	4	0	0
Gentzler, Dan	1-3	4.32	10	0	0	0	0	16.2	24	10	8	1	0	3	1	14	1	1	.329	73	78	0	3	0
Hess, Kevan	1-1	7.85	11	0	0	0	0	18.1	19	16	16	0	1	13	0	11	0	5	.275	69	84	1	1	3
Hoch, Logan	0-1	5.13	15	0	0	0	1	26.1	27	16	15	3	2	13	0	25	0	3	.270	100	117	2	6	1
Larez, Victor	3-2	5.28	5	5	0	0	0	29.0	32	17	17	3	0	5	0	15	0	1	.276	116	122	1	0	0
Lebron, Ramon	3-1	1.83	22	0	0	0	1	34.1	18	10	7	1	1	19	0	44	2	7	.161	112	136	3	10	3
Mendoza, Clemente	1-3	7.81	19	0	0	0	0	27.2	36	26	24	3	3	21	0	23	1	4	.327	110	142	5	7	1
Mercedes, Melvin	0-0	10.80	2	0	0	0	0	1.2	3	2	2	0	1	1	0	1	0	0	.375	8	10	0	1	0
Mowry, Tim	0-0	9.64	3	1	0	0	0	4.2	7	6	5	0	1	2	0	3	0	0	.368	19	23	1	0	0
Newman, Nate	1-0	3.24	17	0	0	0	3	25.0	25	16	9	2	1	13	0	24	1	2	.258	97	112	1	5	2
Rondon, Bruce	2-2	2.03	41	0	0	0	19	40.0	22	11	9	0	5	34	1	61	1	11	.164	134	179	2	33	0
Ryan, Kyle	6-10	3.15	24	24	0	0	0	137.0	145	56	48	3	9	30	1	99	1	5	.283	512	562	7	0	0
Smith, Brennan	1-3	4.99	9	7	1	0	0	39.2	47	29	22	4	6	19	1	27	0	6	.294	160	187	0	1	0
Stroud, Brian	0-2	4.95	4	4	0	0	0	20.0	27	14	11	3	0	6	0	10	1	1	.318	85	94	2	0	0
Todd, Jade	2-1	3.99	17	0	0	0	2	29.1	28	14	13	1	2	8	0	25	1	3	.252	111	123	0	9	2
Torrealba, Michael	5-3	2.22	43	1	0	0	9	81.0	68	26	20	5	3	33	0	89	1	12	.230	296	336	3	22	2
Woolley, Ryan	1-0	4.44	11	0	0	0	2	24.1	24	13	12	5	1	4	1	26	0	5	.250	96	101	0	3	1
Zumaya, Richard	0-1	6.75	5	1	0	0	0	8.0	7	6	6	2	0	9	0	8	0	3	.250	28	39	1	1	0

PLAYER DEVELOPMENT AND SCOUTING



CONNECTICUT TIGERS (A)

ANDREW GRAHAM

Connecticut Manager

Andrew Graham will serve as the manager at Single A Connecticut in 2012, his second season in that capacity and his fourth season with the Tigers organization.

He served as a coach with the Gulf Coast League Tigers in both 2009 and 2010, in addition to serving as the organization's minor league catching coordinator in 2010.

Selected by the Tigers in the 19th round of the 2003 Major League Baseball First-Year Player Draft, he spent six seasons (2003-08) in the club's minor league system as a catcher.

Graham saw action with Australia during the World Baseball Classic in both 2006 and 2009. He batted .364 (4x11) with three RBI in three games for Australia in 2009.



RECORD AS A MANAGER

Year	Club	League	W	L	Pct.	Position
2011	Connecticut Tigers	New York-Penn	39	35	.527	t-First

JORGE CORDOVA

Connecticut Pitching Coach

Jorge Cordova returns for his fourth season as the pitching coach with the organization's affiliate in the New York-Penn League in 2012, his seventh season as a coach with the Tigers organization. He served as the pitching coach with the Venezuelan Summer League Tigers during each of his first three seasons (2006-08) and with Single A Oneonta in 2009.

Cordova pitched for eight seasons at the minor league level with the New York Yankees (1996), Florida Marlins (1998-2000), Cincinnati Reds (2000-02) and Tigers (2003-04). He compiled a 44-26 record and 3.30 ERA in 234 outings during his career.



MIKE RABELO

Connecticut Hitting Coach

Mike Rabelo will serve as a coach with Single A Connecticut during the 2012 season, his first season in that capacity and his second season with the Tigers organization. He served as a coach with the Gulf Coast League Tigers during the 2011 season, marking his first professional coaching assignment.

He played professionally for 10 seasons after being selected by the Tigers in the fourth round of the 2001 Major League Baseball First-Year Player Draft. Rabelo saw action at the minor league level with both the Tigers (2001-06, 2010) and Florida Marlins (2008-09).

Rabelo spent parts of three seasons at the major league level with the Tigers (2006-07) and Marlins (2008), seeing action in 86 games.



TIGERS IN THE MICHIGAN SPORTS HALL OF FAME

Anderson, Sparky	1992	Greenberg, Hank	1958	Morris, Jack	2001
Beckmann, Frank	2007	Harwell, Ernie	1989	Mullin, George	1962
Bridges, Tommy	1963	Heilmann, Harry	1956	Navin, Frank	1976
Briggs, Walter O., Sr.	1969	Hiller, John	1989	Newhouser, Hal	1962
Brown, Gates	2002	Horton, Willie	1987	Northrup, Jim	2000
Bunning, Jim	1981	Ilitch, Michael	2004	Parrish, Lance	2002
Campbell, James	1985	Jennings, Hughie	1958	Patrick, Van	1991
Carey, Paul	1992	Kaline, Al	1978	Rogell, Billy	1970
Cash, Norm	1984	Kell, George	1969	Rowe, Schoolboy	1961
Cobb, Ty	1955	Kuenn, Harvey	1993	Schembechler, Bo	1989
Cochrane, Mickey	1956	Lane, Ray	1997	Stanley, Mickey	1994
Crawford, Sam	1958	Leach, Rick	2010	Steames, Norman "Turkey"	2007
Devellano, Jim	2006	Lolich, Mickey	1982	Tanana, Frank	2006
Egan, Wish	1960	Lund, Don	1987	Trammell, Alan	2000
Fetzer, John E.	1984	Manush, Heinie	1964	Trucks, Virgil	1985
Freehan, Bill	1982	Maxwell, Charlie	1997	Tyson, Ty	1996
Gehring, Charlie	1956	McAuliffe, Dick	1986	Wertz, Vic	1983
Gibson, Kirk	1999	McCosky, Barney	1995	Whitaker, Lou	2000
Goslin, Goose	1965	McLain, Denny	1991	York, Rudy	1972



THE SEASON: Connecticut compiled a 39-35 record (.527), tying for first place in the New York-Penn League's Stedler Division. Righthanded pitchers Brennan Smith and Dan Bennett and first baseman Dean Green all were selected to the league's mid-season all-star squad.

THE BATS: The Tigers finished second in the New York-Penn League with 46 home runs. Green led the league with 128 total bases, while he finished second with 84 hits and a .520 slugging percentage, third with a .341 batting average, tied for fourth with 28 extra-base hits, finished fifth with a .395 on-base percentage and tied for fifth with 44 RBI. Outfielder Tyler Collins tied for fifth in the league with eight home runs. Collins was named the New York-Penn League Player of the Week for August 8-14 after hitting .409 (9x22) with four doubles, a home run and eight RBI in six games.

THE ARMS: Connecticut finished second in the New York-Penn League with a 3.05 ERA. Smith led the league with a 1.53 ERA and 94.0 innings pitched, while he tied for second with one shutout, tied for third with two complete games and finished fifth with 66 strikeouts. Righthanded pitcher Luis Sanz led the league with three complete games and 76 strikeouts, while he finished second with 83.1 innings pitched, tied for fourth with six wins and finished 10th with a 2.81 ERA. Sanz was tabbed the New York-Penn League Pitcher of the Week for August 8-14 after he earned the win on August 8 as he blanked Lowell on one hit over seven innings of work. Righthanded pitcher Wilsen Palacios led the league with three complete games and two shutouts, while he finished fifth with 79.0 innings pitched. Palacios was selected the New York-Penn League's Pitcher of the Week for August 15-21 after he earned the win as he fired a three-hit shutout on August 18 versus Staten Island.

PLAYER	AVG	G	AB	R	H	2B	3B	HR	RBI	BB	IBB	SO	SB	CS	OBP	SLG	SF	SH	HP	GI GAMES BY POSITION									
																				DP	1B	2B	3B	SS	OF	C	E		
Azcona, Javier	.232	52	181	20	42	11	2	5	25	8	0	60	5	3	.278	.398	1	2	4	5	0	38	2	15	0	0	17		
Casali, Curt	.278	10	36	7	10	2	0	1	2	6	0	5	0	0	.409	.417	0	0	2	0	0	0	0	0	0	0	8	0	
Collins, Tyler	.313	42	163	28	51	10	1	8	31	10	1	17	6	1	.360	.534	2	0	3	5	0	0	0	0	0	40	0	3	
Corcino, Edgar	.278	6	18	1	5	1	0	0	1	1	0	7	0	0	.316	.333	0	1	0	0	0	0	0	6	0	0	0	3	
Gomez, Edwin	.286	15	42	8	12	1	0	1	1	8	0	11	3	0	.423	.381	0	2	2	2	0	0	0	0	14	0	0		
Green, Dean	.341	65	246	33	84	19	2	7	44	18	0	35	1	0	.395	.520	2	1	5	12	29	0	0	0	0	0	2		
Holm, Jeff	.236	58	208	29	49	8	1	5	25	25	0	34	11	2	.315	.356	2	2	0	4	20	0	0	0	40	0	3		
Kaline, Colin	.222	39	117	10	26	5	0	0	6	19	0	23	3	2	.328	.265	1	2	0	1	0	39	0	0	0	0	7		
King, Jason	.251	53	195	27	49	6	4	6	31	20	0	39	6	3	.341	.415	3	1	8	3	0	0	44	0	0	0	10		
Leyland, Patrick	.220	35	118	9	26	4	0	1	12	8	0	10	1	0	.279	.280	1	2	2	4	0	0	0	0	0	34	7		
Maggard, Zach	.281	36	135	12	38	14	0	2	19	1	0	42	1	0	.302	.430	0	0	3	3	0	0	0	0	0	0	29	2	
McClendon, Bo	.176	8	17	2	3	0	0	0	2	5	0	5	0	0	.364	.176	0	0	0	1	0	0	0	0	0	6	0	0	
Moreno, Alexander	.083	6	12	2	1	0	0	0	0	1	0	7	0	0	.214	.083	0	0	1	2	0	0	0	0	0	2	0	0	
Nunez, Alexander	.000	3	11	0	0	0	0	0	0	0	0	3	0	0	.000	.000	0	0	0	0	0	3	0	0	0	0	0	2	
Ogden, Jonathan	.091	5	11	1	1	0	0	0	0	2	0	6	0	0	.333	.091	0	0	2	0	0	0	0	0	5	0	0	2	
Perry, Matt	.260	43	131	16	34	7	0	1	7	14	0	25	1	1	.331	.336	0	2	0	1	7	0	27	0	0	0	4		
Polk, P.J.	.172	32	87	15	15	1	0	1	10	8	0	21	4	2	.255	.218	1	0	2	1	0	0	0	0	26	0	4		
Reina, Adolfo	.000	3	8	1	0	0	0	0	0	1	0	2	0	0	.111	.000	0	0	0	1	0	0	0	0	0	0	3	0	
Rijo, Samir	.241	25	79	7	19	5	1	0	9	6	0	18	0	3	.287	.329	2	0	0	3	0	0	0	0	25	0	1		
Sanz, Luis	.000	3	10	2	0	0	0	0	1	1	0	1	0	0	.091	.000	0	0	0	0	0	0	0	0	0	0	3	0	
Smith, Les	.143	25	56	5	8	2	0	1	6	5	0	16	0	3	.210	.232	1	0	0	0	0	0	0	0	21	0	2		
Suarez, Eugenio	.250	58	204	37	51	11	5	5	24	18	0	43	9	5	.323	.426	0	3	4	4	0	0	0	58	0	0	19		
Westlake, Aaron	.264	27	106	14	28	4	1	2	15	10	0	23	1	0	.328	.377	0	1	0	3	21	0	0	0	0	0	4		
Wright, Chad	.261	69	241	37	63	9	0	0	15	41	0	28	14	7	.378	.299	1	5	5	3	0	0	0	0	69	0	0		
PITCHER	W-L	ERA	G	GS	CG	SHO	SV	IP	H	R	ER	HR	HB	BB	IBB	SO	BK	WP	AVG	AB	TBF	SF	GF	HLD					
Avila, Nick	3-2	4.55	15	0	0	0	0	27.2	21	16	14	2	2	7	0	18	0	2	.210	100	112	0	9	1					
Barfield, Jeff	2-2	4.11	21	1	0	0	5	35.0	35	20	16	1	1	11	0	28	0	2	.254	138	152	2	7	4					
Barrett, Tyler	1-1	4.95	6	6	0	0	0	20.0	24	16	11	2	5	10	0	13	0	0	.296	81	96	0	0	0					
Bennett, Dan	0-0	1.17	14	0	0	0	8	15.1	12	2	2	0	1	5	1	22	1	1	.226	53	64	1	12	0					
Castillo, Bill	0-0	0.00	1	0	0	0	0	0.1	0	0	0	0	0	3	0	0	0	1	.000	1	4	0	0	0					
Celis, Fernando	1-4	2.57	18	0	0	0	0	28.0	26	9	8	2	0	9	0	20	2	1	.241	108	117	0	8	3					
Collier, Tommy	4-1	1.85	7	7	0	0	0	39.0	28	8	8	1	3	10	0	35	0	2	.203	138	156	1	0	0					
Crouse, Matt	5-1	3.22	13	13	0	0	0	64.1	68	25	23	4	0	13	0	53	0	4	.269	253	269	2	0	0					
Gagnier, Drew	0-2	9.72	8	0	0	0	0	8.1	13	9	9	0	0	10	1	4	0	0	.371	35	45	0	2	0					
Green, Scott	1-1	5.79	9	0	0	0	0	9.1	11	9	6	0	3	6	0	7	1	1	.289	38	48	1	5	0					
Guichardo, Rayni	1-2	5.34	18	1	0	0	1	28.2	38	19	17	4	0	8	0	21	0	4	.317	120	130	1	5	1					
Hess, Kevan	1-0	0.00	4	0	0	0	1	6.0	2	0	0	0	1	4	0	4	0	2	.105	19	25	0	3	0					
Knudson, Guido	0-1	8.10	5	0	0	0	0	3.1	4	4	3	0	1	3	0	1	0	0	.250	16	20	0	1	1					
Mendoza, Clemente	1-1	2.70	7	1	0	0	0	13.1	6	6	4	0	2	7	0	13	0	1	.133	45	54	0	2	1					
Mercedes, Melvin	3-1	2.67	21	0	0	0	3	33.2	32	17	10	0	1	16	1	21	0	4	.246	130	149	1	5	4					
Palacios, Wilsen	5-5	3.08	14	14	3	2	0	79.0	63	36	27	7	5	24	0	48	0	4	.216	292	327	3	0	0					
Perez, Pedro	1-2	4.02	18	2	0	0	0	31.1	27	22	14	2	3	21	0	32	0	6	.229	118	145	1	5	2					
Robertson, Montreal	0-0	0.00	2	0	0	0	1	3.2	3	0	0	0	0	2	0	0	0	0	.214	14	16	0	1	0					
Sanz, Luis	6-4	2.81	14	14	3	0	0	83.1	67	36	26	4	6	23	0	76	1	7	.214	313	348	4	0	0					
Smith, Brennan	4-3	1.53	14	14	2	1	0	94.0	76	21	16	3	3	19	0	66	0	5	.218	349	378	3	0	0					
Woolley, Ryan	0-2	2.38	11	1	0	0	0	22.2	23	10	6	0	0	5	0	18	0	2	.253	91	102	2	1	3					

PLAYER DEVELOPMENT
AND SCOUTING



GULF COAST LEAGUE TIGERS (ROOKIE)

BASILIO CABRERA

GCL Tigers Manager

Basilio Cabrera enters his 28th season in the Tigers organization, his fifth as a manager. He played in the Tigers system for eight years (1985-92) and the 2012 season marks his 20th as a minor league coach.

Cabrera served as a coach for the Gulf Coast League Tigers in 2007, after spending the previous three seasons as a coach at Single A Oneonta (2004-06).

In 1993, Cabrera began his coaching career with Rookie level Bristol. He spent one season each with Single A Fayetteville, the Gulf Coast League Tigers and Single A Lakeland, before returning to the Gulf Coast League in 1997. After three seasons (1997-99) with the Gulf Coast League Tigers, Cabrera spent four seasons as a coach at Lakeland (2000-03).

As a player, Cabrera enjoyed three seasons (1987-89) at the minor league level in which he collected a total of 113 stolen bases, highlighted by the 1989 season, when he swiped 45 bases. He played Double A ball in each of his last three active seasons as a player and retired following the 1992 campaign.



RECORD AS A MANAGER

Year	Club	League	W	L	Pct.	Position
2008	GCL Tigers	Gulf Coast	27	31	.466	Fifth
2009	GCL Tigers	Gulf Coast	29	30	.492	Fourth
2010	GCL Tigers	Gulf Coast	30	28	.517	Third
2011	GCL Tigers	Gulf Coast	29	31	.483	Third

GREG SABAT

TigerTown Pitching Coordinator/GCL Tigers Pitching Coach

Greg Sabat begins his 16th season as the pitching coach with the Gulf Coast League Tigers in 2012. He added the role of TigerTown Pitching Coordinator in 2007.

Prior to joining the Tigers organization in 1997, he spent three seasons as pitching coach while serving as interim head coach during his final two seasons at St. John's University (NY).

International coaching experience is one of Sabat's strengths. In 1995, he served as pitching coach for Team USA at the Pan American Games in Argentina. He also managed three different clubs during a 12-year stretch (1982-93) in Italy, guiding the clubs to a collective five national championships.

Additionally, Sabat served as the pitching coach for Hermosillo in the Mexican Winter League during the 1988-89 season, guiding a pitching staff that included Curt Schilling.

Sabat, who is fluent in Spanish and Italian as well as English, pitched professionally for four seasons (1979-82) in Colombia and Venezuela.



NELSON SANTOVENIA

GCL Tigers Hitting Coach

Nelson Santovenia joins the Tigers organization in 2012 to serve as a coach with the Gulf Coast League Tigers. It marks his first professional coaching assignment.

Prior to joining the Tigers organization, he was working in the private sector and coaching at the high school level in Florida. He coached during the 2005 season at Archbishop Carroll High School, before he served as an associate head coach with Archbishop McCarthy High School for six seasons (2006-11). Archbishop McCarthy High School won back-to-back Class 4A State Championships in Florida (2010-11).

Selected by the Montreal Expos in the first round of the June 1982 draft, Santovenia saw action in seven seasons at the major league level as a catcher with the Expos (1987-91), Chicago White Sox (1992) and Kansas City Royals (1993).



HOW THEY BECAME KNOWN AS "TIGERS"

Research reveals the nickname "Tigers" was first applied to the Detroit club in 1895. Baseball historians had long credited Philip J. Reid, city editor of the *Detroit Evening News*, with first using the name in print in 1896. However, George Stallings, manager of the Detroit team which was then a member of the Western League, took credit for the nickname because he had his players wear black-and-brown striped stockings which, he said, reminded the fans of "tiger stripes."

It appears, though, that it was actually an unidentified headline writer at the *Detroit Free Press* who originated the Tigers nickname in 1895, a year before Stallings became manager and before the team was wearing striped stockings. Previously, the team had simply been called "Detroit," "the Detroits," sometimes the "Wolverines" and at times the "Creams."

On April 16, 1895, the *Free Press* printed a headline over a baseball story which read, "Strouthers' Tigers Showed Up Very Nicely." On the same page, a string of baseball notes was headed "Notes of the Detroit Tigers of 1895." Curiously, not once in either story was the word "Tigers" used.

From then on, the *Free Press* fairly regularly called the club the "Tigers" and in May, 1895, *The Sporting Life* began using "Tigers" in its dispatches from Detroit. However, up to July 1, 1895, careful research disclosed that neither the *Detroit Evening News* nor its Sunday paper, the *News-Tribune*, had ever used "Tigers."

GULF COAST LEAGUE TIGERS (ROOKIE)



THE SEASON: The GCL Tigers compiled a 29-31 record (.483), finishing in third place in the Gulf Coast League's North Division. First baseman Juaner Aguasvivas and outfielder Brandon Eckerle were selected to the league's post-season all-star squad.

THE BATS: The GCL Tigers finished third in the Gulf Coast League with 42 home runs. Eckerle led the league with a .355 batting average and .460 on-base percentage, while he tied for second with 59 hits. Aguasvivas topped the league with 101 total bases, while he finished third with 10 home runs, tied for third with 37 RBI, finished fifth with a .567 slugging percentage, tied for fifth with 22 extra-base hits and finished ninth with a .315 batting average.

THE ARMS: Righthanded pitcher Edgar De La Rosa led the Gulf Coast League with 67.2 innings pitched, while he finished fifth with 50 strikeouts. Righthanded pitcher Jake Sabol finished third in the league with 65.2 innings pitched, while righthanded pitcher Endrys Briceno finished fifth with 59.0 innings pitched. Lefthanded pitcher Jack Duffey tied for fourth in the league with four wins. Righthanded pitcher Montreal Robertson led the league with 24 appearances, while he finished second with nine saves.

PLAYER	AVG	G	AB	R	H	2B	3B	HR	RBI	BB	IBB	SO	SB	CS	OBP	SLG	SF	SH	HP	GAMES BY POSITION									
																				DP	1B	2B	3B	SS	OF	C	E		
Aguasvivas, Juaner	.315	48	178	26	56	9	3	10	37	12	1	47	3	0	.364	.567	4	0	4	4	46	0	0	0	0	0	5		
Collins, Tyler	.333	1	3	2	1	1	0	0	1	2	0	0	0	0	.600	.667	0	0	0	0	0	0	0	0	0	0	0		
Corcino, Edgar	.201	51	174	23	35	9	0	5	15	20	0	51	3	2	.296	.339	1	1	4	0	0	2	50	0	0	14			
Cortez, Luis	.275	28	102	19	28	9	1	1	6	7	0	21	7	2	.339	.412	0	4	3	2	0	1	2	25	0	9			
De Los Santos, Carlos	.192	46	167	16	32	6	3	0	11	3	0	36	4	1	.214	.263	1	2	2	4	0	27	0	18	1	0			
Eckerle, Brandon	.355	45	166	34	59	5	0	0	12	28	0	16	18	4	.460	.386	0	3	4	0	0	0	0	0	39	0			
Gibson, Tyler	.143	4	14	0	2	0	0	0	0	0	0	9	0	0	.143	.143	0	0	0	0	0	0	0	0	4	0			
Harrison, Brett	.238	6	21	1	5	0	0	0	1	2	1	4	0	0	.292	.238	1	0	0	2	0	0	5	0	0	0			
Hudgins, Derrick	.185	32	108	9	20	1	0	0	8	5	0	29	5	1	.226	.194	1	0	1	1	0	31	0	0	0	4			
Jones, Clay	.182	3	11	0	2	0	0	0	1	1	0	1	0	0	.250	.182	0	0	0	0	2	0	0	0	0	0			
Loy, Brandon	.333	5	15	3	5	1	0	0	3	4	0	2	0	0	.474	.400	0	0	0	0	0	0	0	5	0	2			
Matz, Chretien	.242	22	66	6	16	2	0	0	2	2	0	18	1	1	.286	.273	0	1	2	1	0	0	0	0	14	0			
Maxfield, Zach	.272	28	81	11	22	5	0	4	15	13	0	19	1	2	.410	.481	0	1	6	2	13	1	4	0	0	2			
McCann, James	.357	5	14	1	5	1	0	1	6	1	0	1	0	0	.438	.643	0	0	1	1	0	0	0	0	0	5	1		
Moreno, Alexander	.214	9	28	4	6	2	1	0	1	3	0	7	2	0	.290	.357	0	1	0	0	0	0	0	0	4	0			
Purroy, Gabriel	.266	28	79	12	21	5	0	2	14	9	0	11	1	0	.352	.405	1	1	2	1	0	0	0	0	0	21	2		
Reina, Adolfo	.211	28	90	10	19	4	0	5	13	6	0	19	1	0	.258	.422	1	0	0	1	0	1	2	0	0	22	3		
Salgado, Ismael	.144	38	111	14	16	4	0	0	6	1	0	20	2	1	.167	.180	0	1	2	1	0	0	0	0	28	1	2		
Santos, Omir	.000	2	2	0	0	0	0	0	0	0	0	1	0	0	.333	.000	0	0	1	0	0	0	0	0	0	0	1		
Smith, Patrick	.232	54	207	17	48	8	1	6	26	13	0	47	5	4	.279	.367	1	4	1	4	0	0	0	0	51	0	3		
Soares, Ryan	.118	6	17	2	2	1	0	1	2	1	0	6	0	0	.167	.353	0	0	0	0	0	6	0	0	0	0	0		
Suarez, Eugenio	.341	12	44	11	15	7	0	2	9	3	0	4	2	0	.408	.636	0	1	2	1	0	0	0	12	0	0	5		
Thigpen, Wes	.250	31	92	13	23	4	0	2	7	6	0	7	0	0	.303	.359	0	3	1	4	0	0	0	1	0	22	2		
Vasquez, Danry	.272	54	206	25	56	8	1	2	30	7	0	34	3	2	.306	.350	2	5	4	4	0	0	0	0	46	0	1		
Westlake, Aaron	.167	5	18	2	3	1	0	1	4	2	0	6	0	0	.250	.389	0	0	0	0	2	0	0	0	0	0	0		

PITCHER	W-L	ERA	G	GS	CG	SHO	SV	IP	H	R	ER	HR	HB	BB	IBB	SO	BK	WP	AVG	AB	TBF	SF	GF	HLD
Briceno, Endrys	2-5	5.34	12	12	0	0	0	59.0	72	44	35	2	14	19	0	49	0	9	.310	232	273	6	0	0
Castillo, Bill	0-1	2.51	18	0	0	0	1	28.2	18	15	8	2	7	9	0	31	0	7	.168	107	123	0	8	1
Clark, Tyler	0-0	3.71	13	0	0	0	0	17.0	15	10	7	1	1	13	0	25	0	5	.238	63	77	0	4	2
De La Rosa, Edgar	2-4	3.19	12	12	0	0	0	67.2	70	30	24	5	3	18	0	50	2	6	.277	253	281	4	0	0
Del Orbe, Emmanuel	3-0	5.18	15	0	0	0	0	24.1	37	20	14	1	5	10	0	19	2	2	.349	106	123	2	3	2
Duffey, Jack	5-3	3.81	11	11	0	0	0	54.1	54	26	23	2	3	17	0	42	0	4	.260	208	229	1	0	0
Green, Scott	0-2	4.66	9	0	0	0	1	9.2	11	9	5	3	1	5	0	6	0	2	.268	41	47	0	1	2
Heckaman, Eric	1-2	1.14	20	0	0	0	1	23.2	16	6	3	0	1	13	1	25	0	5	.198	81	98	2	5	4
Kickham, Daniel	2-0	3.68	13	0	0	0	0	14.2	8	7	6	1	1	10	0	11	0	2	.167	48	60	0	6	1
Knudson, Guido	1-1	2.74	13	0	0	0	0	23.0	18	10	7	0	1	4	0	22	0	2	.225	80	91	3	6	1
Lo, Hua-Wei	0-0	0.00	2	1	0	0	1	6.0	4	0	0	0	0	1	0	9	0	0	.190	21	22	0	1	0
Matyas, Scott	0-1	8.44	4	0	0	0	0	5.1	5	5	5	1	0	2	0	6	0	0	.250	20	23	0	1	1
Paulino, Brenny	4-3	2.36	11	8	2	1	0	45.2	34	19	12	1	4	18	0	45	0	5	.202	168	191	0	0	0
Robertson, Montreal	3-2	2.73	24	0	0	0	9	26.1	29	10	8	0	0	14	0	22	0	8	.290	100	119	1	21	0
Sabol, Jake	3-3	3.43	13	10	0	0	0	65.2	63	28	25	3	2	11	0	39	1	3	.251	251	267	1	0	0
Satterwhite, Cody	0-0	3.60	8	0	0	0	1	10.0	13	7	4	0	0	2	0	10	0	0	.325	40	43	0	2	0
Stroud, Brian	1-4	2.76	6	6	0	0	0	32.2	27	16	10	5	1	6	0	29	0	1	.221	122	131	1	0	0
Todd, Jade	2-0	1.08	4	0	0	0	0	8.1	5	1	1	0	0	1	0	5	0	1	.179	28	30	0	0	1
White, Tyler	0-0	1.80	4	0	0	0	0	5.0	0	2	1	0	0	2	0	6	0	1	.000	15	17	0	0	0

PLAYER DEVELOPMENT AND SCOUTING



DOMINICAN SUMMER LEAGUE TIGERS (ROOKIE)

RAFAEL MARTINEZ

DSL Tigers Manager

Rafael Martinez returns for his fifth season with the Dominican Summer League Tigers in 2012, his second as the club's manager. He spent his first three seasons as a coach with the club (2008-10), which marked his first professional coaching assignment.

Originally signed by the Los Angeles Dodgers as a non-drafted free agent on November 22, 1991, he played seven seasons at the minor league level with the Dodgers (1992-96), New York Mets (1997) and Boston Red Sox (1998) organizations.

Martinez most recently spent time working with younger players in Santo Domingo.

RECORD AS A MANAGER

Year	Club	League	W	L	Pct.	Position
2011	DSL Tigers	Dominican Summer	25	41	.379	Third



RAMON ESPINOSA

DSL Tigers Hitting Coach

Ramon Espinosa returns for his second season as a coach with the Dominican Summer League Tigers during the 2012 season. His stint as a coach with the Dominican Summer League Tigers marks his first professional coaching assignment.

Originally signed by the Pittsburgh Pirates as a non-drafted free agent on July 12, 1990, he played seven seasons at the minor league level with the Pirates (1991-97) and New York Mets (1997). Additionally, he played three seasons in the Mexican League (2003, 2005-06).

Prior to joining the Tigers organization, Espinosa worked with young aspiring players in San Pedro de Macoris.



RAYNOLDS GUZMAN

DSL Tigers Catching Coach

Raynolds Guzman will serve as the catching coach with the Dominican Summer League Tigers during the 2012 season, marking his first professional coaching assignment.

Signed by the Tigers as a non-drafted free agent on September 27, 2007, he saw action in four seasons with the Dominican Summer League Tigers (2008-11). Guzman batted .260 with 27 doubles, three triples, three home runs and 75 RBI in 199 games during his career.



CARMELO JAIME

DSL Tigers Infield Coach

Carmelo Jaime returns for his second season as the infield coach with the Dominican Summer League Tigers during the 2012 season. His stint as the infield coach with the Dominican Summer League Tigers marks his first professional coaching assignment.

He played three seasons at the minor league level with the Tigers after being selected by Detroit in the 24th round of the 2008 Major League Baseball First-Year Player Draft.

Born in the Dominican Republic, Jaime attended Miami Dade Community College in Florida.



JOSE PARRA

DSL Tigers Pitching Coach

Jose Parra will serve as the pitching coach for the Dominican Summer League Tigers for the fifth straight season after he joined the Tigers organization in 2008.

He served as a bullpen coach for Gigantes in the Dominican Winter League following the 2007 season.

Originally signed by the Los Angeles Dodgers as a non-drafted free agent on December 7, 1989, Parra saw action in five seasons at the major league level with the Dodgers (1995), Minnesota Twins (1995), Pittsburgh Pirates (2000), Arizona Diamondbacks (2002) and New York Mets (2004). Additionally, he pitched in professional leagues in Japan, Korea, Taiwan and Mexico.



TRAMMELL AND WHITAKER SET AL RECORD

Former Tigers Alan Trammell and Lou Whitaker, who played together from 1977-95, established an American League record in 1995 with 1,918 appearances as teammates. Trammell and Whitaker, who played shortstop and second base, respectively, broke the old American League mark of 1,914 held by Kansas City third baseman George Brett and second baseman Frank White. The major league mark for appearances by two players as teammates is 2,015, held by third baseman Ron Santo and outfielder Billy Williams of the Chicago Cubs, who played together from 1960-73.

DOMINICAN SUMMER LEAGUE TIGERS (ROOKIE)



THE SEASON: The DSL Tigers finished third in the San Pedro de Macoris Division of the Dominican Summer League with a 26-41 record (.379). Righthanded pitcher Luis Hidalgo and shortstop Alwin Delgado were selected to the league's mid-season all-star squad.

THE BATS: Catcher Raynolds Guzman hit .321 (26x81) with four doubles, a triple, home run and 13 RBI in 23 games during July. Guzman led the DSL Tigers with 59 hits and 27 RBI, while Delgado led the club with 12 doubles.

THE ARMS: The DSL Tigers finished third in the Dominican Summer League with 570 strikeouts. Righthanded pitcher Ricardo Ciriaco finished second in the league with 29 appearances. Hidalgo compiled a 1-1 record, 1.61 ERA (28.0IP/5ER) and 37 strikeouts in six outings (four starts) during June. Hidalgo was second in the league with 37 strikeouts during the month.

PLAYER	AVG	G	AB	R	H	2B	3B	HR	RBI	BB	IBB	SO	SB	CS	OBP	SLG	SF	SH	HP	GAMES BY POSITION									
																				DP	1B	2B	3B	SS	OF	C	E		
Acevedo, Sandy	.248	51	149	16	37	3	2	2	17	13	0	42	11	5	.333	.336	0	1	6	2	0	0	0	37	0	4			
Contreras, Francisco	.193	54	166	18	32	8	4	1	16	11	0	34	7	1	.266	.307	1	3	6	3	3	2	52	0	0	13			
Crafort, Samuel	.212	60	198	21	42	4	5	3	16	26	0	77	9	10	.308	.328	1	4	2	1	0	1	0	9	43	0	8		
Delgado, Alwin	.272	55	184	18	50	12	3	0	13	11	0	38	7	7	.328	.370	1	6	5	1	0	0	3	55	0	14			
Felipe, Eurys	.194	34	98	21	19	3	1	0	5	21	0	16	9	7	.341	.245	2	3	2	0	0	8	0	5	0	0	6		
Guzman, Raynolds	.274	62	215	24	59	11	3	1	27	5	0	14	6	3	.307	.367	2	1	6	5	18	0	2	0	0	46	5		
Lara, Confesor	.177	61	215	32	38	3	3	2	12	18	0	79	12	4	.252	.247	1	3	4	3	0	0	0	0	0	59	0	6	
Morillo, Robert	.180	25	50	6	9	3	0	1	7	6	0	11	2	1	.281	.300	0	2	1	0	5	13	3	5	0	0	5		
Ortiz, Samuel	.255	63	188	30	48	5	5	1	21	27	0	37	13	10	.370	.351	5	5	10	6	0	53	9	0	0	10	10		
Oses, Omar	.203	29	74	7	15	1	0	0	7	3	0	20	3	0	.253	.216	3	1	3	1	0	0	0	0	0	2	26	6	
Pena, Lenny	.206	48	126	10	26	6	0	3	13	11	0	41	0	6	.282	.325	2	1	3	2	38	0	7	0	0	0	9		
Romero, Javier	.184	55	141	16	26	8	3	0	12	21	0	42	10	5	.310	.284	1	1	5	1	20	0	0	0	33	0	5		
Santana, Felix A.	.087	13	23	2	2	0	0	0	0	1	0	5	1	0	.125	.087	0	0	0	2	0	0	0	0	0	2	7	1	
Santana, Felix G.	.204	49	142	17	29	7	2	3	16	12	0	43	5	6	.296	.345	1	0	7	1	0	0	0	0	41	0	2		

PITCHER	W-L	ERA	G	GS	CG	SHO	SV	IP	H	R	ER	HR	HB	BB	IBB	SO	BK	WP	AVG	AB	TBF	SF	GF	LD	
																									Abad, Che
Acosta, Albin	1-1	3.32	10	0	0	0	0	19.0	16	11	7	0	4	13	0	18	0	1	.239	67	87	1	2	2	
Alvarado, Carlos	2-0	1.64	2	2	0	0	0	11.0	9	2	2	0	2	2	0	12	0	0	.225	40	44	0	0	0	
Aybar, Pedro	1-1	3.68	10	0	0	0	0	14.2	17	8	6	0	3	13	0	22	0	3	.288	59	75	0	1	2	
Burgos, Cesar	0-0	0.00	7	0	0	0	0	7.1	4	0	0	0	1	3	0	10	0	1	.154	26	30	0	3	1	
Calderon, Yinio	0-0	16.20	3	0	0	0	0	3.1	3	6	6	0	1	7	0	4	0	3	.333	9	19	0	1	0	
Ciriaco, Ricardo	1-6	4.94	29	2	0	0	1	51.0	52	34	28	1	10	29	3	32	2	5	.267	195	244	4	9	5	
Espinal, Yoel	3-3	2.79	12	12	0	0	0	48.1	29	18	15	1	6	29	0	51	1	10	.177	164	203	1	0	0	
Hidalgo, Luis	3-4	2.07	14	8	0	0	0	65.1	58	28	15	2	5	15	0	71	3	6	.231	251	276	1	0	1	
Jacobs, Vijandrick	0-1	7.43	7	3	0	0	0	13.1	12	11	11	1	4	15	0	13	0	0	.267	45	66	1	0	2	
Lachapel, Walter	1-1	4.70	21	0	0	0	1	38.1	45	25	20	1	6	26	0	37	0	12	.302	149	185	3	9	1	
Lopez, Yorfrank	2-0	1.98	3	1	0	0	0	13.2	14	4	3	1	2	5	0	11	0	0	.264	53	61	0	0	0	
Manzanillo, Rafael	2-2	9.78	17	1	0	0	0	23.0	15	27	25	0	4	42	0	33	0	19	.190	79	129	2	1	2	
Montero, Miguel	0-2	11.93	15	0	0	0	0	14.1	11	19	19	0	4	39	0	8	0	24	.224	49	93	0	5	1	
Morillo, Gregory	0-3	7.27	18	3	0	0	0	26.0	23	32	21	1	15	28	0	32	0	12	.228	101	148	2	5	2	
Nesbitt, Angel	1-0	0.00	5	0	0	0	1	6.0	4	0	0	0	0	1	1	7	0	0	.190	21	22	0	4	1	
Ortiz, Samuel	1-0	0.00	2	0	0	0	0	1.2	1	0	0	0	1	1	0	2	0	0	.167	6	8	0	2	0	
Paniagua, Adrian	1-4	6.32	16	9	0	0	0	37.0	41	34	26	0	8	39	0	45	0	10	.297	138	189	1	0	1	
Paulino, David	0-1	0.00	8	7	0	0	0	15.0	8	4	0	0	4	7	0	14	0	0	.160	50	62	1	0	0	
Perez, Fernando	0-2	2.10	9	9	0	0	0	34.1	23	11	8	1	4	14	0	26	0	5	.202	114	136	2	0	0	
Rosario, Harold	3-3	3.22	20	0	0	0	1	36.1	26	17	13	0	3	20	0	56	0	7	.195	133	159	2	7	2	
Solano, Gregorio	3-5	4.75	10	10	0	0	0	41.2	33	29	22	0	8	23	1	37	1	13	.213	155	188	1	0	0	
Valdez, Jose	1-1	2.29	18	0	0	0	0	9	19.2	13	5	5	0	2	10	0	27	1	2	.191	68	81	0	16	1

PLAYER DEVELOPMENT
AND SCOUTING

QUALIFICATIONS FOR LEAGUE BATTING AND PITCHING TITLES

A batting champion is determined each season in each league by the highest batting average (number of hits divided by the number of at-bats) based on a minimum of 502 plate appearances, which may include walks, sacrifices flies and hit by pitch.

The pitching champion is determined in each league by the lowest earned run average (number of earned runs multiplied by nine, then divided by innings pitched) with a minimum of 162 innings pitched.



VENEZUELAN SUMMER LEAGUE TIGERS (ROOKIE)

RAFAEL GIL

VSL Tigers Manager

Rafael Gil returns for his second season with the Tigers organization to serve as the manager of the Venezuelan Summer League Tigers in 2012. His stint as the manager of the Venezuelan Summer League Tigers marks his first professional managing or coaching assignment.

Originally signed by the Boston Red Sox as a non-drafted free agent on July 22, 2003, he spent five seasons with the organization as a catcher. He saw action with Single A Lowell in the New York-Penn League during his final season in 2008.



RECORD AS A MANAGER

Year	Club	League	W	L	Pct.	Position
2011	VSL Tigers	Venezuelan Summer	28	43	.394	Eighth

CARLOS BOHORQUEZ

VSL Tigers Pitching Coach

Carlos Bohorquez returns for his third season as the pitching coach with the Venezuelan Summer League Tigers in 2012, his third season with the Tigers organization. It marks his first professional coaching assignment.

Originally signed by the Cincinnati Reds as a non-drafted free agent on July 12, 1999, he spent three seasons in the organization as a third baseman before being converted to a pitcher. Bohorquez compiled a 14-19 record and 3.90 ERA in 194 games over six seasons as a pitcher in the Reds minor league system (2002-07). He pitched in Mexico during the 2008 season.



CARLOS QUINTERO

VSL Tigers Infield Coach

Carlos Quintero returns for his third season as the infield coach with the Venezuelan Summer League Tigers in 2012, his third season with the Tigers organization. It marks his first professional coaching assignment.

He most recently worked three years at Los Arcos High School as a sports instructor.

Quintero represented the Distrito Federal in many national baseball tournaments from 1979-93. Additionally, he represented Venezuela as he participated in the Youth Baseball Championships in 1978 and both the Central America and Caribbean Youth Championships in 1982.



JOSMAN ROBLES

VSL Tigers Hitting Coach

Josman Robles will serve as a coach with the Venezuelan Summer League Tigers in 2012, his seventh season with the Tigers organization. He served as the manager of the Venezuelan Summer League Tigers for five seasons (2006-10).

He spent four seasons (2002-05) as the manager of the Venezuelan Summer League Red Sox before joining the Tigers organization in 2006. Prior to joining the Red Sox, Robles worked for the Florida Marlins for five seasons (1997-2001). He first joined the Marlins as a scout in Venezuela, before managing the Venezuelan Summer League Marlins in 2001.

Robles was named the Angel Vazquez Latin American Person of the Year in 2000.

He played six seasons (1986-91) at the minor league level with the Atlanta Braves.



DETROIT TIGERS OLDE ENGLISH 'D'

The Detroit Tigers Olde English 'D' is one of the most revered emblems in Major League Baseball. It was first stitched on the away uniform in 1904, only three years after the team had joined the newly formed American League. The following year, the Olde English 'D' was stitched on the home uniform as well and also appeared on the baseball cap. Through the years the 'D' has undergone various stylizations, but the pride this symbol brings to the team and its fans has been constant.

VENEZUELAN SUMMER LEAGUE TIGERS (ROOKIE)



THE SEASON: The VSL Tigers finished with a 28-43 record (.394), eighth place in the Venezuelan Summer League.

THE BATS: The VSL Tigers finished second in the Venezuelan Summer League with 36 home runs. First baseman/third baseman Jose Soledad finished fourth in the league with 78 hits and 112 total bases, while he tied for fourth with 17 doubles and tied for fifth with 44 runs scored, 39 RBI and 23 extra-base hits. Second baseman Harold Castro topped the league with 24 stolen bases, while he finished third with 79 hits and tied for fifth with 44 runs scored. Catcher/first baseman Gabriel Tenia tied for fourth in the league with seven home runs. Shortstop David Gonzalez tied for fifth in the league with 44 runs scored. First baseman/third baseman Jesus Ustariz tied for seventh in the league with a .324 batting average.

THE ARMS: Righthanded pitcher Carlos Alvarado led the Venezuelan Summer League with 63 strikeouts, while he finished seventh with a 3.57 ERA. Righthanded pitcher Jose Rodriguez tied for fourth in the league with five wins. Righthanded pitcher Angel Nesbitt tied for fourth in the league with seven saves. Righthanded pitcher Jairo Sanchez finished fifth in the league with 21 appearances.

PLAYER	AVG	G	AB	R	H	2B	3B	HR	RBI	BB	IBB	SO	SB	CS	OBP	SLG	SF	SH	HP	GI GAMES BY POSITION									
																				DP	1B	2B	3B	SS	OF	C	E		
Alvarado, Jesus	.301	58	193	29	58	13	1	2	26	18	1	27	7	8	.370	.409	1	1	4	5	0	0	0	0	57	0	5		
Carranza, Daniel	.190	31	105	13	20	6	1	4	13	5	0	53	0	0	.241	.381	0	0	2	0	0	0	0	0	11	0	1		
Castro, Harold	.313	63	252	44	79	10	0	1	32	11	0	21	24	7	.352	.365	0	5	4	5	1	57	0	6	0	0	15		
Cortez, Luis	.229	46	157	18	36	8	0	4	19	10	1	36	4	1	.303	.357	3	3	8	1	1	4	28	13	0	0	11		
Gonzalez, David	.255	68	239	44	61	12	0	1	19	51	0	33	8	10	.387	.318	4	5	3	3	0	11	0	54	0	0	16		
Montero, Jhosua	.168	30	95	7	16	3	0	2	11	2	0	26	1	1	.202	.263	0	2	2	2	2	0	0	0	0	11	3		
Ovalles, Jose	.226	50	133	25	30	6	0	3	13	31	0	25	0	0	.393	.338	2	3	7	2	6	0	0	0	0	43	5		
Perez, Carlos	.267	49	146	18	39	8	1	0	26	19	1	28	4	2	.359	.336	2	2	3	3	0	0	0	0	0	43	0	3	
Soledad, Jose	.313	67	249	44	78	17	1	5	39	21	2	30	15	5	.366	.450	4	3	2	3	37	0	33	0	0	0	11		
Tenia, Gabriel	.211	48	161	20	34	5	0	7	25	13	1	43	0	0	.286	.373	3	0	5	2	16	0	0	0	0	23	7		
Tovar, Orvin	.213	67	240	37	51	10	2	2	29	36	3	34	5	3	.319	.296	3	0	3	7	0	0	0	0	59	0	2		
Ustariz, Jesus	.324	50	176	25	57	12	1	3	22	14	0	21	3	0	.386	.455	2	0	5	4	16	0	15	0	0	0	3		
Yance, Anderson	.263	60	209	34	55	11	2	2	16	19	0	34	11	5	.336	.364	2	0	5	3	0	0	0	0	53	0	6		

PITCHER	W-L	ERA	G	GS	CG	SHO	SV	IP	H	R	ER	HR	HB	BB	IBB	SO	BK	WP	AVG	AB	TBF	SF	GF	HLD
Alvarado, Carlos	3-5	3.57	18	13	0	0	0	68.0	69	35	27	3	1	22	0	63	1	7	.266	259	287	2	2	1
Belisario, Johan	0-4	7.50	15	6	0	0	0	42.0	61	43	35	10	8	12	0	26	0	3	.343	178	204	2	3	1
Camaripano, Junior	0-2	7.13	15	0	0	0	1	24.0	21	22	19	2	6	24	0	21	0	11	.250	84	116	1	6	0
Cedeno, Cruz	3-4	5.58	16	7	0	0	1	50.0	57	32	31	8	3	19	1	21	0	7	.305	187	214	0	4	1
Hernandez, Daniel	3-1	3.96	13	11	0	0	0	52.1	59	35	23	3	9	21	0	34	2	3	.284	208	243	1	0	0
Jacobs, Vijandrick	2-0	9.00	3	0	0	0	0	6.0	3	6	6	0	0	7	0	3	1	2	.158	19	27	1	0	0
Lopez, Yorfrank	2-7	6.94	17	13	0	0	0	58.1	81	50	45	3	2	28	0	31	1	5	.331	245	278	1	0	1
Mendoza, Jose	0-2	15.00	10	0	0	0	0	12.0	20	20	20	3	2	6	0	7	0	0	.370	54	62	0	3	0
Mosquera, Yonny	2-3	5.91	16	3	0	0	1	35.0	42	30	23	6	6	25	2	25	2	5	.298	141	173	0	6	2
Nesbitt, Angel	1-3	4.25	20	7	0	0	7	53.0	63	30	25	0	3	18	2	32	0	5	.303	208	237	2	10	0
Rodriguez, Jose	5-0	3.51	19	0	0	0	0	41.0	38	19	16	1	5	25	0	21	0	7	.259	147	179	0	2	2
Rodriguez, Luis	1-0	4.50	15	0	0	0	0	22.0	17	13	11	2	2	17	0	9	1	2	.218	78	97	0	7	1
Rojas, Eduardo	2-1	4.09	14	6	0	0	0	44.0	40	28	20	3	2	32	0	16	2	7	.247	162	198	1	0	0
Sanchez, Jairo	2-0	2.87	21	0	0	0	3	31.1	31	13	10	0	2	21	1	17	0	3	.274	113	140	2	10	2
Tablante, Jose	2-6	6.10	18	3	0	0	3	38.1	41	30	26	4	6	17	2	36	0	9	.283	145	170	0	10	2
Vasquez, Angel	0-4	8.84	14	2	0	0	0	19.1	33	22	19	1	2	14	0	8	0	7	.384	86	104	1	5	0
Villaruel, Orlando	0-1	14.85	6	0	0	0	0	6.2	10	13	11	1	0	16	0	3	0	11	.417	24	43	1	3	1

PLAYER DEVELOPMENT AND SCOUTING

TIGER STADIUM FINAL FACTS

THE FINAL GAME

Date: Monday, September, 27, 1999
Score: Detroit 8, Kansas City 2
Official Attendance: 43,356 (46,302 tickets distributed)
Start Time/Temperature: 4:09 p.m./84 degrees
Starting Pitchers: Brian Moehler (DET), Jeff Suppan (KC)
Umpires: Rocky Roe (HP), Rick Reed (1B), Durwood Merrill (2B), Jim Reynolds (3B)
Final Pitch: 7:07 p.m.

FROM THE FIELD

	Detroit	Opponent
Final Pitcher	Todd Jones	Jeff Montgomery (KC)
Final Batter	Kimera Bartee	Carlos Beltran (KC)
Final Hit	Robert Fick	Mike Sweeney (KC)
Final Putout	Brad Ausmus	Mike Sweeney (KC)
Final Home Run	Robert Fick	Mark Quinn (KC)
Final RBI	Robert Fick	Joe Randa (KC)
Final Stolen Base	Gabe Kapler	Homer Bush (TOR)
Final Home Run over RF Roof	Karim Garcia	Jeromy Burnitz (MIL)
Final Shutout	Brian Moehler	Wilson Alvarez (TB)



TIGERS MINOR LEAGUE TRAINING STAFF

MATT RANKIN

Toledo Athletic Trainer

Matt Rankin enters his 12th season as the trainer with Triple A Toledo, his 17th with the organization. He was tabbed the International League Trainer of the Year by the Professional Baseball Athletic Trainers Society in 2010.

He joined the Tigers organization in 1996, spending that season with Single A Visalia before spending two seasons with both Single A Jamestown (1997-98) and Single A Lakeland (1999-2000).

Rankin served as the trainer for Honolulu in the Hawaii Winter League in 1997, Delaware in the Maryland Fall League in 1998 and the Peoria Saguaros in the Arizona Fall League in 2007.

He earned a bachelor's degree in community health and a master's degree in athletic training from Ohio University.



CHRIS McDONALD

Erie Athletic Trainer

In his 12th season as a trainer with the Tigers organization, Chris McDonald will return to Double A Erie as the trainer for the seventh straight season in 2012.

McDonald was tabbed the Eastern League Trainer of the Year by the Professional Baseball Athletic Trainers Society in 2011.

He interned in athletic training with the Tigers during spring training in 2000. He served as the trainer with the Gulf Coast League Tigers (2001), Single A Oneonta (2002) and Single A Lakeland (2003-05).

He graduated from Bowling Green State University in 2000 with a bachelor's of science in education after majoring in sport management with an emphasis in athletic training. He is a certified athletic trainer.

A native of Troy, MI, he worked as a home clubhouse attendant and bat boy for the Tigers from 1994-99.



COREY TREMBLE

Lakeland Athletic Trainer

Corey Tremble returns for his fifth season as a trainer with the Tigers organization, his second with Single A Lakeland. Additionally, he served as a trainer with Surprise in the Arizona Fall League in 2010.

He served as the trainer for the Gulf Coast League Tigers during the 2008 season and Single A West Michigan during both the 2009 and 2010 seasons. Additionally, Tremble served as the interim minor league medical coordinator for three months following the 2008 season until Dustin Campbell was named to the position in December.

Tremble interned as a trainer at the minor league level with the Tigers in both 2005 and 2006.

He was the head athletic trainer as a graduate assistant with the University of South Florida baseball team from the fall of 2006 through the spring of 2008. Tremble received his bachelor's degree in athletic training from Florida Southern College in 2005, while he earned a master's degree in exercise science from the University of South Florida in 2008.

Tremble is a certified athletic trainer, licensed athletic trainer in the state of Florida and a certified strength and conditioning specialist through the National Strength and Conditioning Association.

He was the recipient of the Dr. Clarence Livingood Memorial Scholarship from the Professional Baseball Athletic Trainers Society in 2006 and he has been the Florida representative for the National Athletic Trainers Association Young Professionals Committee since 2007.



T.J. SAUNDERS

West Michigan Athletic Trainer

T.J. Saunders returns for his fourth season as a trainer with the Tigers organization in 2012, his second with Single A West Michigan.

He served as the trainer with the Gulf Coast League Tigers in 2009 and Single A Connecticut in 2010.

Prior to joining the Tigers organization, he served as a trainer with the Canton Coyotes in the independent Frontier League (2002), as a staff athletic trainer at the Appalachian Therapy Center in Knoxville, TN (2003-07) and as a graduate assistant athletic trainer at the University of Tennessee (2007-09).

Saunders received a bachelor's degree in sports medicine from Florida State University in 2001, while he earned a master's degree in exercise physiology from the University of Tennessee in 2009.

He is a certified athletic trainer and strength and conditioning specialist, while he has been a member of NATA since 2001 and NSCA since 2004. He is a member of the Southeast Athletic Trainers Association and Tennessee Athletic Trainers Society.





T.J. OBERGEFELL

Connecticut Athletic Trainer

T.J. Obergefell returns for his fourth season with the Tigers organization in 2012, his second as a trainer with Single A Connecticut. He spent the 2009 season as the trainer with Single A Oneonta and the 2010 season as the trainer with the Gulf Coast League Tigers.

He served as a student athletic trainer at the State University of New York at Brockport (2005-07) and as a graduate assistant athletic trainer at Georgia State University (2007-09). Additionally, he served as a training intern with the Tigers in March of 2008 and with the Atlanta Braves in June of 2008.

Obergefell received a bachelor's degree in physical education with a concentration in athletic training from State University of New York at Brockport in 2007, while he earned a master's degree in sports medicine from Georgia State University in 2009.

He is a certified athletic trainer and a certified member of the National Athletic Trainers Association.



JASON SCHWARTZMAN

GCL Tigers Athletic Trainer

Jason Schwartzman returns for his second season with the Tigers organization in 2012 to serve as the trainer with the Gulf Coast League Tigers.

Prior to joining the Tigers organization, he spent two years as an intern assistant athletic trainer at Florida Gulf Coast University.

Schwartzman received his bachelor's degree in athletic training from Nova Southeastern University in May of 2009. He is currently pursuing a master's degree in health science, with a concentration in sports medicine, from Nova Southeastern University and he plans to graduate in May of 2012.

He is currently a member of the National Athletic Trainers Association, the Southeastern Athletic Trainers Association and the Athletic Trainers Association of Florida.



LUIS REYES

DSL Tigers Trainer

Luis Reyes returns for his fourth season as the trainer for the Dominican Summer League Tigers in 2012.

Prior to joining the Tigers organization, Reyes spent six seasons as a trainer in the Boston Red Sox organization and three seasons as a trainer in the Florida Marlins organization.

Reyes pitched professionally in the Oakland Athletics and Marlins systems during his career. He is the brother of former major league pitcher Al Reyes.



RAFAEL SUERO

DSL Tigers Strength and Conditioning Coach

Rafael Suero returns for his seventh season as the strength and conditioning coach for the Dominican Summer League Tigers in 2012.



LUIS RODRIGUEZ

VSL Tigers Trainer

Luis Rodriguez returns for his seventh season as the trainer for the Venezuelan Summer League Tigers in 2012.

Prior to joining the Tigers organization, he spent the previous four seasons (2002-05) as the trainer for the Venezuelan Summer League Red Sox.

Prior to joining the Red Sox in 2002, Rodriguez served as the trainer for the Venezuelan Summer League Marlins for three seasons (1999-2001).



PLAYER DEVELOPMENT
AND SCOUTING

ROBERTO CLEMENTE AWARD

Since 1971, Major League Baseball has annually presented an award that recognizes a player who best exemplifies the game of baseball through sportsmanship, community involvement and positive contributions to his team.

In 1973, following the tragic death of Roberto Clemente, the award was named to honor the man whose spirit and goodwill will always be remembered. The 12-time All-Star and Hall of Famer was killed in a plane crash in 1972 delivering food and medical supplies to earthquake victims of Nicaragua. The award recognizes those individuals who truly understand the value of helping others.

A panel of baseball dignitaries, including Vera Clemente and Commissioner Allan H. (Bud) Selig, annually selects the winner from a list of 30 candidates, one from each Major League Baseball Club. These local winners are announced in September during Roberto Clemente Day. The winner of the national Roberto Clemente Award is announced during a pre-game ceremony at the World Series. Past winners include Jamie Moyer, Jim Thome, Curt Schilling, Al Leiter, Tony Gwynn, Willie Mays, Ozzie Smith, and Cal Ripken, Jr.



TIGERS SCOUTING DIRECTORY

MAJOR LEAGUE SCOUTING



Scott Reid
Vice President,
Player Personnel



Eddie Bane
Major League
Scout



Jim Olander
Major League
Scout



Mike Russell
Major League
Scout



Bruce Tanner
Major League
Scout



Jeff Wetherby
Major League
Scout

AMATEUR SCOUTING



David Chadd
Vice President, Amateur Scouting/
Special Assistant to the GM



Scott Pleis
Director,
Amateur Scouting



Cheryl Evans
Director, Minor League &
Scouting Administration



Julian Shabazz
Assistant,
Amateur Scouting

CROSSCHECKERS



Ray Crone
National
Crosschecker



Tim Hallgren
National
Crosschecker



Mike Hankins
Regional
Crosschecker - Midwest



Tim McWilliam
Regional
Crosschecker - West



James Orr
Regional
Crosschecker - East



Tom Osowski
Regional
Crosschecker - Central

TIGERS HITTING A GRAND SLAM FOR FIRST MAJOR LEAGUE HOME RUN

Brennan Boesch became the 11th player in Tigers history to hit a grand slam for his first major league home run. The following is a list of all 11 players to accomplish the feat:

Player	Date	Opponent
Donie Bush	May 17, 1910	at Boston
Eddie Onslow	August 22, 1912	at Washington
Bob Jones	August 29, 1919	at St. Louis
Frank Croucher	June 10, 1939	vs. Washington
Al Unser	May 31, 1944	vs. New York Yankees
Zeb Eaton	July 15, 1945	at New York Yankees
Saul Rogovin	July 23, 1950	at New York Yankees
Rick Peters	May 27, 1980	at New York Yankees
Milt Cuyler	May 19, 1991	vs. Minnesota
Cody Ross	September 2, 2003	vs. Cleveland
Brennan Boesch	April 30, 2010	vs. Los Angeles Angels of Anaheim

Courtesy David Vincent



AREA SCOUTS



Bryson Barber
AL, LA, MS,
FL Panhandle



Grant Brittain
NC, SC



Bill Buck
VA, DC, MD, DE,
NJ, PA, WV



Rolando Casanova
South FL,
Puerto Rico



Scott Cerny
Northern CA,
Northern NV



Murray Cook
Central FL,
Northeast



Tim Grieve
TX



Garrett Guest
MI, Northern IN,
Northern OH, WI



Ryan Johnson
WA, OR, ID,
WY, MT, AK



Matt Lea
Southern CA, HI



Marty Miller
IA, IL, MN,
NE, ND, SD



Steve Pack
Southern CA,
Southern NV



Brian Reid
AZ, CO, NM, UT



Jim Rough
Northern FL, GA



Chris Wimmer
OK, AR, KS, MO



Harold Zonder
Southern IN, KY,
Southern OH, TN

PART-TIME SCOUTS



Vache Bahadurian
NY




Brian Boles
MD



Vaughn Calloway
Detroit



German Geigel
Puerto Rico



Rowland George
DE, NJ



Pete Leahy
PA, NJ



Mark Monahan
MI



Clyde Weir
MI

PLAYER DEVELOPMENT
AND SCOUTING



TIGERS SCOUTING DIRECTORY

INTERNATIONAL SCOUTING



Tom Moore
Director, International
Operations



Miguel Garcia
Director, Latin
American Scouting



Kevin Hooker
Coordinator,
Pacific Rim



Giovanni Hernandez
Scouting Assistant,
International Operations

LATIN AMERICAN SCOUTING



Ramon Perez
Director, Dominican
Republic Operations



Pedro Chavez
Venezuela
Scouting Supervisor



Oliver Arias
Coordinator,
Dominican Academy



Jimmy Ortiz
Administrative Assistant,
Dominican Academy



Oscar Garcia
Venezuela
Academy Administrator



Jesus Mendoza
Venezuela



Aldo Perez
Dominican
Republic



Alejandro Rodriguez
Venezuela



Miguel Rodriguez
Dominican
Republic



Carlos Santana
Dominican
Republic



Ramon Webster
Panama

PACIFIC RIM SCOUTING



Yoko Higuchi
Japan



Glenn Williams
Australia



Steve Yoo
South Korea

TIGERS TRIPLE CROWN

Just 13 Tigers have led the club in batting average, home runs and RBI in the same season, led by Harry Heilmann who accomplished the feat six times. Six of the players are enshrined in the National Baseball Hall of Fame.

Year	Name	Avg.	HR	RBI	Year	Name	Avg.	HR	RBI
1903	Sam Crawford	.335	4	89	1940	Hank Greenberg	.340	41	150
1905	Sam Crawford	.297	6	75	1963	Al Kaline	.312	27	101
1907	Ty Cobb	.350	5	116	1967	Al Kaline	.308	25	78
1909	Ty Cobb	.377	9	107	1975	Willie Horton	.275	25	92
1911	Ty Cobb	.420	8	144	1979	Steve Kemp	.318	26	105
1921	Harry Heilmann	.394	19	139	1998	Tony Clark	.291	34	103
1923	Harry Heilmann	.403	18	115	2002	Randall Simon	.301	19	82
1924	Harry Heilmann	.346	10	113	2003	Dmitri Young	.297	29	85
1925	Harry Heilmann	.393	13	133	2007	Magglio Ordonez	.363	28	139
1927	Harry Heilmann	.398	14	120	2009	Miguel Cabrera	.324	34	103
1928	Harry Heilmann	.328	14	107	2010	Miguel Cabrera	.328	38	126
1933	Charlie Gehringer	.325	12	105	2011	Miguel Cabrera	.344	30	105
1938	Hank Greenberg	.315	58	146					

Bold indicates led the American League

2011 FIRST-YEAR PLAYER DRAFT



#	Name	Pos.	Ht.	Wt.	B/T	Residence	School
1	No Selection -- to the Boston Red Sox for the signing of Type A Free Agent C Victor Martinez						
*2	James McCann	C	6-2	210	R/R	Santa Barbara, CA	University of Arkansas
*3	Aaron Westlake	1B	6-4	235	L/R	Nashville, TN	Vanderbilt University
*4	Jason King	3B	6-0	216	S/R	Dublin, OH	Kansas State University
*5	Brandon Loy	SS	6-0	190	R/R	Rowlett, TX	University of Texas
*6	Tyler Collins	OF	5-11	215	L/L	Trophy Club, TX	Howard College
*7	Brian Flynn	LHP	6-8	268	L/L	Kellyville, OK	Wichita State University
*8	Jason Krizan	OF	6-0	185	L/R	Pflugerville, TX	Dallas Baptist University
*9	Chad Wright	OF	5-9	189	L/R	Paducah, KY	University of Kentucky
*10	Curt Casali	C	6-2	220	R/R	New Canaan, CT	Vanderbilt University
*11	Dean Green	1B	6-4	255	L/R	Tulsa, OK	Barry University
*12	Jeff Holm	OF	6-3	220	L/L	St. Charles, IL	Michigan State University
*13	Ryan Woolley	RHP	6-1	204	R/R	Montclair, VA	University of Alabama-Birmingham
*14	Patrick Smith	OF	6-1	170	L/L	Stone Mountain, GA	Middle Georgia College
*15	Tyler Gibson	SS	6-2	190	L/R	Lakeland, FL	Stratford Academy (GA)
*16	Ismael Salgado	OF	6-2	175	R/R	Toa Alta, PR	International Baseball Academy (PR)
*17	Chad Smith	RHP	6-3	215	L/R	Thousand Oaks, CA	University of Southern California
*18	Brett Harrison	SS	6-0	200	R/R	Henderson, NV	Green Valley HS (NV)
*19	Dan Bennett	RHP	6-4	230	S/R	Tallahassee, FL	Florida State University
*20	Tyler Barrett	LHP	6-2	205	R/L	Boise, ID	Lewis & Clark State College
21	Scott Squier	LHP	6-5	185	R/L	Phoenix, AZ	Greenway HS (AZ)
*22	Tommy Collier	RHP	6-3	205	R/R	Cypress, TX	San Jacinto College North
23	Trent Daniel	LHP	6-1	190	L/L	Bryant, AR	University of Arkansas
*24	Matt Crouse	LHP	6-4	190	L/L	Haymarket, VA	University of Mississippi
25	Mitchell Mormann	RHP	6-5	230	R/R	Manchester, IA	Wichita State University
*26	Colin Kaline	INF	5-10	180	S/R	Beverly Hills, MI	Florida Southern College
*27	Scott Matyas	RHP	6-4	220	R/R	North Prairie, MN	University of Minnesota
*28	Guido Knudson	RHP	6-1	185	R/R	Bonita, CA	University of California-San Diego
*29	Montreal Robertson	RHP	6-2	200	R/R	Dermott, AR	Coahoma Community College
30	Gregory Milhorn	RHP	6-2	165	R/R	Texarkana, AR	Arkansas HS (AR)
*31	Brian Stroud	RHP	6-4	215	R/R	Joliet, IL	Western Michigan University
*32	Brandon Eckerle	OF	5-11	175	R/R	Durand, MI	Michigan State University
*33	Daniel Kickham	RHP	6-4	205	R/R	Springfield, MO	Missouri State University
*34	Zach Maggard	C	5-11	186	R/R	Dade City, FL	Florida Southern College
*35	Eric Heckaman	RHP	6-2	215	R/R	South Bend, IN	Western Michigan University
*36	Jake Sabol	RHP	6-5	220	R/R	Shelby Township, MI	Central Michigan University
*37	Nick Avila	RHP	6-2	220	R/R	Pembroke Pines, FL	Nova Southeastern University
38	Blaise Salter	C	6-5	215	R/R	Bloomfield Hills, MI	Orchard Lake St. Mary's HS (MI)
39	Cole Brocker	RHP	6-3	205	R/R	Appleton, WI	Sacramento Community College
40	Ryan Krill	1B	6-4	205	L/R	Kalamazoo, MI	Portage Central HS (MI)
41	James Pickens	OF	6-0	201	L/R	West Bloomfield, MI	Brother Rice HS (MI)
42	Tucker Chadd	C	6-1	205	R/R	Wichita, KS	Bishop Carroll Catholic HS (KS)
43	Gregory Fettes	C	6-3	205	R/R	Madison Heights, MI	Lamphere HS (MI)
*44	Chretien Matz	OF	6-0	195	R/R	Olympia Fields, IL	University of Arkansas-Pine Bluff
45	Andrew Allen	OF	6-4	230	R/R	Phoenix, AZ	California State University-Los Angeles
46	Alexander Fernandez	OF	5-10	180	R/R	Cooper City, FL	Archbishop McCarthy HS (FL)
47	Ryan McPhail	C	6-1	190	S/R	Irmo, SC	Dutch Fork HS (SC)
48	Lavaris McCullough	OF	6-1	180	L/L	Palatka, FL	Palatka HS (FL)
49	Brett Impemba	OF	6-0	165	L/R	Macomb, MI	Dakota HS (MI)
50	Brandon Weber	OF	6-0	180	R/R	Wichita, KS	Bishop Carroll Catholic HS (KS)

* - Players who signed with the Tigers

PLAYER DEVELOPMENT
AND SCOUTING



TIGERS MINOR LEAGUE PLAYERS

ACEVEDO, SANDY MARTIN

OUTFIELDER

HEIGHT: 6-0 **BATS:** L **BORN:** December 25, 1992 - Caballero de Cotui, DR
WEIGHT: 170 **THROWS:** L **RESIDENCE:** Cotui, DR
RECOMMENDED/SIGNED BY: Aldo Perez/Carlos Santana/Ramon Perez (Tigers)
HOW OBTAINED: Signed by the Tigers as a non-drafted free agent on January 5, 2010.

Year	Club	AVG	G	AB	R	H	TB	2B	3B	HR	RBI	SH	SF	HB	BB	SO	SB	CS	OBP	SLG	E
2010	DSL Tigers	.236	48	123	15	29	46	5	6	0	16	1	0	4	15	32	6	3	.338	.374	5
2011	DSL Tigers	.248	51	149	16	37	50	3	2	2	17	1	0	6	13	42	11	5	.333	.336	4
MINOR LEAGUE TOTALS		.243	99	272	31	66	96	8	8	2	33	2	0	10	28	74	17	8	.335	.353	9

ACOSTA, ALBIN ANTONIO

RIGHTHANDED PITCHER

HEIGHT: 6-2 **BATS:** R **BORN:** June 12, 1990 - Bayaguana, DR
WEIGHT: 170 **THROWS:** R **RESIDENCE:** Santo Domingo, DR
RECOMMENDED/SIGNED BY: Carlos Santana/Ramon Perez (Tigers)
HOW OBTAINED: Signed by the Tigers as a non-drafted free agent on May 27, 2008.

Year	Club	W-L	ERA	G	GS	CG	SHO	SV	IP	H	AB	R	ER	HR	HB	BB	SO	WP	BK	AVG
2008	DSL Tigers	1-3	5.45	10	6	0	0	0	33.0	36	131	30	20	2	6	13	31	9	2	.275
2009	DSL Tigers	4-3	5.46	17	0	0	0	0	29.2	29	118	25	18	1	6	26	30	10	0	.246
2010	DSL Tigers	0-3	9.93	15	2	0	0	0	22.2	36	101	28	25	0	3	21	26	11	0	.356
2011	DSL Tigers	1-1	3.32	10	0	0	0	0	19.0	16	67	11	7	0	4	13	18	1	0	.239
MINOR LEAGUE TOTALS		6-10	6.04	52	8	0	0	0	104.1	117	417	94	70	3	19	73	105	31	2	.281

AGUASVIVAS, JUANER ALEXANDER

FIRST BASEMAN

HEIGHT: 6-4 **BATS:** R **BORN:** September 15, 1989 - Bani, DR
WEIGHT: 270 **THROWS:** R **RESIDENCE:** Bani, DR
RECOMMENDED/SIGNED BY: Claudio Brito/Ramon Perez (Tigers)
HOW OBTAINED: Signed by the Tigers as a non-drafted free agent on January 4, 2007.

CAREER HIGHLIGHTS:

2011: Tabbed the Gulf Coast League Tigers Player of the Year...selected to the Gulf Coast League's post-season all-star squad...topped the league with 101 total bases, while he finished third with 10 home runs and a home run once every 17.80 at-bats, tied for third with 37 RBI, finished fifth with a .567 slugging percentage, tied for fifth with 22 extra-base hits and finished ninth with a .315 batting average...led all league first basemen with 399 putouts.

2010: Led the Gulf Coast League with 66 strikeouts, while he tied for fifth with 19 extra-base hits...topped all league first basemen with 418 total chances and 387 putouts.

2009: Tabbed the Dominican Summer League Tigers Player of the Year...led the Dominican Summer League with 12 home runs, while he tied for the lead with 57 RBI and finished second with a home run once every 21.42 at-bats...selected to the league's mid-season all-star squad...hit .330 (33x100) with four doubles, seven home runs and 29 RBI in 26 games during June...led the league with seven home runs during June, while he finished second with 29 RBI and tied for third with 58 total bases.

2008: Tied for third in the Dominican Summer League with three home runs during August.

2007: Fourth in the Dominican Summer League with 75 strikeouts...tied for fifth in the league with 14 RBI during August.

Year	Club	AVG	G	AB	R	H	TB	2B	3B	HR	RBI	SH	SF	HB	BB	SO	SB	CS	OBP	SLG	E
2007	DSL Tigers	.224	60	214	34	48	59	5	0	2	34	3	3	4	27	75	2	1	.319	.276	7
2008	DSL Tigers	.254	53	197	31	50	76	8	0	6	19	0	1	7	19	66	0	0	.339	.386	12
2009	DSL Tigers	.257	67	257	36	66	111	9	0	12	57	0	2	5	22	64	1	2	.325	.432	4
2010	GCL Tigers	.226	52	186	19	42	71	14	0	5	27	0	1	3	8	66	1	0	.268	.382	7
	Lakeland	.125	4	16	0	2	2	0	0	0	1	0	0	0	1	6	0	0	.176	.125	1
2011	GCL Tigers	.315	48	178	26	56	101	9	3	10	37	0	4	4	12	47	3	0	.364	.567	5
MINOR LEAGUE TOTALS		.252	284	1048	146	264	420	45	3	35	175	3	11	23	89	324	7	3	.321	.401	36

ALCANTARA, JUAN

RIGHTHANDED PITCHER

HEIGHT: 6-4 **BATS:** R **BORN:** July 30, 1994 - Santo Domingo, DR
WEIGHT: 195 **THROWS:** R **RESIDENCE:** Santo Domingo, DR
RECOMMENDED/SIGNED BY: Carlos Santana/Ramon Perez/Miguel Garcia (Tigers)
HOW OBTAINED: Signed by the Tigers as a non-drafted free agent on October 6, 2011.

Year	Club	W-L	ERA	G	GS	CG	SHO	SV	IP	H	AB	R	ER	HR	HB	BB	SO	WP	BK	AVG
------	------	-----	-----	---	----	----	-----	----	----	---	----	---	----	----	----	----	----	----	----	-----

(2012 will be first professional season)

ALVARADO, JESUS ALEXANDER

OUTFIELDER

HEIGHT: 6-1 **BATS:** R **BORN:** November 25, 1991 - Valencia, VZ
WEIGHT: 160 **THROWS:** R **RESIDENCE:** Valencia, VZ
RECOMMENDED/SIGNED BY: German Robles (Tigers)
SCHOOL: U.E. Manuel Antonio Malpica
HOW OBTAINED: Signed by the Tigers as a non-drafted free agent on September 18, 2008.

CAREER HIGHLIGHTS:

2011: Led all Venezuelan Summer League outfielders with 135 total chances, 120 putouts, 10 assists and five double plays.

2010: Topped all Venezuelan Summer League outfielders with 181 total chances, 19 assists and eight double plays.

TIGERS MINOR LEAGUE PLAYERS



(Alvarado, cont.)

2009: Third in the Venezuelan Summer League with 58 strikeouts, while he tied for fifth with 65 games played...tied for the lead among all league outfielders with two double plays.

Year	Club	AVG	G	AB	R	H	TB	2B	3B	HR	RBI	SH	SF	HB	BB	SO	SB	CS	OBP	SLG	E
2009	VSL Tigers	.249	65	237	30	59	74	8	2	1	21	2	1	5	17	58	9	3	.312	.312	8
2010	VSL Tigers	.222	60	198	27	44	54	4	0	2	14	6	0	6	24	46	6	9	.325	.273	7
2011	VSL Tigers	.301	58	193	29	58	79	13	1	2	26	1	1	4	18	27	7	8	.370	.409	5
MINOR LEAGUE TOTALS		.256	183	628	86	161	207	25	3	5	61	9	2	15	59	131	22	20	.334	.330	20

ASHENBRENNER, JOSHUA TYLER (JOSH)

INFIELDER

HEIGHT: 6-0

BATS: L

BORN: August 29, 1987 - Seattle, WA

WEIGHT: 190

THROWS: R

RESIDENCE: Kirkland, WA

RECOMMENDED/SIGNED BY: Ryan Johnson (Tigers)

SCHOOL: Lewis & Clark State College (WA)

HOW OBTAINED: Selected by the Tigers in the 18th round of the June 2010 draft.

CAREER HIGHLIGHTS:

2010: Fanned once every 13.42 plate appearances, the second-toughest batter to strike out in the New York-Penn League...hit .343 (61x178) with 52 runs scored, 15 doubles, 10 home runs and 51 RBI in 48 games as a senior at Lewis & Clark State College...earned First-Team All-NAIA Gold Glove honors at third base.

2009: Batted .435 (77x177) with 53 runs scored, 11 doubles, a triple, four home runs and 44 RBI in 49 games during his junior season at Lewis & Clark State College.

2008: Hit .357 (74x207) with 49 runs scored, 13 doubles, a triple, home run and 41 RBI in 62 games during his sophomore season at Lewis & Clark State College...saw action in the Northwoods League during the summer, winning a gold glove at shortstop.

Year	Club	AVG	G	AB	R	H	TB	2B	3B	HR	RBI	SH	SF	HB	BB	SO	SB	CS	OBP	SLG	E
2010	Connecticut	.260	63	227	28	59	77	12	3	0	18	1	3	6	18	19	2	1	.327	.339	8
2011	West Michigan	.295	21	61	10	18	21	3	0	0	6	1	0	1	7	14	0	0	.377	.344	2
MINOR LEAGUE TOTALS		.267	84	288	38	77	98	15	3	0	24	2	3	7	25	33	2	1	.337	.340	10

AVERY, JAMES B.

RIGHTHANDED PITCHER

HEIGHT: 6-0

BATS: R

BORN: June 10, 1984 - Maple Creek, Saskatchewan

WEIGHT: 209

THROWS: R

RESIDENCE: Moose Jaw, Saskatchewan

RECOMMENDED/SIGNED BY: (Tigers)

SCHOOL: Niagara University (NY)

HOW OBTAINED: Signed by the Tigers as a minor league free agent on January 13, 2012.

CAREER HIGHLIGHTS:

2011: Tied for the lead in the Southern League with 12 losses, while he tied for third with 18 home runs allowed...posted a 3-3 record and 4.66 ERA (63.2IP/33ER) in 15 outings (10 starts) with Guasave in the Mexican Winter League following the season.

2010: Tabbed the Carolina League Pitcher of the Week for July 12-18 after he earned the win in his only start on July 16 at Myrtle Beach, fanning six batters in eight shutout innings...appeared in nine games with Peoria in the Arizona Fall League following the season.

2008: Fifth among all Southern League starters with 2.96 walks per nine innings.

2007: Tied for fourth in the Southern League with 16 home runs allowed, while he finished fifth with 11 wins...tabbed the Southern League Pitcher of the Week for May 7-13 after winning both of his starts and posting a 2.08 ERA (13.0IP/3ER).

2006: Tied for the lead in the Florida State League with one shutout, while he tied for fourth with 14 home runs allowed...tabbed the Florida State League Pitcher of the Week July 3-9 and August 28-September 3...did not allow a run in 13.0 innings of work as he won both of his starts July 3-9...earned the win in both of his starts and compiled a 1.32 ERA (13.2IP/2ER) August 28-September 3...named the 14th-best prospect in the Reds organization following the season by *Baseball America*.

2005: Selected by the Cincinnati Reds in the fifth round of the June draft...named the 22nd-best prospect in the Reds organization following the season by *Baseball America*...finished 5-5 with a 3.42 ERA (92.0IP/35ER) in 15 outings as a junior at Niagara University.

2004: Posted a 3-1 record and 3.86 ERA (63.0IP/27ER) in 12 outings during his sophomore season at Niagara University.

2003: Tabbed the Metro Atlantic Conference Rookie of the Year after he compiled a 7-2 and 3.64 ERA (81.2IP/33ER) in 13 appearances during his freshman season at Niagara University.

Year	Club	W-L	ERA	G	GS	CG	SHO	SV	IP	H	AB	R	ER	HR	HB	BB	SO	WP	BK	AVG
2005	GCL Reds	0-1	2.12	6	5	0	0	0	17.0	16	67	7	4	0	0	3	18	3	0	.239
	Dayton	1-1	3.94	5	2	0	0	0	16.0	17	62	8	7	1	0	6	8	5	0	.274
2006	Sarasota	8-8	4.43	26	26	1	1	0	130.0	136	497	73	64	14	2	48	86	10	1	.274
	Louisville	0-0	9.00	1	1	0	0	0	4.0	5	15	4	4	1	1	2	1	0	0	.333
2007	Chattanooga	11-10	5.22	27	27	0	0	0	146.2	162	565	96	85	16	5	59	96	14	0	.287
2008	Chattanooga	7-8	4.89	24	24	0	0	0	130.2	151	516	80	71	15	7	45	93	8	0	.293
2009	Carolina	2-3	2.89	10	10	0	0	0	56.0	53	214	26	18	3	5	19	32	4	0	.248
2010	Lynchburg	6-3	3.31	12	12	0	0	0	65.1	58	241	31	24	3	6	20	42	6	0	.241
	Carolina	2-3	5.63	7	7	0	0	0	40.0	52	162	26	25	7	2	16	21	0	0	.321
	Louisville	0-0	4.50	1	1	0	0	0	6.0	7	25	3	3	1	0	0	4	0	0	.280
2011	Carolina	6-12	4.70	27	26	0	0	0	139.2	163	547	89	73	18	11	54	76	13	0	.298
MINOR LEAGUE TOTALS		43-49	4.53	146	141	1	1	0	751.1	820	2911	443	378	79	39	272	477	63	1	.282

PLAYER DEVELOPMENT
AND SCOUTING



TIGERS MINOR LEAGUE PLAYERS

AVILA, NICHOLAS R. (NICK)

RIGHTHANDED PITCHER

HEIGHT: 6-2 **BATS:** R **BORN:** August 29, 1988 - Hollywood, FL
WEIGHT: 220 **THROWS:** R **RESIDENCE:** Pembroke Pines, FL
RECOMMENDED/SIGNED BY: Rolando Casanova (Tigers)
SCHOOL: Nova Southeastern University (FL)
HOW OBTAINED: Selected by the Tigers in the 37th round of the June 2011 draft.
CAREER HIGHLIGHTS:
2011: Compiled a 5-1 record and 3.83 ERA (94.0IP/40ER) in 17 outings (13 starts) as a senior at Nova Southeastern University.
MISCELLANEOUS: Is the cousin of Tigers catcher Alex Avila.

Year	Club	W-L	ERA	G	GS	CG	SHO	SV	IP	H	AB	R	ER	HR	HB	BB	SO	WP	BK	AVG
2011	Connecticut	3-2	4.55	15	0	0	0	0	27.2	21	100	16	14	2	2	7	18	2	0	.210

AYBAR, PEDRO LUIS

RIGHTHANDED PITCHER

HEIGHT: 6-2 **BATS:** R **BORN:** November 21, 1991 - Bani, DR
WEIGHT: 195 **THROWS:** R **RESIDENCE:** Bani, DR
RECOMMENDED/SIGNED BY: Carlos Santana/Ramon Perez/Miguel Garcia (Tigers)
HOW OBTAINED: Signed by the Tigers as a non-drafted free agent on September 28, 2010.

Year	Club	W-L	ERA	G	GS	CG	SHO	SV	IP	H	AB	R	ER	HR	HB	BB	SO	WP	BK	AVG
2011	DSL Tigers	1-1	3.68	10	0	0	0	0	14.2	17	59	8	6	0	3	13	22	3	0	.288

AZCONA, JAVIER ANTONIO

INFIELDER

HEIGHT: 6-1 **BATS:** R **BORN:** September 28, 1991 - Cotui, DR
WEIGHT: 188 **THROWS:** R **RESIDENCE:** Cotui, DR
RECOMMENDED/SIGNED BY: Miguel Rodriguez/Ramon Perez/Miguel Garcia (Tigers)
HOW OBTAINED: Signed by the Tigers as a non-drafted free agent on July 2, 2008.

Year	Club	AVG	G	AB	R	H	TB	2B	3B	HR	RBI	SH	SF	HB	BB	SO	SB	CS	OBP	SLG	E
2009	DSL Tigers	.249	63	221	46	55	88	11	5	4	35	0	5	4	33	54	8	5	.350	.398	23
2010	GCL Tigers	.256	52	176	21	45	71	9	4	3	14	3	0	3	7	51	9	2	.296	.403	11
2011	Connecticut	.232	52	181	20	42	72	11	2	5	25	2	1	4	8	60	5	3	.278	.398	17
	West Michigan	.222	3	9	2	2	6	1	0	1	5	0	0	0	1	3	0	0	.300	.667	1
MINOR LEAGUE TOTALS		.245	170	587	89	144	237	32	11	13	79	5	6	11	49	168	22	10	.312	.404	52

BAEZ, SANDY

RIGHTHANDED PITCHER

HEIGHT: 6-2 **BATS:** R **BORN:** November 25, 1993 - Juan Baron, DR
WEIGHT: 180 **THROWS:** R **RESIDENCE:** San Cristobal, DR
RECOMMENDED/SIGNED BY: Carlos Santana/Ramon Perez/Miguel Garcia (Tigers)
HOW OBTAINED: Signed by the Tigers as a non-drafted free agent on October 6, 2011.

Year	Club	W-L	ERA	G	GS	CG	SHO	SV	IP	H	AB	R	ER	HR	HB	BB	SO	WP	BK	AVG
------	------	-----	-----	---	----	----	-----	----	----	---	----	---	----	----	----	----	----	----	----	-----

(2012 will be first professional season)

BARFIELD, JEFF WILLIS

RIGHTHANDED PITCHER

HEIGHT: 6-0 **BATS:** R **BORN:** February 11, 1988 - Macon, GA
WEIGHT: 205 **THROWS:** R **RESIDENCE:** Perry, GA
RECOMMENDED/SIGNED BY: Jim Rough (Tigers)
SCHOOL: University of Florida
HOW OBTAINED: Signed by the Tigers as a non-drafted free agent on June 28, 2010.
CAREER HIGHLIGHTS:
2010: Finished 4-0 with a 3.38 ERA (37.1IP/14ER) in 25 outings (one start) as a senior at the University of Florida.
2009: Compiled a 2-1 record and 4.50 ERA (46.0IP/23ER) in 16 appearances (seven starts) as a junior at the University of Florida.

Year	Club	W-L	ERA	G	GS	CG	SHO	SV	IP	H	AB	R	ER	HR	HB	BB	SO	WP	BK	AVG
2010	GCL Tigers	1-4	5.30	10	4	0	0	0	35.2	39	137	21	21	2	1	3	30	3	1	.285
	Lakeland	1-2	6.08	3	3	0	0	0	13.1	10	50	10	9	1	0	9	5	0	0	.200
2011	Connecticut	2-2	4.11	21	1	0	0	5	35.0	35	138	20	16	1	1	11	28	2	0	.254
MINOR LEAGUE TOTALS		4-8	4.93	34	8	0	0	5	84.0	84	325	51	46	4	2	23	63	5	1	.258

BARRETT, TYLER W.

LEFTHANDED PITCHER

HEIGHT: 6-2 **BATS:** R **BORN:** June 23, 1989 - Boise, ID
WEIGHT: 205 **THROWS:** L **RESIDENCE:** Boise, ID
RECOMMENDED/SIGNED BY: Ryan Johnson (Tigers)
SCHOOL: Lewis & Clark State College (WA)
HOW OBTAINED: Selected by the Tigers in the 20th round of the June 2011 draft.
CAREER HIGHLIGHTS:
2011: Posted a 7-3 record, 2.79 ERA (67.2IP/21ER) and 73 strikeouts in 14 starts as a junior at Lewis & Clark State College.

Year	Club	W-L	ERA	G	GS	CG	SHO	SV	IP	H	AB	R	ER	HR	HB	BB	SO	WP	BK	AVG
2011	Connecticut	1-1	4.95	6	6	0	0	0	20.0	24	81	16	11	2	5	10	13	0	0	.296

TIGERS MINOR LEAGUE PLAYERS



BELISARIO, JOHAN JOSE

RIGHTHANDED PITCHER

HEIGHT: 5-11 **BATS:** R **BORN:** August 13, 1993 - Bolivar, VZ
WEIGHT: 155 **THROWS:** R **RESIDENCE:** Bolivar, VZ
RECOMMENDED/SIGNED BY: Alejandro Rodriguez (Tigers)
HOW OBTAINED: Signed by the Tigers as a non-drafted free agent on August 13, 2009.

CAREER HIGHLIGHTS:

2011: Led the Venezuelan Summer League with 10 home runs allowed.
2010: Tied for the lead in the Venezuelan Summer League with six losses, while he tied for fifth with five home runs allowed.

Year	Club	W-L	ERA	G	GS	CG	SHO	SV	IP	H	AB	R	ER	HR	HB	BB	SO	WP	BK	AVG
2010	VSL Tigers	1-6	7.04	14	9	0	0	2	38.1	42	151	36	30	5	7	24	28	5	2	.278
2011	VSL Tigers	0-4	7.50	15	6	0	0	0	42.0	61	178	43	35	10	8	12	26	3	0	.343
MINOR LEAGUE TOTALS		1-10	7.28	29	15	0	0	2	80.1	103	329	79	65	15	15	36	54	8	2	.313

BENNETT, MARTIN DANIEL (DAN)

RIGHTHANDED PITCHER

HEIGHT: 6-4 **BATS:** S **BORN:** December 28, 1988 - Tallahassee, FL
WEIGHT: 230 **THROWS:** R **RESIDENCE:** Tallahassee, FL
RECOMMENDED/SIGNED BY: Jim Rough (Tigers)
SCHOOL: Florida State University

HOW OBTAINED: Selected by the Tigers in the 19th round of the June 2011 draft.

CAREER HIGHLIGHTS:

2011: Selected to the New York-Penn League's mid-season all-star squad...earned Second-Team All-Atlantic Coast Conference honors as a senior at Florida State University after compiling a 3-1 record, 2.29 ERA (55.0IP/14ER), 15 saves and 52 strikeouts in 39 appearances.
2010: Finished 5-1 with a 3.51 ERA (41.0IP/16ER), three saves and 46 strikeouts in 35 outings as a junior at Florida State University.

Year	Club	W-L	ERA	G	GS	CG	SHO	SV	IP	H	AB	R	ER	HR	HB	BB	SO	WP	BK	AVG
2011	Connecticut	0-0	1.17	14	0	0	0	8	15.1	12	53	2	2	0	1	5	22	1	1	.226
	West Michigan	2-1	0.52	13	0	0	0	3	17.1	8	57	1	1	1	0	1	17	0	0	.140
MINOR LEAGUE TOTALS		2-1	0.83	27	0	0	0	11	32.2	20	110	3	3	1	1	6	39	1	1	.182

BETANCOURT, JAVIER ALEJANDRO

SHORTSTOP

HEIGHT: 5-10 **BATS:** R **BORN:** May 8, 1995 - Miranda, VZ
WEIGHT: 155 **THROWS:** R **RESIDENCE:** Miranda, VZ
RECOMMENDED/SIGNED BY: Oscar Garcia/Pedro Chavez (Tigers)
HOW OBTAINED: Signed by the Tigers as a non-drafted free agent on August 18, 2011.

Year	Club	AVG	G	AB	R	H	TB	2B	3B	HR	RBI	SH	SF	HB	BB	SO	SB	CS	OBP	SLG	E
------	------	-----	---	----	---	---	----	----	----	----	-----	----	----	----	----	----	----	----	-----	-----	---

(2012 will be first professional season)

BISHOP, RAWLEY W.

FIRST BASEMAN

HEIGHT: 6-4 **BATS:** R **BORN:** November 19, 1985 - Little Rock, AR
WEIGHT: 210 **THROWS:** R **RESIDENCE:** Spring Hill, TN
RECOMMENDED/SIGNED BY: Harold Zonder (Tigers)
SCHOOL: Middle Tennessee State University

HOW OBTAINED: Selected by the Tigers in the 19th round of the June 2009 draft.

CAREER HIGHLIGHTS:

2011: Topped all Eastern League first basemen with a .997 fielding percentage, 1,172 total chances, 1,100 putouts and 113 double plays.
2010: Selected to the Florida State League's mid-season all-star squad...tabbed the Eastern League Player of the Week for August 9-15 after hitting .565 (13x23) with three doubles, three home runs and 13 RBI in six games.
2009: Tabbed Oneonta's Player of the Year...selected to the New York-Penn League's mid-season all-star squad...finished second in the league with 43 RBI, while he was third with 71 games...topped all league first basemen with a .994 fielding percentage...batted .350 (21x60) over the course of a 16-game hitting streak July 14-30, the league's longest such streak...hit .321 (36x112) with eight doubles, three triples, four home runs and 24 RBI in 30 games during July...led the league with 24 RBI during July, while he finished third with 61 total bases, tied for fifth with four home runs and ninth with a .321 batting average...a Second-Team All-Sun Belt Conference selection as a senior at Middle Tennessee State University after hitting .398 (96x241) with 78 runs scored, 17 doubles, a triple, 14 home runs and 51 RBI in 62 games.
2008: Batted .372 (83x223) with 64 runs scored, 19 doubles, 18 home runs and 69 RBI in 57 games during his junior season at Middle Tennessee State University to earn All-Sun Belt Conference honors.
2007: Earned Second-Team All-Sun Belt Conference honors as a sophomore at Middle Tennessee State University after hitting .329 (70x213) with 54 runs scored, 15 doubles, a triple, 17 home runs and 65 RBI in 58 games.

Year	Club	AVG	G	AB	R	H	TB	2B	3B	HR	RBI	SH	SF	HB	BB	SO	SB	CS	OBP	SLG	E
2009	Oneonta	.282	71	255	42	72	112	15	5	5	43	0	3	11	30	51	1	2	.378	.439	4
2010	Lakeland	.301	66	236	39	71	109	18	1	6	42	1	3	8	26	65	7	0	.385	.462	2
	Erie	.252	67	246	42	62	100	11	0	9	45	1	5	6	28	65	6	0	.337	.407	3
2011	Erie	.266	124	455	58	121	179	28	0	10	67	3	6	8	52	106	16	4	.347	.393	3
MINOR LEAGUE TOTALS		.273	328	1192	181	326	500	72	6	30	197	5	17	33	136	287	30	6	.359	.419	12

BRICENO, ENDRYS EDUARDO

RIGHTHANDED PITCHER

HEIGHT: 6-4 **BATS:** R **BORN:** February 7, 1992 - Aragua, VZ
WEIGHT: 165 **THROWS:** R **RESIDENCE:** Aragua, VZ
RECOMMENDED/SIGNED BY: German Robles (Tigers)



TIGERS MINOR LEAGUE PLAYERS

(Briceno, cont.)

HOW OBTAINED: Signed by the Tigers as a non-drafted free agent on March 5, 2009.

CAREER HIGHLIGHTS:

2011: Led the Gulf Coast League with 14 hit batsmen, while he tied for the lead with 12 games started and 72 hits allowed and finished fifth with 59.0 innings pitched...fourth among all league starters with 7.47 strikeouts per nine innings.

2010: Tied for fifth in the Venezuelan Summer League with five losses.

Year	Club	W-L	ERA	G	GS	CG	SHO	SV	IP	H	AB	R	ER	HR	HB	BB	SO	WP	BK	AVG
2009	VSL Tigers	0-0	3.41	16	0	0	0	2	31.2	36	122	17	12	4	5	12	16	3	0	.295
2010	VSL Tigers	2-5	5.63	14	9	0	0	0	46.1	56	185	32	29	2	9	16	33	2	0	.303
2011	GCL Tigers	2-5	5.34	12	12	0	0	0	59.0	72	232	44	35	2	14	19	49	9	0	.310
MINOR LEAGUE TOTALS		4-10	4.99	42	21	0	0	2	137.0	164	539	93	76	8	28	47	98	14	0	.304

BROWN, BROOKS STEVEN

RIGHTHANDED PITCHER

HEIGHT: 6-3

BATS: L

BORN: June 20, 1985 - Statesboro, GA

WEIGHT: 212

THROWS: R

RESIDENCE: Portal, GA

RECOMMENDED/SIGNED BY: (Tigers)

SCHOOL: University of Georgia

HOW OBTAINED: Acquired by the Tigers from Arizona, in exchange for James Skelton on April 2, 2009.

CAREER HIGHLIGHTS:

2011: Sidelined April 7-June 5 with right shoulder impingement syndrome.

2010: Named Erie's Pitcher of the Year...selected to the Eastern League's mid-season all-star squad...led the Eastern League with four complete games, while he tied for the lead with two shutouts and tied for second with 12 wins...tabbed the Eastern League Pitcher of the Week for both June 14-20 and August 2-8...earned the win as he went the distance in his outing on June 17 at Portland to earn the honors for June 14-20, while he tossed a six-hit shutout on August 6 at Reading to capture the honors for August 2-8...started seven games for Surprise in the Arizona Fall League following the season, posting a 1-3 record and 12.05 ERA (18.2IP/25ER).

2009: Tied for second in the International League with 13 losses...topped all league pitchers with 17 putouts...tabbed the Tigers Minor League Pitcher of the Month for April after he posted a 2-0 record and did not allow a run over 17.2 innings of work in three starts with Erie...led the Eastern League with a 0.00 ERA during April.

2008: Selected to the Texas League's mid-season all-star squad...led the league with 15 losses...named the 28th-best prospect in the Diamondbacks organization following the season by *Baseball America*.

2007: Earned California League mid-season all-star honors...named the 12th-best prospect in the Diamondbacks organization following the season by *Baseball America*.

2006: Selected by Arizona in the first round (34th overall) of the June draft...named the 16th-best prospect in the Northwest League and 19th-best prospect in the Diamondbacks organization following the season by *Baseball America*...posted an 8-4 record, 4.07 ERA (110.2IP/50ER) and 123 strikeouts in 19 starts as a junior at the University of Georgia.

2005: Finished 4-2 with a 5.51 ERA (49.0IP/30ER) and 42 strikeouts in 16 appearances (seven starts) during his sophomore season at the University of Georgia...saw action with Chatham in the Cape Cod League during the summer, posting a 1-2 record, 1.01 ERA (26.2IP/3ER) and 32 strikeouts in 20 outings...named the 21st-best prospect in the Cape Cod League by *Baseball America*.

2003: Selected by Atlanta in the 21st round of the June draft out of Portal High School in Georgia, but he did not sign.

Year	Club	W-L	ERA	G	GS	CG	SHO	SV	IP	H	AB	R	ER	HR	HB	BB	SO	WP	BK	AVG
2006	Yakima	0-2	3.42	13	1	0	0	0	23.2	23	92	11	9	2	3	12	30	3	0	.250
2007	Visalia	6-3	2.81	14	14	0	0	0	80.0	66	295	30	25	2	2	23	74	3	0	.224
	Mobile	4-4	3.66	12	12	0	0	0	66.1	64	245	30	27	2	8	36	54	2	0	.261
2008	Mobile	6-15	4.18	26	26	0	0	0	144.1	152	546	69	67	8	8	67	112	3	2	.278
2009	Erie	5-0	2.21	6	6	0	0	0	36.2	32	130	9	9	1	1	8	13	2	0	.246
	Toledo	3-13	4.71	20	18	0	0	0	112.2	120	434	63	59	9	7	55	48	6	2	.276
2010	Erie	12-9	4.15	28	18	4	2	2	128.0	120	486	61	59	8	5	39	85	2	0	.247
2011	Erie	3-9	5.67	17	17	0	0	0	93.2	111	372	68	59	10	4	27	65	6	0	.298
MINOR LEAGUE TOTALS		39-55	4.12	136	112	4	2	2	685.1	688	2600	341	314	42	38	267	481	27	4	.265

BURGOS, ALEXANDER ALEXIS (ALEX)

LEFTHANDED PITCHER

HEIGHT: 5-11

BATS: L

BORN: December 1, 1990 - Regensburg, Germany

WEIGHT: 192

THROWS: L

RESIDENCE: Kissimmee, FL

RECOMMENDED/SIGNED BY: Rolando Casanova (Tigers)

SCHOOL: State College of Florida

HOW OBTAINED: Selected by the Tigers in the fifth round of the June 2010 draft.

CAREER HIGHLIGHTS:

2011: Tabbed the Midwest League Pitcher of the Week for August 22-28 after he shut out Lake County on three hits over eight innings of work on August 25...named the eighth-best prospect in the Tigers organization following the season by *Baseball America*.

2010: Finished 13-1 with a 1.42 ERA (95.1IP/15ER) and 109 strikeouts as a freshman at the State College of Florida to earn All-Florida Community College Athletics Association honors.

Year	Club	W-L	ERA	G	GS	CG	SHO	SV	IP	H	AB	R	ER	HR	HB	BB	SO	WP	BK	AVG
2010	GCL Tigers	0-0	1.54	8	0	0	0	1	11.2	10	44	5	2	1	1	3	15	1	0	.227
2011	West Michigan	6-5	2.19	16	16	0	0	0	94.2	63	334	28	23	4	1	33	89	5	0	.189
MINOR LEAGUE TOTALS		6-5	2.12	24	16	0	0	1	106.1	73	378	33	25	5	2	36	104	6	0	.193

TIGERS MINOR LEAGUE PLAYERS



BURGOS, CESAR ANTONIO

RIGHTHANDED PITCHER

HEIGHT: 6-2 BATS: R BORN: March 1, 1993 - Valverde, DR
 WEIGHT: 185 THROWS: R RESIDENCE: Valverde, DR
 RECOMMENDED/SIGNED BY: Aldo Perez (Tigers)
 SCHOOL: Cristobal Colon
 HOW OBTAINED: Signed by the Tigers as a non-drafted free agent on July 1, 2010

Year	Club	W-L	ERA	G	GS	CG	SHO	SV	IP	H	AB	R	ER	HR	HB	BB	SO	WP	BK	AVG
2010	DSL Tigers	1-0	5.79	10	0	0	0	0	9.1	10	36	6	6	0	0	5	10	1	0	.278
2011	DSL Tigers	0-0	0.00	7	0	0	0	0	7.1	4	26	0	0	0	1	3	10	1	0	.154
MINOR LEAGUE TOTALS		1-0	3.24	17	0	0	0	0	16.2	14	62	6	6	0	1	8	20	2	0	.226

CAMARIPANO, JUNIOR ORLANDO

LEFTHANDED PITCHER

HEIGHT: 6-2 BATS: L BORN: December 21, 1993 - Edo Aragua, VZ
 WEIGHT: 175 THROWS: L RESIDENCE: Edo Aragua, VZ
 RECOMMENDED/SIGNED BY: Alejandro Rodriguez (Tigers)
 SCHOOL: U.E. Nacional Cagua
 HOW OBTAINED: Signed by the Tigers as a non-drafted free agent on December 2, 2010.

Year	Club	W-L	ERA	G	GS	CG	SHO	SV	IP	H	AB	R	ER	HR	HB	BB	SO	WP	BK	AVG
2011	VSL Tigers	0-2	7.13	15	0	0	0	1	24.0	21	84	22	19	2	6	24	21	11	0	.250

CARRANZA, DANIEL ENRIQUE

OUTFIELDER

HEIGHT: 6-2 BATS: R BORN: January 25, 1993 - Panama City, Panama
 WEIGHT: 180 THROWS: R RESIDENCE: Panama City, Panama
 RECOMMENDED/SIGNED BY: Ramon Webster/Miguel Garcia (Tigers)
 HOW OBTAINED: Signed by the Tigers as a non-drafted free agent on July 2, 2009.
 CAREER HIGHLIGHTS:
 2011: Fourth in the Venezuelan Summer League with 53 strikeouts.

Year	Club	AVG	G	AB	R	H	TB	2B	3B	HR	RBI	SH	SF	HB	BB	SO	SB	CS	OBP	SLG	E
2010	VSL Tigers	.252	36	115	11	29	45	4	0	4	18	2	1	0	7	43	3	1	.293	.391	1
	DSL Tigers	.108	21	65	6	7	8	1	0	0	0	1	0	2	2	24	0	2	.159	.123	5
2011	VSL Tigers	.190	31	105	13	20	40	6	1	4	13	0	0	2	5	53	0	0	.241	.381	1
MINOR LEAGUE TOTALS		.196	88	285	30	56	93	11	1	8	31	3	1	4	14	120	3	3	.243	.326	7

CARRENO, ANGEL RAFAEL

LEFTHANDED PITCHER

HEIGHT: 6-3 BATS: L BORN: September 17, 1990 - Edo Nueva Esparta, VZ
 WEIGHT: 200 THROWS: L RESIDENCE: Edo Nueva Esparta, VZ
 RECOMMENDED/SIGNED BY: Alejandro Rodriguez (Tigers)
 SCHOOL: Fundacion La Salle
 HOW OBTAINED: Signed by the Tigers as a non-drafted free agent on October 25, 2009.
 CAREER HIGHLIGHTS:
 2010: Tied for second in the Venezuelan Summer League with seven home runs allowed.

Year	Club	W-L	ERA	G	GS	CG	SHO	SV	IP	H	AB	R	ER	HR	HB	BB	SO	WP	BK	AVG
2010	VSL Tigers	4-2	3.24	13	4	0	0	0	41.2	56	165	16	15	7	7	15	30	2	1	.339
2011	Did not pitch																			
MINOR LEAGUE TOTALS		4-2	3.24	13	4	0	0	0	41.2	56	165	16	15	7	7	15	30	2	1	.339

CARRENO, JOSUE MARCELO

RIGHTHANDED PITCHER

HEIGHT: 6-1 BATS: R BORN: June 26, 1991 - Edo Nueva Esparta, VZ
 WEIGHT: 215 THROWS: R RESIDENCE: Edo Nueva Esparta, VZ
 RECOMMENDED/SIGNED BY: Alejandro Rodriguez (Tigers)
 HOW OBTAINED: Signed by the Tigers as a non-drafted free agent on October 11, 2007.
 CAREER HIGHLIGHTS:
 2011: Saw action with Margarita in the Venezuelan Winter League following the season, posting a 2-1 record, 1.73 ERA (26.0IP/5ER) and 22 strikeouts in 16 appearances.
 2010: Tied for fourth in the New York-Penn League with 33 walks allowed...third among all league starters with 8.25 strikeouts per nine innings...named the 19th-best prospect in the New York-Penn League following the season by *Baseball America*.
 2008: Tabbed the Venezuelan Summer League Tigers Pitcher of the Year...posted a 23.0-inning scoreless streak over a five-start stretch June 24-July 21...fourth in the Venezuelan Summer League with a 1.07 ERA (25.1IP/3ER) in five starts during July.

Year	Club	W-L	ERA	G	GS	CG	SHO	SV	IP	H	AB	R	ER	HR	HB	BB	SO	WP	BK	AVG
2008	VSL Tigers	2-4	2.82	12	12	0	0	0	54.1	35	189	18	17	2	3	15	39	5	1	.185
2009	VSL Tigers	3-3	2.36	10	8	0	0	0	45.2	43	178	18	12	1	5	6	43	6	1	.242
2010	Connecticut	5-6	4.76	14	14	0	0	0	64.1	64	252	44	34	5	4	33	59	4	0	.254
2011	West Michigan	7-10	4.55	24	23	1	1	1	124.2	132	488	73	63	7	5	41	115	14	2	.270
MINOR LEAGUE TOTALS		17-23	3.92	60	57	1	1	1	289.0	274	1107	153	126	15	17	95	256	29	4	.248

PLAYER DEVELOPMENT
AND SCOUTING



TIGERS MINOR LEAGUE PLAYERS

CASTILLO, BILL ALEJANDRO

LEFTHANDED PITCHER

HEIGHT: 5-10 **BATS:** L **BORN:** March 2, 1990 - Cotui, DR
WEIGHT: 180 **THROWS:** L **RESIDENCE:** Cotui, DR
RECOMMENDED/SIGNED BY: Carlos Santana/Miguel Rodriguez (Tigers)
SCHOOL: University of Ucatesi
HOW OBTAINED: Signed by the Tigers as a non-drafted free agent on June 29, 2010.
CAREER HIGHLIGHTS:

2011: Third among all New York-Penn League relievers with a .168 batting average against.

Year	Club	W-L	ERA	G	GS	CG	SHO	SV	IP	H	AB	R	ER	HR	HB	BB	SO	WP	BK	AVG
2010	DSL Tigers	1-0	1.93	7	2	0	0	0	23.1	13	80	5	5	0	2	5	38	3	1	.162
2011	GCL Tigers	0-1	2.51	18	0	0	0	1	28.2	18	107	15	8	2	7	9	31	7	0	.168
	Connecticut	0-0	0.00	1	0	0	0	0	0.1	0	1	0	0	0	0	3	0	1	0	.000
MINOR LEAGUE TOTALS		1-1	2.24	26	2	0	0	1	52.1	31	188	20	13	2	9	17	69	11	1	.165

CASTILLO, LUIS EDUARDO

OUTFIELDER

HEIGHT: 5-11 **BATS:** R **BORN:** May 15, 1989 - Agua Dulce, Panama
WEIGHT: 160 **THROWS:** R **RESIDENCE:** Agua Dulce, Panama
RECOMMENDED/SIGNED BY: Ramon Webster (Tigers)
HOW OBTAINED: Signed by the Tigers as a non-drafted free agent on January 30, 2007.
CAREER HIGHLIGHTS:

2009: Led all Gulf Coast League outfielders with 117 total chances and 112 putouts.

Year	Club	AVG	G	AB	R	H	TB	2B	3B	HR	RBI	SH	SF	HB	BB	SO	SB	CS	OBP	SLG	E
2007	VSL Tigers	.232	66	241	33	56	75	11	1	2	35	6	1	3	27	24	8	5	.316	.311	1
2008	DSL Tigers	.245	57	212	29	52	62	5	1	1	13	3	1	3	26	24	14	6	.335	.292	1
2009	GCL Tigers	.219	52	178	17	39	48	6	0	1	14	3	1	1	13	25	7	1	.275	.270	1
	Lakeland	.200	3	10	1	2	2	0	0	0	0	0	0	0	0	1	0	0	.200	.200	0
2010	GCL Tigers	.323	19	65	5	21	24	3	0	0	6	1	0	0	2	9	3	2	.343	.369	0
	Lakeland	.167	16	54	2	9	9	0	0	0	3	4	1	0	3	9	0	0	.207	.167	0
2011	West Michigan	.267	122	468	46	125	164	26	2	3	38	14	6	2	40	69	5	8	.324	.350	5
MINOR LEAGUE TOTALS		.248	335	1228	133	304	384	51	4	7	109	31	10	9	111	161	37	22	.312	.313	8

CASTRO, ANTHONY SILFREDO

RIGHTHANDED PITCHER

HEIGHT: 6-2 **BATS:** R **BORN:** April 13, 1995 - Caracas, VZ
WEIGHT: 165 **THROWS:** R **RESIDENCE:** Miranda, VZ
RECOMMENDED/SIGNED BY: Oscar Garcia/Pedro Chavez (Tigers)
HOW OBTAINED: Signed by the Tigers as a non-drafted free agent on July 18, 2011.

Year	Club	W-L	ERA	G	GS	CG	SHO	SV	IP	H	AB	R	ER	HR	HB	BB	SO	WP	BK	AVG
------	------	-----	-----	---	----	----	-----	----	----	---	----	---	----	----	----	----	----	----	----	-----

(2012 will be first professional season)

CASTRO, HAROLD ARNALDO

SECOND BASEMAN

HEIGHT: 6-0 **BATS:** L **BORN:** November 30, 1993 - Caracas, VZ
WEIGHT: 145 **THROWS:** R **RESIDENCE:** Maracay, VZ
RECOMMENDED/SIGNED BY: Pedro Chavez (Tigers)
HOW OBTAINED: Signed by the Tigers as a non-drafted free agent on March 15, 2011.
CAREER HIGHLIGHTS:

2011: Tabbed the Venezuelan Summer League Tigers Player of the Year...led the Venezuelan Summer League with 24 stolen bases, while he finished second with 252 at-bats, third with 79 hits and tied for fourth with 44 runs scored...topped all league second basemen with a .965 fielding percentage, 288 total chances, 135 putouts, 143 assists and 35 double plays.

Year	Club	AVG	G	AB	R	H	TB	2B	3B	HR	RBI	SH	SF	HB	BB	SO	SB	CS	OBP	SLG	E
2011	VSL Tigers	.313	63	252	44	79	92	10	0	1	32	5	0	4	11	21	24	7	.352	.365	15

CEDENO, CRUZ ADONIS

RIGHTHANDED PITCHER

HEIGHT: 6-1 **BATS:** R **BORN:** October 14, 1993 - Cantaura, VZ
WEIGHT: 150 **THROWS:** R **RESIDENCE:** Edo Anzoategui, VZ
RECOMMENDED/SIGNED BY: Alejandro Rodriguez (Tigers)
SCHOOL: UE Maria De Betania
HOW OBTAINED: Signed by the Tigers as a non-drafted free agent on January 24, 2011.
CAREER HIGHLIGHTS:

2011: Second in the Venezuelan Summer League with eight home runs allowed.

Year	Club	W-L	ERA	G	GS	CG	SHO	SV	IP	H	AB	R	ER	HR	HB	BB	SO	WP	BK	AVG
2011	VSL Tigers	3-4	5.58	16	7	0	0	1	50.0	57	187	32	31	8	3	19	21	7	0	.305

TIGERS MINOR LEAGUE PLAYERS



CEDENO, LUIS ALFREDO

LEFTHANDED PITCHER

HEIGHT: 6-1 **BATS:** L **BORN:** October 2, 1993 - Anzoategui, VZ
WEIGHT: 170 **THROWS:** L **RESIDENCE:** Anzoategui, VZ
RECOMMENDED/SIGNED BY: Alejandro Rodriguez (Tigers)
HOW OBTAINED: Signed by the Tigers as a non-drafted free agent on January 16, 2012.

Year	Club	W-L	ERA	G	GS	CG	SHO	SV	IP	H	AB	R	ER	HR	HB	BB	SO	WP	BK	AVG
(2012 will be first professional season)																				

CELIS, FERNANDO

RIGHTHANDED PITCHER

HEIGHT: 6-1 **BATS:** R **BORN:** March 27, 1989 - Miranda, VZ
WEIGHT: 165 **THROWS:** R **RESIDENCE:** Guarenas, VZ
RECOMMENDED/SIGNED BY: Oscar Garcia (Tigers)
SCHOOL: Jose Rafael Pacheco
HOW OBTAINED: Signed by the Tigers as a non-drafted free agent on March 8, 2007.
CAREER HIGHLIGHTS:
2010: Second among all Gulf Coast League relievers with 1.09 walks per nine innings.
2009: Tied for third in the Venezuelan Summer League with three wins during July.

Year	Club	W-L	ERA	G	GS	CG	SHO	SV	IP	H	AB	R	ER	HR	HB	BB	SO	WP	BK	AVG
2007	VSL Tigers	2-1	4.28	17	2	0	0	1	27.1	30	114	24	13	4	2	15	19	3	1	.263
2008	VSL Tigers	1-5	5.40	14	2	0	0	0	30.0	44	117	22	18	3	4	16	15	7	0	.376
2009	VSL Tigers	4-3	3.69	16	7	0	0	1	63.1	56	229	33	26	4	8	18	35	2	0	.245
2010	GCL Tigers	2-3	2.61	19	0	0	0	1	41.1	36	151	15	12	4	4	5	33	0	0	.238
2011	Connecticut	1-4	2.57	18	0	0	0	0	28.0	26	108	9	8	2	0	9	20	1	2	.241
MINOR LEAGUE TOTALS		10-16	3.65	84	11	0	0	3	190.0	192	719	103	77	17	18	63	122	13	3	.267

CHAVEZ, EMANUEL

RIGHTHANDED PITCHER

HEIGHT: 6-3 **BATS:** R **BORN:** January 19, 1995 - La Gina, DR
WEIGHT: 175 **THROWS:** R **RESIDENCE:** Santo Domingo, DR
RECOMMENDED/SIGNED BY: Carlos Santana/Ramon Perez/Miguel Garcia/Tom Moore (Tigers)
SCHOOL: Escuela Basica La Gina
HOW OBTAINED: Signed by the Tigers as a non-drafted free agent on July 2, 2011.

Year	Club	W-L	ERA	G	GS	CG	SHO	SV	IP	H	AB	R	ER	HR	HB	BB	SO	WP	BK	AVG
(2012 will be first professional season)																				

CIRIACO, RICARDO

RIGHTHANDED PITCHER

HEIGHT: 6-0 **BATS:** R **BORN:** August 18, 1992 - Santo Domingo, DR
WEIGHT: 180 **THROWS:** R **RESIDENCE:** Santo Domingo, DR
RECOMMENDED/SIGNED BY: Carlos Santana/Ramon Perez/Miguel Garcia (Tigers)
HOW OBTAINED: Signed by the Tigers as a non-drafted free agent on September 28, 2010.
CAREER HIGHLIGHTS:
2011: Second in the Dominican Summer League with 29 appearances.

Year	Club	W-L	ERA	G	GS	CG	SHO	SV	IP	H	AB	R	ER	HR	HB	BB	SO	WP	BK	AVG
2011	DSL Tigers	1-6	4.94	29	2	0	0	1	51.0	52	195	34	28	1	10	29	32	5	2	.267

CLARK, TYLER CHARLES

RIGHTHANDED PITCHER

HEIGHT: 6-2 **BATS:** S **BORN:** January 4, 1989 - Marshfield, MO
WEIGHT: 201 **THROWS:** R **RESIDENCE:** Marshfield, MO
RECOMMENDED/SIGNED BY: Marty Miller (Tigers)
SCHOOL: University of Missouri
HOW OBTAINED: Selected by the Tigers in the 24th round of the June 2010 draft.
CAREER HIGHLIGHTS:
2010: Finished 2-2 with a 4.97 ERA (38.0IP/21ER) and 43 strikeouts in 26 outings (two starts) as a junior at the University of Missouri.
2009: Posted a 3-0 record, 2.86 ERA (28.1IP/9ER) and 28 strikeouts in 28 games (one start) as a sophomore at the University of Missouri.
2007: Selected by the Cubs in the 46th round of the June draft out of Springfield Catholic High School in Missouri, but he did not sign.

Year	Club	W-L	ERA	G	GS	CG	SHO	SV	IP	H	AB	R	ER	HR	HB	BB	SO	WP	BK	AVG
2010	Connecticut	3-1	2.05	21	0	0	0	3	44.0	39	167	15	10	1	2	20	43	5	1	.234
2011	GCL Tigers	0-0	3.71	13	0	0	0	0	17.0	15	63	10	7	1	1	13	25	5	0	.238
	West Michigan	0-0	2.89	6	0	0	0	0	9.1	9	36	3	3	1	1	4	6	1	0	.250
MINOR LEAGUE TOTALS		3-1	2.56	40	0	0	0	3	70.1	63	266	28	20	3	4	37	74	11	1	.237

COLLIER, THOMAS ALAN (TOMMY)

RIGHTHANDED PITCHER

HEIGHT: 6-3 **BATS:** R **BORN:** December 3, 1989 - Houston, TX
WEIGHT: 205 **THROWS:** R **RESIDENCE:** Cypress, TX
RECOMMENDED/SIGNED BY: Tim Grieve (Tigers)
SCHOOL: San Jacinto College North (TX)
HOW OBTAINED: Selected by the Tigers in the 22nd round of the June 2011 draft.



TIGERS MINOR LEAGUE PLAYERS

(Collier, cont.)

CAREER HIGHLIGHTS:

2011: Compiled a 3-1 record, 1.04 ERA (26.0IP/3ER) and 26 strikeouts in five starts with Bourne in the Cape Cod League during the summer.
2009: Selected by Toronto in the 49th round of the June draft, but he did not sign...posted a 13-1 record, 2.67 ERA (91.0IP/27ER) and 128 strikeouts in 16 outings (14 starts) with San Jacinto College North.

Year	Club	W-L	ERA	G	GS	CG	SHO	SV	IP	H	AB	R	ER	HR	HB	BB	SO	WP	BK	AVG
2011	Connecticut	4-1	1.85	7	7	0	0	0	39.0	28	138	8	8	1	3	10	35	2	0	.203

COLLINS, TYLER JAMES

OUTFIELDER

HEIGHT: 5-11

BATS: L

BORN: June 6, 1990 - Lubbock, TX

WEIGHT: 215

THROWS: L

RESIDENCE: Trophy Club, TX

RECOMMENDED/SIGNED BY: Tim Grieve (Tigers)

SCHOOL: Howard College (TX)

HOW OBTAINED: Selected by the Tigers in the sixth round of the June 2011 draft.

CAREER HIGHLIGHTS:

2011: Tied for fifth in the New York-Penn League with eight home runs...rated as having the second-best pro debut among all junior college players selected in the draft by *Baseball America*...named the New York-Penn League Player of the Week for August 8-14 after hitting .409 (9x22) with four doubles, a home run and eight RBI in six games...named the 13th-best prospect in the Tigers organization following the season by *Baseball America*...saw action in 43 games with Sydney in the Australian Baseball League following the season, batting .298 (50x168) with 14 doubles, two triples, three home runs and 22 RBI...selected the American Baseball Coaches Association NJCAA Division I Player of the Year after hitting .488 (105x215) with 34 doubles, four triples, 19 home runs, 82 RBI and 16 stolen bases in 59 games as a sophomore at Howard College...saw action in 35 games with Coppell in the Texas Collegiate League during the summer, hitting .310 (45x145) with four doubles, two triples, seven home runs and 22 RBI...named the top prospect in the Texas Collegiate League by *Baseball America*.

Year	Club	AVG	G	AB	R	H	TB	2B	3B	HR	RBI	SH	SF	HB	BB	SO	SB	CS	OBP	SLG	E
2011	GCL Tigers	.333	1	3	2	1	2	1	0	0	1	0	0	0	2	0	0	0	.600	.667	0
	Connecticut	.313	42	163	28	51	87	10	1	8	31	0	2	3	10	17	6	1	.360	.534	3
MINOR LEAGUE TOTALS		.313	43	166	30	52	89	11	1	8	32	0	2	3	12	17	6	1	.366	.536	3

CONTRERAS, FRANCISCO VALENTIN

THIRD BASEMAN

HEIGHT: 6-1

BATS: R

BORN: December 3, 1991 - Santo Domingo, DR

WEIGHT: 180

THROWS: R

RESIDENCE: Santo Domingo, DR

RECOMMENDED/SIGNED BY: Carlos Santana/Ramon Perez (Tigers)

SCHOOL: Cenapec

HOW OBTAINED: Signed by the Tigers as a non-drafted free agent on October 22, 2009.

CAREER HIGHLIGHTS:

2011: Led all Dominican Summer League third basemen with a .919 fielding percentage.

2010: Selected to the Dominican Summer League's mid-season all-star squad.

Year	Club	AVG	G	AB	R	H	TB	2B	3B	HR	RBI	SH	SF	HB	BB	SO	SB	CS	OBP	SLG	E
2010	DSL Tigers	.242	57	194	21	47	54	5	1	0	15	0	1	1	12	33	2	2	.288	.278	15
2011	DSL Tigers	.193	54	166	18	32	51	8	4	1	16	3	1	6	11	34	7	1	.266	.307	13
MINOR LEAGUE TOTALS		.219	111	360	39	79	105	13	5	1	31	3	2	7	23	67	9	3	.278	.292	28

COOPER, PATRICK JOHN

RIGHTHANDED PITCHER

HEIGHT: 6-3

BATS: R

BORN: August 25, 1989 - Tampa, FL

WEIGHT: 213

THROWS: R

RESIDENCE: Danville, KY

RECOMMENDED/SIGNED BY: Marty Miller (Tigers)

SCHOOL: Bradley University (IL)

HOW OBTAINED: Selected by the Tigers in the 14th round of the June 2010 draft.

CAREER HIGHLIGHTS:

2010: Finished 4-3 with a 3.08 ERA (52.2IP/18ER) in 15 outings (two starts) as a junior at Bradley University.

2009: Selected by Arizona in the 34th round of the June draft, but he did not sign...compiled an 8-1 record, 3.48 ERA (72.1IP/28ER) and 106 strikeouts as a sophomore at Des Moines Community College to earn NJCAA Division II All-America honors...saw action with Falmouth in the Cape Cod League during the summer, earning all-star honors after posting a 2-0 record, 0.66 ERA (27.1IP/2ER) and 39 strikeouts.

2008: Named the top prospect in the Jayhawk League by *Baseball America* -- posted a 5-3 record and 3.23 ERA for Hays during the summer.

Year	Club	W-L	ERA	G	GS	CG	SHO	SV	IP	H	AB	R	ER	HR	HB	BB	SO	WP	BK	AVG
2010	Connecticut	2-1	3.91	5	4	0	0	0	23.0	15	83	11	10	1	1	7	24	0	0	.181
	West Michigan	2-1	5.72	8	8	0	0	0	39.1	42	150	26	25	4	0	23	26	4	0	.280
2011	West Michigan	5-6	4.00	33	3	0	0	1	72.0	58	257	33	32	3	3	27	67	0	0	.226
MINOR LEAGUE TOTALS		9-8	4.49	46	15	0	0	1	134.1	115	490	70	67	8	4	57	117	4	0	.235

CORCINO, EDGAR A.

THIRD BASEMAN

HEIGHT: 6-1

BATS: S

BORN: June 7, 1992 - Santo Domingo, DR

WEIGHT: 212

THROWS: R

RESIDENCE: Toa Baja, PR

RECOMMENDED/SIGNED BY: Rolando Casanova/German Geigel (Tigers)

SCHOOL: Adolfinia Irizarry De Puig High School (PR)

HOW OBTAINED: Selected by the Tigers in the 26th round of the June 2009 draft.

TIGERS MINOR LEAGUE PLAYERS



(Corcino, cont.)

Year	Club	AVG	G	AB	R	H	TB	2B	3B	HR	RBI	SH	SF	HB	BB	SO	SB	CS	OBP	SLG	E
2009	GCL Tigers	.160	8	25	2	4	8	1	0	1	4	1	0	0	4	10	0	0	.276	.320	0
2010	GCL Tigers	.218	27	87	8	19	22	3	0	0	9	1	0	0	8	27	2	1	.284	.253	10
2011	GCL Tigers	.201	51	174	23	35	59	9	0	5	15	1	1	4	20	51	3	2	.296	.339	14
	Connecticut	.278	6	18	1	5	6	1	0	0	1	1	0	0	1	7	0	0	.316	.333	3
MINOR LEAGUE TOTALS		.207	92	304	34	63	95	14	0	6	29	4	1	4	33	95	5	3	.292	.312	27

CORTEZ, LUIS CARLOS

INFIELDER

HEIGHT: 6-0 **BATS:** R **BORN:** January 8, 1992 - Anzoategui, VZ
WEIGHT: 155 **THROWS:** R **RESIDENCE:** Anzoategui, VZ
RECOMMENDED/SIGNED BY: Alejandro Rodriguez (Tigers)
SCHOOL: Liceo Barcelona
HOW OBTAINED: Signed by the Tigers as a non-drafted free agent on July 3, 2008.
CAREER HIGHLIGHTS:

2010: Tied for fifth in the Venezuelan Summer League with 52 strikeouts.

2009: Fourth in the Venezuelan Summer League with 55 strikeouts...led all league second basemen with a .940 fielding percentage and 114 assists, while he tied for the lead with 12 errors and 31 double plays.

Year	Club	AVG	G	AB	R	H	TB	2B	3B	HR	RBI	SH	SF	HB	BB	SO	SB	CS	OBP	SLG	E
2009	VSL Tigers	.212	61	208	25	44	65	11	2	2	20	3	1	9	15	55	3	5	.292	.313	15
2010	VSL Tigers	.267	58	206	28	55	79	12	0	4	19	7	1	5	19	52	2	4	.342	.383	15
2011	VSL Tigers	.229	46	157	18	36	56	8	0	4	19	3	3	8	10	36	4	1	.303	.357	11
	GCL Tigers	.275	28	102	19	28	42	9	1	1	6	4	0	3	7	21	7	2	.339	.412	9
MINOR LEAGUE TOTALS		.242	193	673	90	163	242	40	3	11	64	17	5	25	51	164	16	12	.317	.360	50

CRAFORT, SAMUEL

OUTFIELDER

HEIGHT: 6-0 **BATS:** S **BORN:** July 31, 1993 - San Pedro de Macoris, DR
WEIGHT: 147 **THROWS:** R **RESIDENCE:** San Pedro de Macoris, DR
RECOMMENDED/SIGNED BY: Miguel Rodriguez/Ramon Perez/Miguel Garcia (Tigers)
HOW OBTAINED: Signed by the Tigers as a non-drafted free agent on January 5, 2010.
CAREER HIGHLIGHTS:

2011: Fifth in the Dominican Summer League with 77 strikeouts.

2010: Led the Dominican Summer League with 86 strikeouts.

Year	Club	AVG	G	AB	R	H	TB	2B	3B	HR	RBI	SH	SF	HB	BB	SO	SB	CS	OBP	SLG	E
2010	DSL Tigers	.157	57	198	27	31	45	5	3	1	7	3	1	5	36	86	6	6	.300	.227	21
2011	DSL Tigers	.212	60	198	21	42	65	4	5	3	16	4	1	2	26	77	9	10	.308	.328	8
MINOR LEAGUE TOTALS		.184	117	396	48	73	110	9	8	4	23	7	2	7	62	163	15	16	.304	.278	29

PLAYER DEVELOPMENT
AND SCOUTING

CROUSE, MATTHEW GREGORY (MATT)

LEFTHANDED PITCHER

HEIGHT: 6-4 **BATS:** L **BORN:** July 1, 1990 - Fairfax, VA
WEIGHT: 190 **THROWS:** L **RESIDENCE:** Haymarket, VA
RECOMMENDED/SIGNED BY: Bryson Barber (Tigers)
SCHOOL: University of Mississippi
HOW OBTAINED: Selected by the Tigers in the 24th round of the June 2011 draft.
CAREER HIGHLIGHTS:

2011: Fifth among all New York-Penn League starters with 1.82 walks per nine innings...finished 7-4 with a 3.41 ERA (89.2IP/34ER) in 14 starts during his junior season at the University of Mississippi.

2010: Compiled a 5-1 record, 3.74 ERA (53.0IP/22ER) and 60 strikeouts in 21 appearances (six starts) during his sophomore season at the University of Mississippi.

Year	Club	W-L	ERA	G	GS	CG	SHO	SV	IP	H	AB	R	ER	HR	HB	BB	SO	WP	BK	AVG
2011	Connecticut	5-1	3.22	13	13	0	0	0	64.1	68	253	25	23	4	0	13	53	4	0	.269

DE LA ROSA, EDGAR ALEXANDER

RIGHTHANDED PITCHER

HEIGHT: 6-8 **BATS:** R **BORN:** November 12, 1990 - El Seibo, DR
WEIGHT: 233 **THROWS:** R **RESIDENCE:** El Seibo, DR
RECOMMENDED/SIGNED BY: Miguel Rodriguez/Ramon Perez/Miguel Garcia (Tigers)
SCHOOL: Cenapec
HOW OBTAINED: Signed by the Tigers as a non-drafted free agent on February 11, 2009.
CAREER HIGHLIGHTS:

2011: Topped the Gulf Coast League with 67.2 innings pitched, while he tied for the lead with 12 games started and finished fifth with 50 strikeouts.

2010: Led the Dominican Summer League with nine losses.



TIGERS MINOR LEAGUE PLAYERS

(De La Rosa, cont.)

Year	Club	W-L	ERA	G	GS	CG	SHO	SV	IP	H	AB	R	ER	HR	HB	BB	SO	WP	BK	AVG
2009	DSL Tigers	3-3	5.70	17	11	0	0	1	53.2	64	214	40	34	1	6	28	40	5	0	.299
2010	DSL Tigers	2-9	4.43	20	11	0	0	2	65.0	76	258	47	32	2	8	25	64	7	3	.295
2011	GCL Tigers	2-4	3.19	12	12	0	0	0	67.2	70	253	30	24	5	3	18	50	6	2	.277
MINOR LEAGUE TOTALS		7-16	4.35	49	34	0	0	3	186.1	210	725	117	90	8	17	71	154	18	5	.290

DELGADO, ALWIN DANIEL

SHORTSTOP

HEIGHT: 6-3 **BATS:** R **BORN:** November 3, 1992 - Santo Domingo, DR
WEIGHT: 175 **THROWS:** R **RESIDENCE:** Santo Domingo, DR
RECOMMENDED/SIGNED BY: Carlos Santana/Ramon Perez/Miguel Garcia (Tigers)
SCHOOL: Nuestra Sra. Del Carmen
HOW OBTAINED: Signed by the Tigers as a non-drafted free agent on July 2, 2009.

CAREER HIGHLIGHTS:

2011: Tabbed the Dominican Summer League Tigers Player of the Year...selected to the Dominican Summer League's mid-season all-star squad.

Year	Club	AVG	G	AB	R	H	TB	2B	3B	HR	RBI	SH	SF	HB	BB	SO	SB	CS	OBP	SLG	E
2010	DSL Tigers	.204	61	240	12	49	59	7	0	1	18	3	2	2	10	46	0	1	.240	.246	18
2011	DSL Tigers	.272	55	184	18	50	68	12	3	0	13	6	1	5	11	38	7	7	.328	.370	14
MINOR LEAGUE TOTALS		.233	116	424	30	99	127	19	3	1	31	9	3	7	21	84	7	8	.279	.300	32

DE LOS SANTOS, CARLOS BLADIMIR

INFIELDER

HEIGHT: 6-0 **BATS:** S **BORN:** November 1, 1990 - San Pedro de Macoris, DR
WEIGHT: 177 **THROWS:** R **RESIDENCE:** San Pedro de Macoris, DR
RECOMMENDED/SIGNED BY: Miguel Rodriguez/Ramon Perez/Miguel Garcia (Tigers)
SCHOOL: Villa Progreso
HOW OBTAINED: Signed by the Tigers as a non-drafted free agent on February 18, 2010.

Year	Club	AVG	G	AB	R	H	TB	2B	3B	HR	RBI	SH	SF	HB	BB	SO	SB	CS	OBP	SLG	E
2010	DSL Tigers	.261	39	115	9	30	34	0	2	0	11	1	4	1	9	17	8	7	.310	.296	8
2011	GCL Tigers	.192	46	167	16	32	44	6	3	0	11	2	1	2	3	36	4	1	.214	.263	6
MINOR LEAGUE TOTALS		.220	85	282	25	62	78	6	5	0	22	3	5	3	12	53	12	8	.255	.277	14

DLUGACH, BRENT P.

SHORTSTOP

HEIGHT: 6-4 **BATS:** R **BORN:** March 3, 1983 - Fort Smith, AR
WEIGHT: 200 **THROWS:** R **RESIDENCE:** Germantown, TN
RECOMMENDED/SIGNED BY: Harold Zonder (Tigers)
SCHOOL: University of Memphis (TN)
HOW OBTAINED: Signed by the Tigers as a minor league free agent on February 3, 2012.

CAREER HIGHLIGHTS:

2010: Acquired by Boston from the Tigers in a two-player deal on November 4.
2009: Earned both International League mid- and post-season all-star honors...tied for second in the International League with 36 doubles...led all league shortstops with a .955 fielding percentage and 361 assists...made his major league debut with the Tigers as a pinch-runner on September 13 versus Toronto, scoring his first major league run.
2008: Missed the entire season, with the exception of seven games during an injury rehab assignment with the Gulf Coast League Tigers, with a right labrum tear...named the best defensive infielder in the Tigers organization following the season by *Baseball America*.
2007: Missed the remainder of the season after landing on the disabled list on May 18 with right shoulder inflammation...named the 20th-best prospect in the Tigers organization following the season by *Baseball America*.
2006: Led the Florida State League with 144 strikeouts, while he tied for fifth with six triples...topped all league shortstops with 423 assists and 92 double plays.
2005: Selected to the Midwest League's mid-season all-star squad...led all league shortstops with 663 total chances and 457 assists.
2004: Selected by the Tigers in the sixth round of the June draft...named the 30th-best prospect in the Tigers organization following the season by *Baseball America*...a Second-Team Conference USA selection as a junior at the University of Memphis, he batted .296 (61x206) with 16 doubles, nine home runs and 37 RBI.
2003: Played for Hyannis in the Cape Cod League during the summer.

Year	Club	AVG	G	AB	R	H	TB	2B	3B	HR	RBI	SH	SF	HB	BB	SO	SB	CS	OBP	SLG	E
2004	Oneonta	.213	47	183	17	39	53	7	2	1	12	3	1	3	8	59	5	4	.256	.290	18
2005	West Michigan	.283	124	488	55	138	189	26	5	5	61	4	4	7	19	121	13	5	.317	.387	30
2006	Lakeland	.256	125	465	51	119	170	24	6	5	52	9	1	2	27	144	13	8	.299	.366	32
	Toledo	.000	2	6	0	0	0	0	0	0	0	0	0	0	2	0	0	0	.000	.000	1
2007	Erie	.292	22	72	12	21	34	4	3	1	7	0	0	0	6	25	1	1	.346	.472	6
2008	GCL Tigers#	.200	7	15	2	3	5	2	0	0	2	0	1	0	2	4	0	0	.278	.333	0
2009	Toledo	.294	125	466	58	137	208	36	4	9	59	4	5	3	39	137	5	3	.349	.446	26
	DETROIT	.000	5	3	1	0	0	0	0	0	0	0	0	0	2	0	0	0	.000	.000	0
2010	Toledo	.258	117	450	52	116	162	22	3	6	41	2	2	5	25	149	12	4	.303	.360	25
2011	Pawtucket	.222	63	216	30	48	74	8	0	6	25	0	1	1	18	86	4	0	.284	.343	3
MINOR LEAGUE TOTALS		.263	632	2361	277	621	895	129	23	33	259	22	15	21	144	727	53	25	.309	.379	141
MAJOR LEAGUE TOTALS		.000	5	3	1	0	0	0	0	0	0	0	0	0	2	0	0	0	.000	.000	0

TIGERS MINOR LEAGUE PLAYERS



DOUGLAS, BRANDON CASEY

HEIGHT: 6-0
WEIGHT: 185
RECOMMENDED/SIGNED BY: Marty Miller (Tigers)
SCHOOL: University of Northern Iowa
HOW OBTAINED: Selected by the Tigers in the 11th round of the June 2008 draft.
CAREER HIGHLIGHTS:

SECOND BASEMAN

BATS: R
THROWS: R
BORN: August 27, 1985 - Knoxville, IA
RESIDENCE: St. Charles, IA

2011: Fanned once every 9.49 plate appearances, the third-toughest batter to strike out in the Eastern League.
2010: Sidelined April 8-June 5 with hamstring spasms...fourth in the Florida State League with a .358 batting average (29x81) in 21 games during July with Lakeland...batted .364 (40x110) with 16 doubles, two triples and 13 RBI in 26 games during August with Erie...led the Eastern League with 16 doubles during August, while he finished fourth with a .364 batting average.
2009: Selected to the Midwest League's mid-season all-star squad...third in the league with a .367 batting average (22x60) in 15 games during April, while he tied for 12th with a .333 batting average (34x102) in 25 games during May...tabbed the Tigers Minor League Player of the Month for June after batting .343 (34x99) with three doubles and 14 RBI in 24 games...tied for ninth in the league with a .343 batting average during June...hit .364 (4x11) with a double, triple and four RBI in three games during the Midwest League playoffs.
2008: Named Oneonta's Player of the Year...selected to the New York-Penn League's mid-season all-star squad...tied for fifth in the New York-Penn League with five triples...sixth in the New York-Penn League with a .352 batting average (25x71) in 18 games during July...tabbed the Midwest League Player of the Week for July 14-20 after batting .619 (13x21) with three doubles, a home run and six RBI in five games... named the 23rd-best prospect in the Tigers organization following the season by *Baseball America*...tabbed Missouri Valley Conference Player of the Year and an all-conference selection as a junior at the University of Northern Iowa...batted .396 (89x225) with 51 runs scored, 25 doubles, four triples, 10 home runs, 60 RBI and 10 stolen bases in 54 games...selected to the First-Team All-American Baseball Coaches Association Midwest All-Region Team and he was tabbed a Second-Team All-American by the American Baseball Coaches Association.
2007: Selected by Cincinnati in the 32nd round of the June draft, but he did not sign...an All-Missouri Valley Conference selection as a sophomore at the University of Northern Iowa after hitting .339 (63x186) with 40 runs scored, 19 doubles, a triple, three home runs and 29 RBI...saw action in 42 games with Derby in the Jayhawk League during the summer, batting .328 (44x134) with 27 runs scored, nine doubles, two home runs, 16 RBI and nine stolen bases...named the third-best prospect in the Jayhawk League by *Baseball America*.
2006: Batted .370 (78x211) with 51 runs scored, 11 doubles, a triple, four home runs, 33 RBI and 10 stolen bases in 54 games during his freshman season at the University of Northern Iowa to earn All-Missouri Valley Conference honors...hit .291 (44x151) with 35 runs scored, five doubles, two triples, three home runs, 24 RBI and 23 stolen bases in 43 games with Derby in the Jayhawk League during the summer.

Year	Club	AVG	G	AB	R	H	TB	2B	3B	HR	RBI	SH	SF	HB	BB	SO	SB	CS	OBP	SLG	E
2008	GCL Tigers	.333	7	27	7	9	14	2	0	1	5	0	1	0	3	2	3	0	.387	.519	2
	Oneonta	.312	47	189	33	59	77	5	5	1	12	1	0	1	10	19	13	1	.350	.407	21
	West Michigan	.436	9	39	5	17	23	3	0	1	8	0	0	1	1	2	0	0	.463	.590	1
	Erie	.263	5	19	2	5	8	0	0	1	2	0	0	0	0	2	1	1	.263	.421	1
2009	West Michigan	.322	83	329	47	106	123	11	3	0	35	1	6	8	29	33	9	1	.384	.374	6
2010	Lakeland	.331	37	136	20	45	58	7	3	0	8	3	1	2	13	16	3	1	.395	.426	1
	Erie	.359	35	145	27	52	73	17	2	0	15	1	1	1	11	17	6	2	.405	.503	10
2011	Erie	.281	124	499	72	140	185	30	3	3	46	10	2	5	25	57	22	4	.320	.371	15
MINOR LEAGUE TOTALS		.313	347	1383	213	433	561	75	16	7	131	16	11	18	92	148	57	10	.361	.406	57

DUFFEY, JACK WARREN

HEIGHT: 6-2
WEIGHT: 190
RECOMMENDED/SIGNED BY: Jim Rough (Tigers)
SCHOOL: The Heritage School (GA)
HOW OBTAINED: Selected by the Tigers in the 28th round of the June 2010 draft.
CAREER HIGHLIGHTS:

LEFTHANDED PITCHER

BATS: L
THROWS: L
BORN: April 18, 1992 - Newnan, GA
RESIDENCE: Franklin, GA

2011: Tied for fourth in the Gulf Coast League with four wins and 11 games started.

Year	Club	W-L	ERA	G	GS	CG	SHO	SV	IP	H	AB	R	ER	HR	HB	BB	SO	WP	BK	AVG
2010	GCL Tigers	1-0	0.00	8	0	0	0	1	12.2	4	40	0	0	0	0	5	14	0	0	.100
2011	GCL Tigers	5-3	3.81	11	11	0	0	0	54.1	54	208	26	23	2	3	17	42	4	0	.260
MINOR LEAGUE TOTALS		6-3	3.09	19	11	0	0	1	67.0	58	248	26	23	2	3	22	56	4	0	.234

EICHHORN, KEVIN A.

HEIGHT: 6-0
WEIGHT: 177
RECOMMENDED/SIGNED BY: (Tigers)
SCHOOL: Aptos High School (CA)
HOW OBTAINED: Acquired by the Tigers along with Ryan Robowski from Arizona, in exchange for Armando Galarraga on January 24, 2011.
CAREER HIGHLIGHTS:

RIGHTHANDED PITCHER

BATS: R
THROWS: R
BORN: February 6, 1990 - Watsonville, CA
RESIDENCE: Aptos, CA

2011: Tabbed the West Michigan Pitcher of the Year...third in the Midwest League with 152.0 innings pitched...topped all league pitchers with 53 total chances and 44 putouts...named the 26th-best prospect in the Tigers organization following the season by *Baseball America*.
2010: Led the Pioneer League with 12 home runs allowed...fourth among all Pioneer League starters with 12.17 baserunners per nine innings, while he was fifth with 1.81 walks per nine innings...tied for the lead among Pioneer League pitchers with 17 assists.
2009: Named the 18th-best prospect in the Diamondbacks organization following the season by *Baseball America*.
2008: Selected by Arizona in the third round of the June draft...named the sixth-best prospect in the Diamondbacks organization following the season by *Baseball America*.

MISCELLANEOUS: Is the son of former major league pitcher Mark Eichhorn.

PLAYER DEVELOPMENT
AND SCOUTING



TIGERS MINOR LEAGUE PLAYERS

(Eichhorn, cont.)

Year	Club	W-L	ERA	G	GS	CG	SHO	SV	IP	H	AB	R	ER	HR	HB	BB	SO	WP	BK	AVG
2008	Missoula	0-0	6.75	2	0	0	0	0	2.2	2	9	2	2	0	0	1	2	1	0	.222
2009	Missoula	0-2	3.38	10	0	0	0	0	16.0	13	58	7	6	1	0	9	25	1	0	.224
2010	Missoula	5-5	4.94	13	13	0	0	0	74.2	80	295	49	41	12	6	15	71	5	0	.271
	Yakima	0-1	4.50	1	1	0	0	0	6.0	6	23	3	3	0	0	3	5	0	0	.261
	Visalia	0-0	6.35	1	1	0	0	0	5.2	9	24	4	4	0	0	0	5	0	0	.375
2011	West Michigan	11-5	3.61	25	25	2	0	0	152.0	148	579	71	61	10	10	33	109	6	3	.256
MINOR LEAGUE TOTALS		16-13	4.10	52	40	2	0	0	257.0	258	988	136	117	23	16	61	217	13	3	.261

ELDRED, BRADLEY ROSS (BRAD)

FIRST BASEMAN

HEIGHT: 6-6
WEIGHT: 270

BATS: R
THROWS: R

BORN: July 12, 1980 - Fort Lauderdale, FL
RESIDENCE: Sebring, FL

RECOMMENDED/SIGNED BY: (Tigers)

SCHOOL: Florida International University

HOW OBTAINED: Signed by the Tigers as a minor league free agent on January 30, 2012.

CAREER HIGHLIGHTS:

2010: Signed by Colorado as a minor league free agent on February 21...selected to the Pacific Coast League's mid-season all-star squad...fourth in the Pacific Coast League with a home run once every 13.13 at-bats, while he finished fifth with 30 home runs...signed by San Francisco as a minor league free agent on December 27.

2008: Selected to the International League's post-season all-star squad...led the league with 35 home runs and 100 RBI, while he finished second with a home run once every 12.20 at-bats and tied for fourth with 58 extra-base hits and a .546 slugging percentage...tabbed the International League Player of the Week for May 5-11 after hitting .433 (13x30) with six doubles, four home runs and eight RBI in eight games during the week...signed by Washington as a minor league free agent on November 18...saw action in 11 games with Aguilas in the Venezuelan Winter League following the season.

2007: Not tendered a contract by the Pirates for the 2008 season on December 13...signed by the Chicago White Sox as a minor league free agent on December 23.

2006: Sidelined April 24-September 11 due to a left thumb fracture...saw action in 18 games with Grand Canyon in the Arizona Fall League following the season, hitting .231 (15x65) with five doubles, a home run and eight RBI.

2005: Tabbed the International League Player of the Week for July 18-24 after hitting .643 (9x14) with a double, five home runs and 13 RBI in four games during the week...made his major league debut on July 22 versus Colorado, recording a single off Jamey Wright for his first major league hit...belted his first major league home run on August 5 versus Los Angeles, a solo shot off Derek Lowe...batted .289 (28x97) with six doubles, a triple, seven home runs and 28 RBI in 25 games with Peoria in the Arizona Fall League following the season.

2004: Tabbed the Carolina League Most Valuable Player and he was selected to the league's post-season all-star squad...led the Carolina League with a .570 slugging percentage, while he finished second with a .310 batting average, third with a .397 on-base percentage and tied for fourth with 21 home runs and 77 RBI...named to *Baseball America's* Second-Team minor league all-star squad following the season...named the eighth-best prospect in the Pirates organization and the 14th-best prospect in the Carolina League following the season by *Baseball America*.

2003: Led the South Atlantic League with a home run once every 15.00 at-bats, while he finished second with 28 home runs, third with a .502 slugging percentage, tied for third with 80 RBI and finished fourth with 50 extra-base hits...named the 29th-best prospect in the Pirates organization following the season by *Baseball America*.

2002: Selected by Pittsburgh in the sixth round of the June draft...second in the New York-Penn League with 136 total bases and 35 extra-base hits, while he tied for third with 22 doubles and 10 home runs and tied for fourth with 276 at-bats and 48 RBI...tabbed the New York-Penn League Player of the Week for July 15-21 after batting .577 (15x26) with four doubles, a triple, three home runs and 10 RBI in seven games during the week.

Year	Club	AVG	G	AB	R	H	TB	2B	3B	HR	RBI	SH	SF	HB	BB	SO	SB	CS	OBP	SLG	E
2002	Williamsport	.283	72	276	43	78	136	22	3	10	48	0	2	6	18	74	10	1	.338	.493	10
2003	Hickory	.250	115	420	62	105	211	22	0	28	80	0	3	11	38	142	7	1	.326	.502	9
2004	Lynchburg	.310	91	335	54	104	191	22	1	21	77	0	3	15	35	97	5	2	.397	.570	10
	Altoona	.279	39	147	24	41	101	9	0	17	60	0	0	5	6	51	0	0	.329	.687	2
2005	Altoona	.333	21	84	22	28	73	6	0	13	27	0	1	0	8	25	1	1	.387	.869	2
	Indianapolis	.282	54	195	31	55	115	13	1	15	48	0	2	3	14	57	4	0	.336	.590	4
	Pittsburgh	.221	55	190	23	42	87	9	0	12	27	0	2	3	13	77	1	1	.279	.458	7
2006	Indianapolis	.226	18	62	10	14	30	7	0	3	10	0	1	0	8	18	1	1	.310	.484	1
2007	Indianapolis	.209	86	311	37	65	124	10	2	15	45	0	2	9	20	90	9	3	.275	.399	2
	Pittsburgh	.109	19	46	3	5	12	1	0	2	3	0	0	0	1	16	0	0	.128	.261	0
2008	Charlotte	.244	114	427	62	104	233	22	1	35	100	0	3	11	28	144	3	3	.305	.546	11
2009	Syracuse	.269	106	353	53	95	172	26	0	17	59	0	1	11	30	96	6	4	.344	.487	5
2010	Colorado Springs	.264	106	394	67	104	223	27	1	30	84	0	2	5	33	119	6	0	.327	.566	7
	Colorado	.250	11	24	4	6	10	1	0	1	3	0	0	1	2	10	0	0	.333	.417	0
2011	Fresno	.278	111	371	61	103	199	23	2	23	57	0	0	8	34	94	9	4	.351	.536	11
MINOR LEAGUE TOTALS		.265	933	3375	526	896	1808	209	11	227	695	0	20	84	272	1007	61	20	.334	.536	74
MAJOR LEAGUE TOTALS		.204	85	260	30	53	109	11	0	15	33	0	2	4	16	103	1	1	.259	.419	7

ESPINAL, YOEL

RIGHTHANDED PITCHER

HEIGHT: 6-2
WEIGHT: 200

BATS: R
THROWS: R

BORN: November 7, 1992 - Santiago Rodriguez, DR
RESIDENCE: Dajabon, DR

RECOMMENDED/SIGNED BY: Carlos Santana/Ramon Perez/Miguel Garcia (Tigers)

SCHOOL: Cenapec

HOW OBTAINED: Signed by the Tigers as a non-drafted free agent on March 11, 2011.

TIGERS MINOR LEAGUE PLAYERS



(Espinal, cont.)

Year	Club	W-L	ERA	G	GS	CG	SHO	SV	IP	H	AB	R	ER	HR	HB	BB	SO	WP	BK	AVG
2011	DSL Tigers	3-3	2.79	12	12	0	0	0	48.1	29	164	18	15	1	6	29	51	10	1	.177

FAULK, KENNY LAMAR

LEFTHANDED PITCHER

HEIGHT: 6-0 **BATS:** L **BORN:** May 27, 1987 - Kennesaw, GA
WEIGHT: 210 **THROWS:** L **RESIDENCE:** Canton, GA
RECOMMENDED/SIGNED BY: Jim Rough (Tigers)
SCHOOL: Kennesaw State University (GA)
HOW OBTAINED: Selected by the Tigers in the 16th round of the June 2009 draft.

CAREER HIGHLIGHTS:

2011: Selected to the Florida State League's mid-season all-star squad...finished fourth in the league with 20 saves, while he tied for fourth with 48 appearances.
2010: Third among all Midwest League relievers with 12.03 strikeouts per nine innings.
2009: Selected to the New York-Penn League's mid-season all-star squad...tied for fourth in the league with 21 games finished...tied for the league lead with seven saves during July...earned All-Atlantic Sun Conference honors as a senior at Kennesaw State University after posting a 7-4 record, 3.16 ERA (42.2IP/15ER), four saves and 56 strikeouts in 26 outings.
2008: Finished 1-0 with a 3.34 ERA (29.2IP/11ER) and 40 strikeouts in 19 games (one start) as a junior at Kennesaw State University.

Year	Club	W-L	ERA	G	GS	CG	SHO	SV	IP	H	AB	R	ER	HR	HB	BB	SO	WP	BK	AVG
2009	Oneonta	2-2	2.83	25	0	0	0	9	28.2	22	104	13	9	3	1	15	28	0	0	.212
2010	West Michigan	5-4	2.16	49	0	0	0	12	58.1	52	221	17	14	0	1	30	78	9	0	.235
2011	Lakeland	2-5	2.56	48	0	0	0	20	52.2	50	198	19	15	3	0	15	67	1	0	.253
MINOR LEAGUE TOTALS		9-11	2.45	122	0	0	0	41	139.2	124	523	49	38	6	2	60	173	10	0	.237

FEENEY, TREVOR J.

RIGHTHANDED PITCHER

HEIGHT: 6-1 **BATS:** R **BORN:** June 4, 1986 - Joliet, IL
WEIGHT: 185 **THROWS:** R **RESIDENCE:** Channahon, IL
RECOMMENDED/SIGNED BY: Marty Miller (Tigers)
SCHOOL: Northern Illinois University
HOW OBTAINED: Selected by the Tigers in the 31st round of the June 2008 draft.

CAREER HIGHLIGHTS:

2011: Led the Florida State League with 18 home runs allowed, while he tied for fourth with one complete game...second among all league starters with 1.75 walks per nine innings.
2010: Named West Michigan's Pitcher of the Year...led the Midwest League with 29 games started, 184.2 innings pitched and 216 hits allowed, while he tied for the lead with 12 wins, finished second with 13 losses and tied for fourth with one complete game...topped all league starters with 1.07 walks per nine innings...tied for the lead among all league pitchers with 15 putouts...tabbed the Midwest League Pitcher of the Week for May 10-16 after he earned the win as he went the distance in his only outing of the week on May 15 versus South Bend.
2008: Tabbed the New York-Penn League Pitcher of the Week for July 28-August 3 after fanning nine batters as he blanked Tri-City on one hit over eight innings of work to earn the win on August 1...started 13 games as a senior at Northern Illinois University, posting a 6-4 record and 4.82 ERA (93.1IP/50ER) to earn Second-Team All-Mid-American Conference honors.
2007: Selected by Kansas City in the 39th round of the June draft, but he did not sign...finished 6-7 with a 4.30 ERA (98.1IP/47ER) in 14 starts during his junior season at Northern Illinois University...made 11 starts for Madison in the Northwoods League during the summer, posting a 3-3 record and 3.49 ERA (69.2IP/27ER).
2006: Finished 4-4 with a 6.02 ERA (61.1IP/41ER) in 14 outings (10 starts) as a sophomore at Northern Illinois University...tabbed the Central Illinois Pitcher of the Year for his efforts with Twin City during the summer...compiled a 3-2 record, 3.38 ERA (40.0IP/15ER) and 40 strikeouts in 12 appearances (four starts) with Twin City.

Year	Club	W-L	ERA	G	GS	CG	SHO	SV	IP	H	AB	R	ER	HR	HB	BB	SO	WP	BK	AVG
2008	Oneonta	3-6	3.25	15	13	0	0	0	72.0	69	283	36	26	3	1	21	64	3	0	.244
2009	Lakeland	2-6	4.44	32	10	0	0	3	79.0	117	333	47	39	4	1	20	49	3	0	.351
2010	West Michigan	12-13	3.46	29	29	1	0	0	184.2	216	736	85	71	12	6	22	123	7	0	.293
2011	Lakeland	8-11	4.39	24	24	1	0	0	143.2	155	544	73	70	18	5	30	96	8	0	.285
	Erie	0-1	6.43	3	3	0	0	0	14.0	19	59	10	10	0	0	5	12	2	2	.322
	Toledo	0-1	27.00	1	1	0	0	0	2.2	11	18	8	8	2	0	1	3	0	0	.611
MINOR LEAGUE TOTALS		25-38	4.06	104	80	2	0	3	496.0	587	1973	259	224	39	13	99	347	23	2	.298

FELIPE, EURYS

INFIELDER

HEIGHT: 5-10 **BATS:** S **BORN:** March 29, 1994 - San Cristobal, DR
WEIGHT: 150 **THROWS:** R **RESIDENCE:** San Cristobal, DR
RECOMMENDED/SIGNED BY: Carlos Santana/Ramon Perez/Miguel Garcia (Tigers)
SCHOOL: Radiofonica
HOW OBTAINED: Signed by the Tigers as a non-drafted free agent on January 27, 2011.

Year	Club	AVG	G	AB	R	H	TB	2B	3B	HR	RBI	SH	SF	HB	BB	SO	SB	CS	OBP	SLG	E
2011	DSL Tigers	.194	34	98	21	19	24	3	1	0	5	3	2	2	21	16	9	7	.341	.245	6

FERRELL, JEFFREY ALAN (JEFF)

RIGHTHANDED PITCHER

HEIGHT: 6-3 **BATS:** R **BORN:** November 23, 1990 - Charlotte, NC
WEIGHT: 191 **THROWS:** R **RESIDENCE:** Wilmington, NC
RECOMMENDED/SIGNED BY: Grant Brittain (Tigers)

PLAYER DEVELOPMENT
AND SCOUTING



TIGERS MINOR LEAGUE PLAYERS

(Ferrell, cont.)

SCHOOL: Pitt Community College (NC)

HOW OBTAINED: Selected by the Tigers in the 26th round of the June 2010 draft.

CAREER HIGHLIGHTS:

2010: Tied for the lead in the Gulf Coast League with two complete games and two shutouts, while he finished fourth with 57 strikeouts and tied for fifth with five losses and 11 games started...second among all Gulf Coast League starters with 8.95 strikeouts per nine innings, while he was fourth with a .242 batting average against and 1.88 walks per nine innings and fifth with 10.36 baserunners per nine innings...posted a 3-3 record, 4.97 ERA (29.0IP/16ER), four saves and 41 strikeouts in 14 outings as a freshman at Pitt Community College.

Year	Club	W-L	ERA	G	GS	CG	SHO	SV	IP	H	AB	R	ER	HR	HB	BB	SO	WP	BK	AVG
2010	GCL Tigers	5-5	3.14	11	11	2	2	0	57.1	52	215	26	20	2	2	12	57	1	1	.242
	Connecticut	0-0	4.26	2	0	0	0	0	6.1	7	22	3	3	0	1	3	7	1	0	.318
2011	West Michigan	2-1	3.49	6	6	0	0	0	28.1	28	105	13	11	3	1	12	24	3	0	.267
MINOR LEAGUE TOTALS		7-6	3.33	19	17	2	2	0	92.0	87	342	42	34	5	4	27	88	5	1	.254

FIELDS, DANIEL L.

OUTFIELDER

HEIGHT: 6-2

BATS: L

BORN: January 23, 1991 - Detroit, MI

WEIGHT: 215

THROWS: R

RESIDENCE: Detroit, MI

RECOMMENDED/SIGNED BY: Tom Osowski (Tigers)

SCHOOL: University of Detroit Jesuit High School (MI)

HOW OBTAINED: Selected by the Tigers in the sixth round of the June 2009 draft.

CAREER HIGHLIGHTS:

2011: Second in the Florida State League with 133 strikeouts...named the 27th-best prospect in the Tigers organization following the season by *Baseball America*.

2010: Tabbed Lakeland's Player of the Year...topped all Florida State League outfielders with a .996 fielding percentage...named the fifth-best prospect and best athlete in the Tigers organization following the season by *Baseball America*.

2009: Named the ninth-best prospect, fastest baserunner and best athlete in the Tigers organization following the season by *Baseball America*...tabbed a Second-Team High School All-American by *Baseball America* after hitting .596 (34x57) with 50 runs scored, five doubles, a triple, 13 home runs, 43 RBI and 30 stolen bases during his senior season at the University of Detroit Jesuit High School...selected the MHSAA Mr. Baseball for the state of Michigan.

MISCELLANEOUS: Is the son of Bruce Fields, a former Tigers outfielder and coach.

Year	Club	AVG	G	AB	R	H	TB	2B	3B	HR	RBI	SH	SF	HB	BB	SO	SB	CS	OBP	SLG	E
2010	Lakeland	.240	109	375	33	90	139	13	6	8	47	1	2	5	55	119	8	9	.343	.371	1
2011	Lakeland	.220	124	432	57	95	141	14	4	8	46	5	2	7	49	133	4	4	.308	.326	2
MINOR LEAGUE TOTALS		.229	233	807	90	185	280	27	10	16	93	6	4	12	104	252	12	13	.325	.347	3

FLYNN, BRIAN A.

LEFTHANDED PITCHER

HEIGHT: 6-8

BATS: L

BORN: April 19, 1990 - Tulsa, OK

WEIGHT: 268

THROWS: L

RESIDENCE: Kellyville, OK

RECOMMENDED/SIGNED BY: Chris Wimmer (Tigers)

SCHOOL: Wichita State University (KS)

HOW OBTAINED: Selected by the Tigers in the seventh round of the June 2011 draft.

CAREER HIGHLIGHTS:

2011: Named the 24th-best prospect in the Tigers organization following the season by *Baseball America*...compiled a 6-4 record, 4.63 ERA (83.2IP/43ER) and 77 strikeouts in 20 outings (14 starts) with Wichita State University.

2010: Saw action with El Dorado in the Jayhawk League during the summer...named the second-best prospect in the Jayhawk League by *Baseball America*.

Year	Club	W-L	ERA	G	GS	CG	SHO	SV	IP	H	AB	R	ER	HR	HB	BB	SO	WP	BK	AVG
2011	West Michigan	7-2	3.46	13	13	0	0	0	67.2	58	247	28	26	3	4	23	57	2	0	.235

FUENTES, JOSE GREGORIO

RIGHTHANDED PITCHER

HEIGHT: 6-1

BATS: R

BORN: October 6, 1994 - Maracay, VZ

WEIGHT: 165

THROWS: R

RESIDENCE: Maracay, VZ

RECOMMENDED/SIGNED BY: Pedro Chavez (Tigers)

HOW OBTAINED: Signed by the Tigers as a non-drafted free agent on July 7, 2011.

Year	Club	W-L	ERA	G	GS	CG	SHO	SV	IP	H	AB	R	ER	HR	HB	BB	SO	WP	BK	AVG
(2012 will be first professional season)																				

FUENTES, STEVEN ANDERSON

SHORTSTOP

HEIGHT: 6-0

BATS: S

BORN: October 21, 1994 - Caracas, VZ

WEIGHT: 165

THROWS: R

RESIDENCE: Caracas, VZ

RECOMMENDED/SIGNED BY: Oscar Garcia/Pedro Chavez (Tigers)

HOW OBTAINED: Signed by the Tigers as a non-drafted free agent on July 6, 2011.

Year	Club	AVG	G	AB	R	H	TB	2B	3B	HR	RBI	SH	SF	HB	BB	SO	SB	CS	OBP	SLG	E
(2012 will be first professional season)																					

TIGERS MINOR LEAGUE PLAYERS



GAGNIER, LAUREN J. (L.J.)

RIGHTHANDED PITCHER

HEIGHT: 6-2
WEIGHT: 215

BATS: R
THROWS: R

BORN: February 28, 1985 - Santa Cruz, CA
RESIDENCE: Santa Cruz, CA

RECOMMENDED/SIGNED BY: Tim McWilliam (Tigers)

SCHOOL: Cal State Fullerton

HOW OBTAINED: Selected by the Tigers in the 10th round of the June 2006 draft.

CAREER HIGHLIGHTS:

2011: Tied for the lead in the Eastern League with one shutout, while he tied for fifth with one complete game.

2010: Named Toledo's Pitcher of the Year...tied for fifth in the International League with one complete game, while he finished seventh with a 3.51 ERA...third among all league starters with a .246 batting average against...led all league pitchers with six errors...tabbed the Tigers Minor League Pitcher of the Month for April after compiling a 2-0 record and 1.54 ERA (23.1IP/4ER) in four starts for Erie...started three games for Oriente in the Dominican Winter League following the season, posting a 5.54 ERA (13.0IP/8ER).

2009: Tabbed Lakeland's Pitcher of the Year...tied for the lead in the Florida State League with 15 home runs allowed, while he tied for third with two complete games and 123 strikeouts...third among league starters with 8.44 strikeouts per nine innings...second in the league with 41 strikeouts and ninth with a 2.18 ERA (33.0IP/8ER) in five starts during June...tied for second in the league with four wins during July.

2008: Second in the Midwest League with 36 strikeouts during April.

2007: Tied for the lead in the Midwest League with 11 losses, while he finished fourth with 60 walks.

2006: An All-Big West Conference selection at Cal State Fullerton after compiling a 14-5 record and 2.80 ERA (131.2IP/41ER) in 21 games (19 games started)...tied for the lead among NCAA Division I pitchers with 14 wins...tabbed a Third-Team All-American by *Baseball America*.

2005: Finished 3-0 with a 3.49 ERA in 21 outings at Cal State Fullerton.

2004: Posted a 2-2 record and 4.50 ERA in 11 games at Cal State Fullerton.

Year	Club	W-L	ERA	G	GS	CG	SHO	SV	IP	H	AB	R	ER	HR	HB	BB	SO	WP	BK	AVG
2006	Oneonta	1-1	0.70	9	1	0	0	0	25.2	13	84	2	2	1	1	12	21	0	0	.155
2007	West Michigan	5-11	4.57	28	22	1	0	0	143.2	142	545	85	73	14	7	60	119	15	2	.261
2008	West Michigan	1-8	4.42	14	14	0	0	0	75.1	71	286	48	37	4	2	33	79	7	1	.248
	Lakeland	0-0	3.86	2	2	0	0	0	11.2	10	44	7	5	1	1	4	6	0	0	.227
	Erie	2-2	12.91	4	4	0	0	0	15.1	25	69	23	22	3	2	8	9	1	0	.362
	Toledo	3-3	5.66	7	7	0	0	0	35.0	38	133	24	22	3	1	22	32	3	0	.286
2009	Lakeland	9-10	3.83	23	22	2	0	0	134.0	126	510	65	57	15	11	40	123	4	1	.247
	Erie	1-0	2.03	2	2	0	0	0	13.1	12	52	3	3	0	0	3	11	2	0	.231
2010	Erie	3-0	2.83	6	6	0	0	0	35.0	35	137	13	11	5	0	8	28	2	1	.255
	Toledo	7-7	3.51	21	20	1	0	0	120.2	111	464	60	47	15	8	44	94	7	1	.239
2011	Erie	4-6	6.04	16	15	1	1	0	82.0	86	322	57	55	13	12	28	72	2	2	.267
	Toledo	1-3	7.44	8	5	0	0	0	32.2	44	138	29	27	6	1	11	22	0	2	.319
MINOR LEAGUE TOTALS		37-51	4.49	140	120	5	1	0	724.1	713	2784	416	361	80	46	273	616	43	10	.256

GARCIA, RAMON EMILIO

LEFTHANDED PITCHER

HEIGHT: 6-2
WEIGHT: 165

BATS: L
THROWS: L

BORN: October 30, 1984 - Yamasa, DR
RESIDENCE: Santo Domingo, DR

RECOMMENDED/SIGNED BY: Ramon Pena (Tigers)

HOW OBTAINED: Signed by the Tigers as a non-drafted free agent on May 24, 2004.

CAREER HIGHLIGHTS:

2011: Posted a 1-1 record and 0.82 ERA (11.0IP/1ER) in eight games with Escogido in the Dominican Winter League following the season.

2008: Tied for fifth in the Midwest League with three wins during April...tabbed the Midwest League Pitcher of the Week for May 5-11 after firing a three-hit shutout on May 8 at Lansing...tied for third in the league with one shutout.

2007: Sidelined June 29-August 23 with a left lat strain.

2006: Selected to the Midwest League's mid-season all-star squad...tied for the league lead with two shutouts, while he tied for fifth with two complete games...rated as possessing the best control in the Midwest League by *Baseball America*...tabbed the Tigers Minor League Pitcher of the Month for April after posting a 4-1 record and 1.45 ERA (31.0IP/5ER) in five starts...fired a one-hit shutout against Southwest Michigan on May 23 to earn Midwest League Pitcher of the Week honors for May 22-28...sidelined for the remainder of the season after landing on the disabled list on June 26 with a left shoulder strain.

2005: Tied for second in the Gulf Coast League with 10 games started, while he tied for fourth with five wins...third among all league starters with a .248 batting average against and fourth with 10.96 baserunners per nine innings...compiled a 3-1 record and 2.51 ERA (32.1IP/9ER) in five starts during July.

2004: Tied for second in the Dominican Summer League with nine wins.

Year	Club	W-L	ERA	G	GS	CG	SHO	SV	IP	H	AB	R	ER	HR	HB	BB	SO	WP	BK	AVG
2004	DSL Tigers	9-3	2.49	14	13	1	0	0	83.0	74	314	31	23	1	2	14	96	11	3	.236
2005	GCL Tigers	5-3	3.65	10	10	0	0	0	56.2	53	214	27	23	4	2	14	25	9	1	.248
2006	West Michigan	7-2	1.92	12	12	2	2	0	75.0	51	263	17	16	5	0	11	55	2	1	.194
2007	West Michigan	0-1	5.52	5	4	0	0	0	14.2	17	60	10	9	0	0	4	13	2	0	.283
	Lakeland	0-1	27.00	1	1	0	0	0	2.1	8	13	7	7	1	0	1	1	2	0	.615
2008	West Michigan	4-3	2.81	7	7	1	1	0	48.0	43	183	16	15	3	0	5	38	3	5	.235
	Lakeland	4-4	4.57	31	6	0	0	1	82.2	99	342	56	42	11	1	24	56	7	1	.289
2009	Erie	4-4	6.14	35	12	0	0	2	92.1	132	402	71	63	12	2	22	44	6	2	.328
2010	Lakeland	2-0	1.26	8	0	0	0	0	14.1	11	53	2	2	2	0	3	14	0	0	.208
	Erie	0-5	5.25	27	7	0	0	1	73.2	89	294	51	43	15	2	15	49	5	3	.303
	Toledo	1-0	9.00	3	0	0	0	0	3.0	6	12	3	3	1	0	0	2	0	0	.500
2011	Erie	3-3	4.57	23	7	0	0	0	61.0	61	232	32	31	8	3	16	49	2	0	.263
	Toledo	1-3	3.92	10	7	0	0	0	43.2	48	172	20	19	5	0	14	26	1	1	.279
MINOR LEAGUE TOTALS		40-32	4.10	186	86	4	3	4	650.1	692	2554	343	296	68	12	143	468	50	17	.271

PLAYER DEVELOPMENT
AND SCOUTING



TIGERS MINOR LEAGUE PLAYERS

GAYHART, JARED MICHAEL

RIGHTHANDED PITCHER

HEIGHT: 6-3
WEIGHT: 198
RECOMMENDED/SIGNED BY: Tim Grieve (Tigers)
SCHOOL: Rice University (TX)

BATS: L
THROWS: R

BORN: October 29, 1986 - Houston, TX
RESIDENCE: Katy, TX

HOW OBTAINED: Selected by the Tigers in the 13th round of the June 2008 draft.

CAREER HIGHLIGHTS:

2009: Selected to the Midwest League's mid-season all-star squad...tabbed the Tigers Minor League Pitcher of the Month for May after going 1-1 with 1.89 ERA (19.0IP/4ER), one save and 18 strikeouts in 11 outings...tied for third in the Midwest League with three wins during June... named the 19th-best prospect in the Tigers organization following the season by *Baseball America*.

2008: Compiled a 2-0 record, 1.59 ERA (5.2IP/1ER) and six strikeouts in four outings as a junior at Rice University...hit .310 (74x239) with 55 runs scored, 15 doubles, four triples, six home runs and 47 RBI in 62 games as an outfielder for the school.

2007: Finished 0-1 with a 2.16 ERA (8.1IP/2ER) and one save in six appearances as a sophomore at Rice University...earned Second-Team All-Conference USA honors as an outfielder after hitting .339 (56x165) with nine doubles, five triples, four home runs and 42 RBI in 57 games.

2006: Saw action in 59 games with San Jacinto Junior College, batting .324 with two home runs and 31 RBI.

Year	Club	W-L	ERA	G	GS	CG	SHO	SV	IP	H	AB	R	ER	HR	HB	BB	SO	WP	BK	AVG
2008	GCL Tigers	1-0	4.82	10	0	0	0	2	9.1	11	33	6	5	0	2	6	6	2	0	.333
	Oneonta	0-1	11.57	3	0	0	0	0	2.1	2	9	5	3	0	0	7	4	1	0	.222
2009	West Michigan	5-3	1.97	24	0	0	0	3	45.2	24	154	11	10	2	0	15	49	3	0	.156
	Lakeland	0-0	0.77	7	0	0	0	0	11.2	5	39	1	1	0	0	10	0	0	.128	
	Erie	1-1	4.45	10	4	0	0	0	28.1	32	109	17	14	0	5	18	20	5	0	.294
2010	Lakeland	4-4	2.51	23	0	0	0	9	32.1	26	113	9	9	1	2	11	33	1	0	.230
	Erie	0-4	6.06	22	0	0	0	1	32.2	30	120	23	22	3	7	20	28	1	0	.250
2011	Lakeland	0-0	0.00	1	0	0	0	0	1.1	2	6	0	0	0	0	3	0	0	.333	
	Erie	5-0	3.38	37	2	0	0	1	66.2	58	238	27	25	8	3	26	58	3	1	.244
MINOR LEAGUE TOTALS		16-13	3.48	137	6	0	0	16	230.1	190	821	99	89	14	19	103	211	16	1	.231

GAYNOR, WADE RANDALL

THIRD BASEMAN

HEIGHT: 6-2
WEIGHT: 220
RECOMMENDED/SIGNED BY: Harold Zonder (Tigers)
SCHOOL: Western Kentucky University

BATS: R
THROWS: R

BORN: April 19, 1988 - Louisville, KY
RESIDENCE: Hawesville, KY

HOW OBTAINED: Selected by the Tigers in the third round of the June 2009 draft.

CAREER HIGHLIGHTS:

2011: Led the Florida State League with 137 strikeouts...topped all league third basemen with a .953 fielding percentage, 379 total chances, 104 putouts, 257 assists and 25 double plays.

2010: Named West Michigan's Player of the Year...second in the Midwest League with 91 runs scored, while he tied for fifth with 39 doubles and 80 RBI...garnered Tigers Minor League Player of the Month honors for July after hitting .336 (36x107) with 12 doubles, two triples, a home run and 23 RBI in 27 games...named the 25th-best prospect in the Tigers organization following the season by *Baseball America*.

2009: Topped all New York-Penn League third basemen with a .952 fielding percentage and 107 assists...named the 24th-best prospect in the Tigers organization following the season by *Baseball America*...tabbed an All-Sun Belt Conference selection as a junior at Western Kentucky University after hitting .371 (93x251) with 83 runs scored, 20 doubles, four triples, 25 home runs, 78 RBI and 21 stolen bases in 62 games... named a Second-Team All-American by *Baseball America*.

2008: Batted .347 (90x259) with 56 runs scored, 24 doubles, a triple, 13 home runs, 48 RBI and 11 RBI during his sophomore season at Western Kentucky University to earn Second-Team All-Sun Belt Conference honors.

2007: Hit .323 (64x198) with 39 runs scored, seven doubles, five home runs, 30 RBI and six stolen bases as a freshman at Western Kentucky University...saw action with Elmira in the New York Collegiate Baseball League during the summer.

Year	Club	AVG	G	AB	R	H	TB	2B	3B	HR	RBI	SH	SF	HB	BB	SO	SB	CS	OBP	SLG	E
2009	Oneonta	.192	67	234	37	45	66	10	1	3	23	0	3	9	21	52	8	3	.281	.282	7
2010	West Michigan	.286	131	514	91	147	224	39	4	10	80	0	4	10	46	111	13	5	.354	.436	25
2011	Lakeland	.213	129	488	58	104	165	28	3	9	56	0	4	14	38	137	2	2	.287	.338	18
MINOR LEAGUE TOTALS		.239	327	1236	186	296	455	77	8	22	159	0	11	33	105	300	23	10	.313	.368	50

GIBSON, TYLER DAVIS

OUTFIELDER

HEIGHT: 6-2
WEIGHT: 190
RECOMMENDED/SIGNED BY: Jim Rough (Tigers)
SCHOOL: Stratford Academy (GA)

BATS: L
THROWS: R

BORN: June 17, 1993 - West Palm Beach, FL
RESIDENCE: Lakeland, FL

HOW OBTAINED: Selected by the Tigers in the 15th round of the June 2011 draft.

CAREER HIGHLIGHTS:

2011: Named the 20th-best prospect and best athlete in the Tigers organization following the season by *Baseball America*.

Year	Club	AVG	G	AB	R	H	TB	2B	3B	HR	RBI	SH	SF	HB	BB	SO	SB	CS	OBP	SLG	E
2011	GCL Tigers	.143	4	14	0	2	2	0	0	0	0	0	0	0	0	9	0	0	.143	.143	0

GOMEZ, EDWIN J.

OUTFIELDER

HEIGHT: 6-4
WEIGHT: 175
RECOMMENDED/SIGNED BY: Rolando Casanova/German Geigel (Tigers)
SCHOOL: Puerto Rico Baseball Academy High School

BATS: S
THROWS: R

BORN: August 26, 1991 - Caguas, PR
RESIDENCE: Yabucoa, PR

TIGERS MINOR LEAGUE PLAYERS



(Gomez, cont.)

HOW OBTAINED: Selected by the Tigers in the fourth round of the June 2009 draft.

CAREER HIGHLIGHTS:

2009: Named the 30th-best prospect in the Tigers organization following the season by *Baseball America*...saw action in one game with Caguas in the Puerto Rican Winter League following the season.

Year	Club	AVG	G	AB	R	H	TB	2B	3B	HR	RBI	SH	SF	HB	BB	SO	SB	CS	OBP	SLG	E
2009	GCL Tigers	.190	45	153	12	29	33	4	0	0	12	7	1	0	9	31	1	1	.233	.216	3
2010	GCL Tigers	.226	46	168	11	38	44	2	2	0	19	0	3	1	11	49	5	1	.273	.262	2
2011	Connecticut	.286	15	42	8	12	16	1	0	1	2	0	2	8	11	3	0	0	.423	.381	0
	West Michigan	.182	22	77	2	14	19	3	1	0	5	0	0	1	3	30	0	2	.222	.247	2
MINOR LEAGUE TOTALS		.211	128	440	33	93	112	10	3	1	37	9	4	4	31	121	9	4	.267	.255	7

GONZALEZ, DAVID NAZARETH

INFIELDER

HEIGHT: 5-9

BATS: R

BORN: December 1, 1993 - Valencia Edo Carabobo, VZ

WEIGHT: 140

THROWS: R

RESIDENCE: Valencia Edo Carabobo, VZ

RECOMMENDED/SIGNED BY: Pedro Chavez (Tigers)

HOW OBTAINED: Signed by the Tigers as a non-drafted free agent on March 15, 2011.

CAREER HIGHLIGHTS:

2011: Led the Venezuelan Summer League with 51 walks, while he tied for third with 68 games played and tied for fifth with 44 runs scored...topped all league shortstops with a .954 fielding percentage and 104 putouts.

Year	Club	AVG	G	AB	R	H	TB	2B	3B	HR	RBI	SH	SF	HB	BB	SO	SB	CS	OBP	SLG	E
2011	VSL Tigers	.255	68	239	44	61	76	12	0	1	19	5	4	3	51	33	8	10	.387	.318	16

GREEN, RODGER DEAN (DEAN)

FIRST BASEMAN

HEIGHT: 6-4

BATS: L

BORN: June 30, 1989 - Tulsa, OK

WEIGHT: 255

THROWS: R

RESIDENCE: Tulsa, OK

RECOMMENDED/SIGNED BY: Rolando Casanova (Tigers)

SCHOOL: Barry University (FL)

HOW OBTAINED: Selected by the Tigers in the 11th round of the June 2011 draft.

CAREER HIGHLIGHTS:

2011: Tabbed Connecticut's Player of the Year...selected to the New York-Penn League's mid-season all-star squad...led the league with 128 total bases, while he finished second with 84 hits and a .520 slugging percentage, third with a .341 batting average, tied for fourth with 28 extra-base hits, finished fifth with a .395 on-base percentage and tied for fifth with 44 RBI...garnered Tigers Minor League Player of the Month honors for July after hitting .350 (36x103) with five doubles, a triple, three home runs and 16 RBI in 26 games...named the Sunshine State Conference Player of the Year after batting .400 (82x205) with 22 doubles, a triple, 19 home runs and 77 RBI in 57 games during his senior season at Barry University.

Year	Club	AVG	G	AB	R	H	TB	2B	3B	HR	RBI	SH	SF	HB	BB	SO	SB	CS	OBP	SLG	E
2011	Connecticut	.341	65	246	33	84	128	19	2	7	44	1	2	5	18	35	1	0	.395	.520	2

GREEN, SCOTT AUSTIN

RIGHTHANDED PITCHER

HEIGHT: 6-7

BATS: R

BORN: August 10, 1985 - Dayton, OH

WEIGHT: 240

THROWS: R

RESIDENCE: Louisville, KY

RECOMMENDED/SIGNED BY: Harold Zonder (Tigers)

SCHOOL: University of Kentucky

HOW OBTAINED: Selected by the Tigers in the third round of the June 2008 draft.

CAREER HIGHLIGHTS:

2011: Sideline April 7-July 21 with a right chest muscle strain.

2010: Sideline for the entire season, with the exception of three outings with the Gulf Coast League Tigers during an injury rehabilitation assignment, with a right shoulder rotator cuff strain.

2009: Tied for fifth in the Florida State League with three saves during April...tied for third in the league with five saves during July...landed on the disabled list for the remainder of the season on August 3 with a right labrum tear...named the 28th-best prospect in the Tigers organization following the season by *Baseball America*.

2008: Named the 18th-best prospect in the Tigers organization following the season by *Baseball America*...compiled a 6-4 record, 4.76 ERA (56.2IP/30ER), two saves and 64 strikeouts in 20 games (eight starts) during his junior season at the University of Kentucky.

2007: Selected by Boston in the 15th round of the June draft, but he did not sign...in nine outings as a sophomore at the University of Kentucky, he finished 2-0 with a 3.06 ERA (17.2IP/6ER), one save and 20 strikeouts...named the sixth-best prospect in the Cape Cod League by *Baseball America* after posting a 3-1 record, 1.56 ERA (40.1IP/7ER), one save and 35 strikeouts in nine games (eight starts) for Yarmouth-Dennis during the summer.

2006: Received a medical redshirt at the University of Kentucky after undergoing right elbow reconstruction surgery.

2005: Appeared in 18 games (seven starts) as a freshman at the University of Kentucky, he finished 2-4 with a 4.85 ERA (42.2IP/23ER), three saves and 35 strikeouts.

Year	Club	W-L	ERA	G	GS	CG	SHO	SV	IP	H	AB	R	ER	HR	HB	BB	SO	WP	BK	AVG
2008	West Michigan	1-2	3.57	15	0	0	0	2	17.2	14	64	9	7	1	1	5	15	4	1	.219
2009	Lakeland	3-4	3.25	32	0	0	0	11	36.0	42	142	21	13	3	2	14	35	2	0	.296
2010	GCL Tigers#	0-0	0.00	3	0	0	0	0	4.0	1	14	0	0	0	0	2	5	0	0	.071
2011	GCL Tigers#	0-2	4.66	9	0	0	0	1	9.2	11	41	9	5	3	1	5	6	2	0	.268
	Connecticut	1-1	5.79	9	0	0	0	0	9.1	11	38	9	6	0	3	6	7	1	1	.289
MINOR LEAGUE TOTALS		5-9	3.64	68	0	0	0	14	76.2	79	299	48	31	7	7	32	68	9	2	.264

PLAYER DEVELOPMENT
AND SCOUTING



TIGERS MINOR LEAGUE PLAYERS

GUEZ, BENJAMIN JAMES (BEN)

OUTFIELDER

HEIGHT: 5-11
WEIGHT: 180

BATS: R
THROWS: R

BORN: January 24, 1987 - Houston, TX
RESIDENCE: Houston TX

RECOMMENDED/SIGNED BY: Bill Buck (Tigers)

SCHOOL: College of William & Mary (VA)

HOW OBTAINED: Selected by the Tigers in the 19th round of the June 2008 draft.

CAREER HIGHLIGHTS:

2011: Batted .273 (12x44) with a double and an RBI in 13 games with Culiacan in the Mexican Winter League following the season.

2010: Hit .228 (13x57) with two doubles, a triple, three home runs and six RBI in 16 games with Surprise in the Arizona Fall League following the season.

2009: Tied for fourth in the Midwest League with a .483 slugging percentage...tabbed the Midwest League Player of the Week for July 13-19 after hitting .440 (11x25) with two doubles, two home runs and six RBI in six games...tied for second in the league with 23 RBI during July... selected the Tigers Minor League Player of the Month for August after batting .355 (38x107) with 13 doubles, two triples, four home runs and 16 RBI in 27 games...second in the league with 67 total bases during August, while he was eighth with a .355 batting average.

2008: Tied for the lead among all New York-Penn League outfielders with eight assists...hit .390 (90x231) with 75 runs scored, 18 doubles, three triples, 13 home runs, 51 RBI and 15 stolen bases in 57 games as a junior at the College of William & Mary to earn All-Colonial Athletic Association honors...named to the Second-Team American Baseball Coaches Association East All-Region Team.

2007: Batted .270 (37x137) with 25 runs scored, 11 doubles, two triples, two home runs, 24 RBI and eight stolen bases in 46 games during his sophomore season at the College of William & Mary...saw action in 43 games with Bourne in the Cape Cod League during the summer, hitting .282 (44x156) with 24 runs scored, seven doubles, two triples, three home runs, 24 RBI and nine stolen bases...started in center field in the Cape Cod League's All-Star Game.

2006: Played for Covington in the Valley League during the summer, batting .272 (46x169) with 27 runs scored, seven doubles, a triple, two home runs, 18 RBI and 12 stolen bases in 42 games.

Year	Club	AVG	G	AB	R	H	TB	2B	3B	HR	RBI	SH	SF	HB	BB	SO	SB	CS	OBP	SLG	E
2008	Oneonta	.223	70	256	43	57	94	14	4	5	25	3	5	8	33	57	16	5	.325	.367	4
2009	West Michigan	.275	104	404	64	111	195	34	7	12	64	3	3	10	18	95	11	4	.320	.483	2
2010	Lakeland	.207	28	87	9	18	28	7	0	1	8	0	0	5	10	23	6	2	.324	.322	0
	Erie	.357	9	28	2	10	13	3	0	0	3	1	0	0	3	5	3	2	.419	.464	1
	Toledo	.251	68	223	32	56	98	9	3	9	32	2	3	7	24	63	5	6	.339	.439	2
2011	Erie	.299	38	127	18	38	64	4	5	4	24	1	2	3	13	22	2	6	.372	.504	1
	Toledo	.278	95	316	41	88	130	27	3	3	32	3	2	6	21	72	10	9	.333	.411	3
MINOR LEAGUE TOTALS		.262	412	1441	209	378	622	98	22	34	188	13	15	39	122	337	53	34	.333	.432	13

GUICHARDO, RAYNI MIGUEL

LEFTHANDED PITCHER

HEIGHT: 6-1
WEIGHT: 165

BATS: L
THROWS: L

BORN: August 13, 1991 - Valverde Mao, DR
RESIDENCE: Valverde Mao, DR

RECOMMENDED/SIGNED BY: Ramon Perez/Miguel Garcia (Tigers)

SCHOOL: Jose Francisco Pena Gomez

HOW OBTAINED: Signed by the Tigers as a non-drafted free agent on December 7, 2007.

CAREER HIGHLIGHTS:

2010: Second in the New York-Penn League with 37 walks allowed.

2009: Tied for the lead in the Gulf Coast League with six home runs allowed, while he finished second with 67.2 innings pitched, tied for second with 31 walks and tied for fourth with 11 games started...third among all league starters with a .189 batting average against...third in the league with a 1.23 ERA (29.1IP/4ER) in five starts during July...went the distance in the first game of a doubleheader on August 14 at the Gulf Coast League Blue Jays to tie for the league lead with one complete game...tied for second in the league with three wins during August.

2008: Tied for the lead in the Dominican Summer League with three wins during August.

Year	Club	W-L	ERA	G	GS	CG	SHO	SV	IP	H	AB	R	ER	HR	HB	BB	SO	WP	BK	AVG
2008	DSL Tigers	3-5	3.90	16	13	0	0	0	62.1	56	238	34	27	2	5	20	79	9	0	.235
2009	GCL Tigers	4-4	1.73	11	11	1	0	0	67.2	43	228	14	13	6	1	31	48	2	0	.189
	Lakeland	0-0	3.60	1	1	0	0	0	5.0	5	21	3	2	0	0	2	1	1	0	.238
2010	Connecticut	4-5	3.86	14	14	0	0	0	63.0	70	251	33	27	3	0	37	38	4	1	.279
2011	Connecticut	1-2	5.34	18	1	0	0	1	28.2	38	120	19	17	4	0	8	21	4	0	.317
MINOR LEAGUE TOTALS		12-16	3.41	60	40	1	0	1	226.2	212	858	103	86	15	6	98	187	20	1	.247

GUTIERREZ, ALFRED SAMUEL

RIGHTHANDED PITCHER

HEIGHT: 6-1
WEIGHT: 150

BATS: R
THROWS: R

BORN: June 12, 1995 - La Guaira, VZ
RESIDENCE: Pampatar, VZ

RECOMMENDED/SIGNED BY: Alejandro Rodriguez (Tigers)

HOW OBTAINED: Signed by the Tigers as a non-drafted free agent on January 16, 2012.

Year	Club	W-L	ERA	G	GS	CG	SHO	SV	IP	H	AB	R	ER	HR	HB	BB	SO	WP	BK	AVG
------	------	-----	-----	---	----	----	-----	----	----	---	----	---	----	----	----	----	----	----	----	-----

(2012 will be first professional season)

HAMILTON, JOEY BRANDON (BRANDON)

RIGHTHANDED PITCHER

HEIGHT: 6-3
WEIGHT: 220

BATS: R
THROWS: R

BORN: December 25, 1988 - Montgomery, AL
RESIDENCE: Deatsville, AL

RECOMMENDED/SIGNED BY: Jim Rough (Tigers)

SCHOOL: Stanhope Elmore High School (AL)

HOW OBTAINED: Selected by the Tigers in the first round (60th overall) of the June 2007 draft.

TIGERS MINOR LEAGUE PLAYERS



(Hamilton, cont.)

CAREER HIGHLIGHTS:

2011: Spent the entire season on the voluntarily retired list.

2010: Spent the entire season on the restricted list.

2009: Tied for fifth in the Midwest League with 61 walks allowed.

2008: Named the Gulf Coast League Tigers Pitcher of the Year...tied for third in the Gulf Coast League with five wins...compiled a five-game winning streak July 4-August 11, tied for the second-longest such streak in the league...tied for the league lead with four wins during July, while he was fourth with a 1.64 ERA (22.0IP/4ER)...named the 26th-best prospect in the Tigers organization following the season by *Baseball America*.

2007: Named the 10th-best prospect and rated as possessing the best curveball in the Tigers organization following the season by *Baseball America*.

Year	Club	W-L	ERA	G	GS	CG	SHO	SV	IP	H	AB	R	ER	HR	HB	BB	SO	WP	BK	AVG
2007	GCL Tigers	1-1	3.10	7	5	0	0	0	20.1	12	70	9	7	2	2	12	23	3	1	.171
2008	GCL Tigers	5-1	1.86	9	7	0	0	0	38.2	27	145	12	8	1	2	13	42	3	2	.186
	West Michigan	0-5	5.01	8	6	0	0	0	32.1	34	119	25	18	2	0	28	22	1	0	.286
2009	West Michigan	5-5	7.09	30	20	0	0	0	99.0	112	391	79	78	11	3	61	71	9	2	.286
2010	Did not pitch																			
2011	Did not pitch																			
MINOR LEAGUE TOTALS		11-12	5.25	54	38	0	0	0	190.1	185	725	125	111	16	7	114	158	16	5	.255

HARRISON, BRETT

THIRD BASEMAN

HEIGHT: 6-0

BATS: R

BORN: June 9, 1992 - Henderson, NV

WEIGHT: 200

THROWS: R

RESIDENCE: Henderson, NV

RECOMMENDED/SIGNED BY: Steve Pack (Tigers)

SCHOOL: Green Valley High School (NV)

HOW OBTAINED: Selected by the Tigers in the 18th round of the June 2011 draft.

Year	Club	AVG	G	AB	R	H	TB	2B	3B	HR	RBI	SH	SF	HB	BB	SO	SB	CS	OBP	SLG	E
2011	GCL Tigers	.238	6	21	1	5	5	0	0	0	1	0	1	0	2	4	0	0	.292	.238	1
	Lakeland	.500	1	2	0	1	1	0	0	0	0	0	0	0	0	0	0	0	.500	.500	0
MINOR LEAGUE TOTALS		.261	7	23	1	6	6	0	0	0	1	0	1	0	2	4	0	0	.308	.261	1

HECKAMAN, ERIC MICHAEL

RIGHTHANDED PITCHER

HEIGHT: 6-2

BATS: R

BORN: May 14, 1988 - South Bend, IN

WEIGHT: 215

THROWS: R

RESIDENCE: South Bend, IN

RECOMMENDED/SIGNED BY: Garrett Guest (Tigers)

SCHOOL: Western Michigan University

HOW OBTAINED: Selected by the Tigers in the 35th round of the June 2011 draft.

CAREER HIGHLIGHTS:

2011: Compiled a 2-4 record, 1.64 ERA (33.0IP/6ER), 10 saves and 24 strikeouts in 21 outings at Western Michigan University.

Year	Club	W-L	ERA	G	GS	CG	SHO	SV	IP	H	AB	R	ER	HR	HB	BB	SO	WP	BK	AVG
2011	GCL Tigers	1-2	1.14	20	0	0	0	1	23.2	16	81	6	3	0	1	13	25	5	0	.198
	Lakeland	0-0	3.68	3	0	0	0	0	7.1	8	28	3	3	0	0	3	8	1	0	.286
MINOR LEAGUE TOTALS		1-2	1.74	23	0	0	0	1	31.0	24	109	9	6	0	1	16	33	6	0	.220

HERNANDEZ, DANIEL DEJESUS (DANNY)

RIGHTHANDED PITCHER

HEIGHT: 6-1

BATS: R

BORN: November 2, 1992 - Anzoategui, VZ

WEIGHT: 160

THROWS: R

RESIDENCE: Anzoategui, VZ

RECOMMENDED/SIGNED BY: Alejandro Rodriguez (Tigers)

HOW OBTAINED: Signed by the Tigers as a non-drafted free agent on January 26, 2010.

Year	Club	W-L	ERA	G	GS	CG	SHO	SV	IP	H	AB	R	ER	HR	HB	BB	SO	WP	BK	AVG
2010	VSL Tigers	2-2	6.00	13	2	0	0	0	27.0	37	108	24	18	1	3	18	19	7	4	.343
2011	VSL Tigers	3-1	3.96	13	11	0	0	0	52.1	59	208	35	23	3	9	21	34	3	2	.284
MINOR LEAGUE TOTALS		5-3	4.65	26	13	0	0	0	79.1	96	316	59	41	4	12	39	53	10	6	.304

HESS, KEVAN J.

RIGHTHANDED PITCHER

HEIGHT: 6-2

BATS: R

BORN: March 30, 1988 - Kalamazoo, MI

WEIGHT: 190

THROWS: R

RESIDENCE: Kalamazoo, MI

RECOMMENDED/SIGNED BY: Tom Osowski (Tigers)

SCHOOL: Western Michigan University

HOW OBTAINED: Selected by the Tigers in the 14th round of the June 2009 draft.

PLAYER DEVELOPMENT
AND SCOUTING



TIGERS MINOR LEAGUE PLAYERS

(Hess, cont.)

Year	Club	W-L	ERA	G	GS	CG	SHO	SV	IP	H	AB	R	ER	HR	HB	BB	SO	WP	BK	AVG
2009	Oneonta	2-0	4.30	20	1	0	0	0	44.0	50	180	21	21	0	1	19	35	6	0	.278
2010	Connecticut	2-0	2.87	12	0	0	0	1	15.2	16	58	7	5	1	0	5	16	2	0	.276
	West Michigan	0-1	8.00	10	0	0	0	1	18.0	17	70	17	16	1	2	17	15	3	0	.243
2011	Connecticut	1-0	0.00	4	0	0	0	1	6.0	2	19	0	0	0	1	4	4	2	0	.105
	West Michigan	1-1	7.85	11	0	0	0	0	18.1	19	69	16	16	0	1	13	11	5	0	.275
	Lakeland	0-0	3.00	3	0	0	0	0	6.0	5	20	2	2	1	0	5	4	0	0	.250
MINOR LEAGUE TOTALS		6-2	5.00	60	1	0	0	3	108.0	109	416	63	60	3	5	63	85	18	0	.262

HIDALGO, GREGORIS

SHORTSTOP

HEIGHT: 5-10 **BATS:** R **BORN:** December 18, 1993 - La Romana, DR
WEIGHT: 160 **THROWS:** R **RESIDENCE:** La Romana, DR
RECOMMENDED/SIGNED BY: Carlos Santana/Ramon Perez/Miguel Garcia (Tigers)
HOW OBTAINED: Signed by the Tigers as a non-drafted free agent on May 15, 2011.
CAREER HIGHLIGHTS:
2011: Spent the entire season on the restricted list.

Year	Club	AVG	G	AB	R	H	TB	2B	3B	HR	RBI	SH	SF	HB	BB	SO	SB	CS	OBP	SLG	E
2011	Did not play																				

HIDALGO, LUIS CARLOS

RIGHTHANDED PITCHER

HEIGHT: 6-1 **BATS:** R **BORN:** January 18, 1991 - Cotui, DR
WEIGHT: 170 **THROWS:** R **RESIDENCE:** Cotui, DR
RECOMMENDED/SIGNED BY: Aldo Perez/Ramon Perez (Tigers)
HOW OBTAINED: Signed by the Tigers as a non-drafted free agent on October 22, 2009.
CAREER HIGHLIGHTS:
2011: Tabbed the Dominican Summer League Tigers Pitcher of the Year...selected to the Dominican Summer League's mid-season all-star squad...compiled a 1-1 record, 1.61 ERA (28.0IP/5ER) and 37 strikeouts in six outings (four starts) during June...second in the league with 37 strikeouts during June.

Year	Club	W-L	ERA	G	GS	CG	SHO	SV	IP	H	AB	R	ER	HR	HB	BB	SO	WP	BK	AVG
2010	DSL Tigers	3-7	2.81	19	12	0	0	0	67.1	72	263	37	21	2	10	17	70	7	1	.274
2011	DSL Tigers	3-4	2.07	14	8	0	0	0	65.1	58	251	28	15	2	5	15	71	6	3	.231
MINOR LEAGUE TOTALS		6-11	2.44	33	20	0	0	0	132.2	130	514	65	36	4	15	32	141	13	4	.253

HOLM, JEFF JOHN

FIRST BASEMAN/OUTFIELDER

HEIGHT: 6-3 **BATS:** L **BORN:** October 17, 1988 - Rochester Hills, MI
WEIGHT: 220 **THROWS:** L **RESIDENCE:** St. Charles, IL
RECOMMENDED/SIGNED BY: Garrett Guest (Tigers)
SCHOOL: Michigan State University
HOW OBTAINED: Selected by the Tigers in the 12th round of the June 2011 draft.
CAREER HIGHLIGHTS:
2011: Tabbed the Big Ten Player of the Year after hitting .376 (85x226) with 15 doubles, three triples, nine home runs, 61 RBI and 20 stolen bases in 57 games during his senior season at Michigan State University.
2010: Garnered Third-Team All-Big Ten Conference honors after batting .350 (72x206) with 21 doubles, five triples, three home runs, 50 RBI and 23 stolen bases in 53 games as a junior at Michigan State University...hit .359 (78x217) with 18 doubles, three triples, 11 home runs, 60 RBI and 38 stolen bases with Chillicothe in the Prospect League during the summer...tabbed the Prospect League Player of the Year...named the sixth-best prospect in the league by *Baseball America*.

Year	Club	AVG	G	AB	R	H	TB	2B	3B	HR	RBI	SH	SF	HB	BB	SO	SB	CS	OBP	SLG	E
2011	Connecticut	.236	58	208	29	49	74	8	1	5	25	2	2	0	25	34	11	2	.315	.356	3

HUDGINS, DERRICK GERARD

INFIELDER

HEIGHT: 5-11 **BATS:** R **BORN:** March 10, 1991 - Tampa, FL
WEIGHT: 165 **THROWS:** R **RESIDENCE:** Tampa, FL
RECOMMENDED/SIGNED BY: Basilio Cabrera (Tigers)
SCHOOL: Hillsborough Community College (FL)
HOW OBTAINED: Signed by the Tigers as a non-drafted free agent on July 5, 2011.

Year	Club	AVG	G	AB	R	H	TB	2B	3B	HR	RBI	SH	SF	HB	BB	SO	SB	CS	OBP	SLG	E
2011	GCL Tigers	.185	32	108	9	20	21	1	0	0	8	0	1	1	5	29	5	1	.226	.194	4

IORG, GARTH CALE (CALE)

SHORTSTOP

HEIGHT: 6-2 **BATS:** R **BORN:** September 6, 1985 - Toronto, Ontario
WEIGHT: 182 **THROWS:** R **RESIDENCE:** Knoxville, TN
RECOMMENDED/SIGNED BY: David Chadd (Tigers)
SCHOOL: University of Alabama
HOW OBTAINED: Selected by the Tigers in the sixth round of the June 2007 draft.

TIGERS MINOR LEAGUE PLAYERS



(org. cont.)

CAREER HIGHLIGHTS:

2011: Led all International League shortstops with 19 errors.

2010: Tied for fourth in the Eastern League with 139 strikeouts...named the 22nd-best prospect and best defensive infielder in the Tigers organization following the season by *Baseball America*...saw action in 15 games with Surprise in the Arizona Fall League following the season, batting .304 (17x56) with a double, two triples, two home runs, nine RBI and five stolen bases.

2009: Led the Eastern League with 149 strikeouts...topped all league shortstops with 578 total chances, 202 putouts and 351 assists, while he tied for the lead with 76 double plays...tabbed the best defensive shortstop in the Eastern League by *Baseball America*...named the 13th-best prospect and rated as possessing the best infield arm in the Tigers organization following the season by *Baseball America*...saw action in 17 games with Peoria in the Arizona Fall League following the season, hitting .217 (13x60) with two doubles, two home runs and five RBI.

2008: Selected to both the Florida State League's mid- and post-season all-star squads...tied for fifth in the league with seven triples...tabbed the best defensive shortstop in the Florida State League by *Baseball America*...sidelined July 11-August 2 with a right shoulder strain...named the third-best prospect and best athlete and rated as possessing the best infield arm in the Tigers organization following the season by *Baseball America*.

2007: Appeared in four games with North Shore in the Hawaii Winter League following the season, hitting .176 (3x17)...named the second-best prospect and best athlete in the Tigers organization following the season by *Baseball America*.

2005: Batted .280 (66x236) with 11 doubles, three triples, five home runs, 38 RBI and 15 stolen bases during his freshman season at the University of Alabama.

2004: Selected by Tampa Bay in the 16th round of the June draft out of Karns High School in Tennessee, but he did not sign...tabbed a Second-Team High School All-American by *Baseball America* after batting .505 (50x99) with 49 runs scored, nine doubles, five triples, 13 home runs, 52 RBI and 29 stolen bases at Karns High School.

MISCELLANEOUS: Is the son of former major leaguer Garth and nephew of the former major leaguer Dane...his brother Eli was an outfielder in the Astros organization...missed two seasons of college baseball (2006-07) while on a Mormon mission in Lisbon, Portugal.

Year	Club	AVG	G	AB	R	H	TB	2B	3B	HR	RBI	SH	SF	HB	BB	SO	SB	CS	OBP	SLG	E
2007	GCL Tigers	.182	3	11	1	2	2	0	0	0	0	0	0	1	1	6	0	0	.308	.182	0
	Lakeland	.278	5	18	0	5	7	2	0	0	5	0	0	0	1	5	0	0	.316	.389	0
2008	Lakeland	.251	99	383	61	96	155	15	7	10	47	0	2	11	35	111	22	11	.329	.405	18
2009	Erie	.222	129	491	57	109	165	17	3	11	41	2	3	4	32	149	13	7	.274	.336	25
2010	Erie	.211	110	427	50	90	144	22	1	10	33	6	0	4	17	139	12	5	.248	.337	24
	Toledo	.242	16	66	7	16	27	6	1	1	9	0	1	1	2	20	0	1	.271	.409	1
2011	Erie	.167	26	84	8	14	21	1	0	2	6	1	0	1	4	28	2	1	.213	.250	6
	Toledo	.208	88	312	33	65	100	18	1	5	21	4	3	5	15	79	12	7	.254	.321	20
MINOR LEAGUE TOTALS		.222	476	1792	217	397	621	81	13	39	162	13	9	27	107	537	61	32	.274	.347	94

JACOBS, VIJANDRICK JUVIANI

LEFTHANDED PITCHER

HEIGHT: 5-10

BATS: L

BORN: February 20, 1994 - Oranjestad, Aruba

WEIGHT: 185

THROWS: L

RESIDENCE: Santa Cruz, Aruba

RECOMMENDED/SIGNED BY: Pedro Chavez (Tigers)

SCHOOL: Colegio Arubano

HOW OBTAINED: Signed by the Tigers as a non-drafted free agent on July 2, 2010.

Year	Club	W-L	ERA	G	GS	CG	SHO	SV	IP	H	AB	R	ER	HR	HB	BB	SO	WP	BK	AVG
2011	VSL Tigers	2-0	9.00	3	0	0	0	0	6.0	3	19	6	6	0	0	7	3	2	1	.158
	DSL Tigers	0-1	7.43	7	3	0	0	0	13.1	12	45	11	11	1	4	15	13	0	0	.267
MINOR LEAGUE TOTALS		2-1	7.91	10	3	0	0	0	19.1	15	64	17	17	1	4	22	16	2	1	.234

JIMENEZ, EDUARDO RAFAEL

RIGHANDED PITCHER

HEIGHT: 6-2

BATS: R

BORN: April 4, 1995 - Cumana, VZ

WEIGHT: 160

THROWS: R

RESIDENCE: Araya, VZ

RECOMMENDED/SIGNED BY: Alejandro Rodriguez/Pedro Chavez (Tigers)

HOW OBTAINED: Signed by the Tigers as a non-drafted free agent on July 6, 2011.

Year	Club	W-L	ERA	G	GS	CG	SHO	SV	IP	H	AB	R	ER	HR	HB	BB	SO	WP	BK	AVG
(2012 will be first professional season)																				

JOHNSON, JAMIE ELLIOT

OUTFIELDER

HEIGHT: 5-9

BATS: L

BORN: April 26, 1987 - Minden, LA

WEIGHT: 185

THROWS: R

RESIDENCE: Monroe, LA

RECOMMENDED/SIGNED BY: Chris Wimmer (Tigers)

SCHOOL: University of Oklahoma

HOW OBTAINED: Selected by the Tigers in the seventh round of the June 2009 draft.

CAREER HIGHLIGHTS:

2011: Led the Eastern League with 93 runs scored and 84 walks, while he finished fourth with 534 at-bats, tied for fourth with 137 games played and finished fifth with 147 hits...rated as possessing the best strike-zone discipline in the Tigers organization following the season by *Baseball America*...hit .323 (20x62) with three doubles, three triples and four RBI in 18 games with Los Mochis in the Mexican Winter League following the season.

2010: Second in the Midwest League with 98 walks, while he finished fifth with a .413 on-base percentage...batted .384 (28x73) in 21 games during June...led the Midwest League with a .384 batting average during June...rated as possessing the best strike-zone discipline in the Tigers organization following the season by *Baseball America*.

2009: Led the New York-Penn League with 73 games, while he tied for the lead with seven triples and finished second with 270 at-bats...topped all league outfielders with 167 total chances and 159 putouts...an All-Big 12 Conference selection as a junior at the University of Oklahoma after hitting .353 (90x255) with 76 runs scored, 17 doubles, five triples, 13 home runs, 44 RBI and 18 stolen bases in 63 games.



TIGERS MINOR LEAGUE PLAYERS

(Johnson, cont.)

2008: Batted .344 (77x224) with 58 runs scored, 12 doubles, three triples, five home runs, 27 RBI and 20 stolen bases in 63 games during his sophomore season at the University of Oklahoma to earn Honorable Mention All-Big 12 Conference honors...saw action with Bourne in the Cape Cod League during the summer, hitting .250 (29x116) with 13 runs scored, three doubles, a triple, two home runs, 16 RBI and three stolen bases.

2007: Hit .471 (74x157) with 15 doubles, five triples, three home runs, 36 RBI and 21 stolen bases as a freshman at Texarkana Junior College...earned Texas Collegiate League all-star honors during the summer after hitting .321 with Weatherford.

2006: Selected by Colorado in the 50th round of the June draft out of West Ouachita High School in Louisiana, but he did not sign.

Year	Club	AVG	G	AB	R	H	TB	2B	3B	HR	RBI	SH	SF	HB	BB	SO	SB	CS	OBP	SLG	E
2009	Oneonta	.241	73	270	38	65	99	11	7	3	20	1	0	2	41	50	7	4	.345	.367	1
2010	West Michigan	.284	122	443	76	126	172	21	8	3	41	6	5	3	98	76	11	7	.413	.388	6
2011	Erie	.275	137	534	93	147	202	33	5	4	51	2	6	6	84	92	14	12	.376	.378	3
MINOR LEAGUE TOTALS		.271	332	1247	207	338	473	65	20	10	112	9	11	11	223	218	32	23	.383	.379	10

JONES, CLAY H.

FIRST BASEMAN

HEIGHT: 6-3

BATS: R

BORN: November 11, 1987 - Birmingham, AL

WEIGHT: 220

THROWS: R

RESIDENCE: Brent, AL

RECOMMENDED/SIGNED BY: Bryson Barber (Tigers)

SCHOOL: University of Alabama

HOW OBTAINED: Selected by the Tigers in the 32nd round of the June 2010 draft.

CAREER HIGHLIGHTS:

2011: Sidelined April 7-July 1 with two fractured fingers on his left hand.

2010: Hit .313 (78x249) with 53 runs scored, 14 doubles, 17 home runs and 66 RBI in 67 games as a senior at the University of Alabama.

2009: Batted .336 (43x128) with seven doubles, seven home runs and 37 RBI in 41 games during his junior season at the University of Alabama...saw action with Vermont in the New England Collegiate Baseball League during the summer, earning league all-star honors after hitting .336 (40x119) with four doubles, two home runs and 21 RBI.

2006: Selected by Milwaukee in the 36th round of the June draft out of Bibb County High School in Alabama, but he did not sign.

Year	Club	AVG	G	AB	R	H	TB	2B	3B	HR	RBI	SH	SF	HB	BB	SO	SB	CS	OBP	SLG	E
2010	West Michigan	.270	50	189	22	51	67	10	0	2	24	0	2	6	17	31	1	0	.346	.354	4
2011	GCL Tigers#	.182	3	11	0	2	2	0	0	0	1	0	0	0	1	1	0	0	.250	.182	0
	West Michigan	.308	46	156	29	48	65	11	0	2	21	0	2	1	25	28	0	0	.402	.417	2
MINOR LEAGUE TOTALS		.284	99	356	51	101	134	21	0	4	46	0	4	7	43	60	1	0	.368	.376	6

JONES, COREY FRANK

SECOND BASEMAN

HEIGHT: 6-0

BATS: L

BORN: September 14, 1987 - Anaheim, CA

WEIGHT: 202

THROWS: R

RESIDENCE: Camarillo, CA

RECOMMENDED/SIGNED BY: Phil Huttman (Tigers)

SCHOOL: Cal State Fullerton

HOW OBTAINED: Selected by the Tigers in the seventh round of the June 2010 draft.

CAREER HIGHLIGHTS:

2010: Rated as having the fourth-best pro debut among college players selected in the draft by *Baseball America*...batted .395 (45x114) with 12 doubles and 19 RBI in 28 games during August...third in the Midwest League with a .395 batting average and 45 hits during August, while he tied for third with 12 doubles...earned Second-Team All-Big West Conference honors as a junior at Cal State Fullerton after hitting .374 (83x222) with 50 runs scored, 13 doubles, six triples, nine home runs and 56 RBI in 63 games.

2009: Received a medical redshirt at Cal State Fullerton as he recovered from a broken leg suffered during the fall of 2008...tabbed the Most Valuable Player in the Northwoods League during the summer after batting .315 (76x241) with 45 runs scored, 10 doubles, a triple, 13 home runs, 43 RBI and 14 stolen bases with Rochester...named the 10th-best prospect in the league by *Baseball America*.

2008: Batted .302 (45x149) with 25 runs scored, four doubles, three triples, a home run and 33 RBI in 49 games during his sophomore season at Cal State Fullerton.

Year	Club	AVG	G	AB	R	H	TB	2B	3B	HR	RBI	SH	SF	HB	BB	SO	SB	CS	OBP	SLG	E
2010	GCL Tigers	.000	3	5	0	0	0	0	0	0	1	0	1	2	0	1	0	0	.250	.000	0
	West Michigan	.360	48	189	27	68	87	19	0	0	30	4	1	15	17	27	1	0	.450	.460	5
2011	Lakeland	.259	122	432	45	112	149	19	0	6	47	1	7	3	33	71	2	1	.312	.345	16
MINOR LEAGUE TOTALS		.288	173	626	72	180	236	38	0	6	78	5	9	20	50	99	3	1	.355	.377	21

JOSEPH, MANUEL

SHORTSTOP

HEIGHT: 5-11

BATS: R

BORN: June 16, 1994 - San Cristobal, DR

WEIGHT: 160

THROWS: R

RESIDENCE: San Cristobal, DR

RECOMMENDED/SIGNED BY: Miguel Rodriguez/Ramon Perez/Miguel Garcia (Tigers)

HOW OBTAINED: Signed by the Tigers as a non-drafted free agent on October 6, 2011.

Year	Club	AVG	G	AB	R	H	TB	2B	3B	HR	RBI	SH	SF	HB	BB	SO	SB	CS	OBP	SLG	E
------	------	-----	---	----	---	---	----	----	----	----	-----	----	----	----	----	----	----	----	-----	-----	---

(2012 will be first professional season)

KALINE, COLIN MICHAEL

SECOND BASEMAN

HEIGHT: 5-10

BATS: S

BORN: April 26, 1989 - Detroit, MI

WEIGHT: 180

THROWS: R

RESIDENCE: Beverly Hills, MI

RECOMMENDED/SIGNED BY: Jim Rough (Tigers)

SCHOOL: Florida Southern College



(Kaline, cont.)

HOW OBTAINED: Selected by the Tigers in the 26th round of the June 2011 draft.

CAREER HIGHLIGHTS:

2007: Selected by the Tigers in the 25th round of the June draft out of Wylie E. Groves High School in Michigan, but he did not sign.

MISCELLANEOUS: Is the grandson of former Tigers outfielder and Hall of Famer Al Kaline.

Year	Club	AVG	G	AB	R	H	TB	2B	3B	HR	RBI	SH	SF	HB	BB	SO	SB	CS	OBP	SLG	E
2011	Connecticut	.222	39	117	10	26	31	5	0	0	6	2	1	0	19	23	3	2	.328	.265	7

KELLEY, TIMOTHY J. (TIM)

RIGHTHANDED PITCHER

HEIGHT: 6-6

BATS: L

BORN: October 11, 1987 - Tulsa, OK

WEIGHT: 230

THROWS: R

RESIDENCE: Tulsa, OK

RECOMMENDED/SIGNED BY: Chris Wimmer (Tigers)

SCHOOL: Wichita State University (KS)

HOW OBTAINED: Signed by the Tigers as a non-drafted free agent on January 25, 2012.

CAREER HIGHLIGHTS:

2011: Finished 3-1 with a 1.88 ERA (42.2IP/8ER) and 43 strikeouts in eight starts as a senior at Wichita State University.

2010: Earned All-Missouri Valley Conference honors as a junior at Wichita State University after compiling an 11-2 record, 3.94 ERA (96.0IP/42ER) and 80 strikeouts in 16 outings (15 starts).

2009: Posted a 5-4 record, 2.86 ERA (94.1IP/30ER) and 102 strikeouts in 14 starts during his sophomore season at Wichita State University to earn Second-Team All-Missouri Valley Conference honors.

2008: Went 4-4 with a 4.85 ERA (52.0IP/28ER) and 34 strikeouts in 12 games (11 starts) as a freshman at Wichita State University.

Year	Club	W-L	ERA	G	GS	CG	SHO	SV	IP	H	AB	R	ER	HR	HB	BB	SO	WP	BK	AVG
------	------	-----	-----	---	----	----	-----	----	----	---	----	---	----	----	----	----	----	----	----	-----

(2012 will be first professional season)

KICKHAM, DANIEL ROBERT

RIGHTHANDED PITCHER

HEIGHT: 6-4

BATS: R

BORN: December 12, 1988 - St. Louis, MO

WEIGHT: 205

THROWS: R

RESIDENCE: Springfield, MO

RECOMMENDED/SIGNED BY: Marty Miller (Tigers)

SCHOOL: Missouri State University

HOW OBTAINED: Selected by the Tigers in the 33rd round of the June 2011 draft.

CAREER HIGHLIGHTS:

2011: Earned All-Missouri Valley Conference honors and was tabbed the conference's newcomer of the year after he compiled a 2-3 record, 1.84 ERA (29.1IP/6ER) and 13 saves in 25 appearances as a junior at Missouri State University.

2010: Selected by Colorado in the 37th round of the June draft out of Crowder Community College in Missouri, but he did not sign.

MISCELLANEOUS: His twin brother Mike is a pitcher in the San Francisco Giants organization.

Year	Club	W-L	ERA	G	GS	CG	SHO	SV	IP	H	AB	R	ER	HR	HB	BB	SO	WP	BK	AVG
------	------	-----	-----	---	----	----	-----	----	----	---	----	---	----	----	----	----	----	----	----	-----

2011	GCL Tigers	2-0	3.68	13	0	0	0	0	14.2	8	48	7	6	1	1	10	11	2	0	.167
------	------------	-----	------	----	---	---	---	---	------	---	----	---	---	---	---	----	----	---	---	------

KING, JASON ELLWOOD

THIRD BASEMAN

HEIGHT: 6-0

BATS: S

BORN: June 14, 1989 - Columbus, OH

WEIGHT: 216

THROWS: R

RESIDENCE: Dublin, OH

RECOMMENDED/SIGNED BY: Chris Wimmer (Tigers)

SCHOOL: Kansas State University

HOW OBTAINED: Selected by the Tigers in the fourth round of the June 2011 draft.

CAREER HIGHLIGHTS:

2011: Batted .326 (74x230) with 19 doubles, six triples, 10 home runs, 59 RBI and 16 stolen bases in 61 games during his junior season at Kansas State University.

Year	Club	AVG	G	AB	R	H	TB	2B	3B	HR	RBI	SH	SF	HB	BB	SO	SB	CS	OBP	SLG	E
------	------	-----	---	----	---	---	----	----	----	----	-----	----	----	----	----	----	----	----	-----	-----	---

2011	Connecticut	.251	53	195	27	49	81	6	4	6	31	1	3	8	20	39	6	3	.341	.415	10
------	-------------	------	----	-----	----	----	----	---	---	---	----	---	---	---	----	----	---	---	------	------	----

KNUDSON, GUIDO JOEL

RIGHTHANDED PITCHER

HEIGHT: 6-1

BATS: R

BORN: August 5, 1989 - San Diego, CA

WEIGHT: 185

THROWS: R

RESIDENCE: Bonita, CA

RECOMMENDED/SIGNED BY: Steve Pack (Tigers)

SCHOOL: University of California-San Diego

HOW OBTAINED: Selected by the Tigers in the 28th round of the June 2011 draft.

CAREER HIGHLIGHTS:

2011: Earned Second-Team All-California Collegiate Athletic Association honors as a senior at the University of California-San Diego after posting a 9-3 record and 2.80 ERA (103.0IP/32ER) in 15 starts.

2010: Finished 10-3 with a 3.87 ERA (88.1IP/38ER) in 18 outings (12 starts) as a junior at the University of California-San Diego.

2009: Garnered All-California Collegiate Athletic Association honors as a sophomore at the University of California-San Diego after compiling a 4-1 record, 4.28 ERA (40.0IP/19ER) and 10 saves in 30 appearances.

2008: Posted a 6-5 record and 4.08 ERA (86.0IP/39ER) in 17 outings (15 starts) as a freshman at the University of California-San Diego.

Year	Club	W-L	ERA	G	GS	CG	SHO	SV	IP	H	AB	R	ER	HR	HB	BB	SO	WP	BK	AVG
------	------	-----	-----	---	----	----	-----	----	----	---	----	---	----	----	----	----	----	----	----	-----

2011	GCL Tigers	1-1	2.74	13	0	0	0	0	23.0	18	80	10	7	0	1	4	22	2	0	.225
------	------------	-----	------	----	---	---	---	---	------	----	----	----	---	---	---	---	----	---	---	------

	Connecticut	0-1	8.10	5	0	0	0	0	3.1	4	16	4	3	0	1	3	1	0	0	.250
--	-------------	-----	------	---	---	---	---	---	-----	---	----	---	---	---	---	---	---	---	---	------

MINOR LEAGUE TOTALS		1-2	3.42	18	0	0	0	0	26.1	22	96	14	10	0	2	7	23	2	0	.229
---------------------	--	-----	------	----	---	---	---	---	------	----	----	----	----	---	---	---	----	---	---	------

PLAYER DEVELOPMENT
AND SCOUTING



TIGERS MINOR LEAGUE PLAYERS

KRIZAN, JASON WILLIAM

OUTFIELDER

HEIGHT: 6-0 **BATS:** L **BORN:** June 28, 1989 - Austin, TX
WEIGHT: 185 **THROWS:** R **RESIDENCE:** Pflugerville, TX
RECOMMENDED/SIGNED BY: Tim Grieve (Tigers)
SCHOOL: Dallas Baptist University (TX)
HOW OBTAINED: Selected by the Tigers in the eighth round of the June 2011 draft.

CAREER HIGHLIGHTS:

2011: Named to *Baseball America's* All-American squad after hitting .413 (102x247) with 39 doubles, a triple, 10 home runs, 81 RBI and 13 stolen bases during his senior season at Dallas Baptist University.

2010: Hit .356 (79x222) with 20 doubles, two triples, 11 home runs and 57 RBI in 55 games as a junior at Dallas Baptist University.

2009: Batted .389 (81x208) with 20 doubles, two triples, 16 home runs and 74 RBI in 53 games as a sophomore at Dallas Baptist University.

Year	Club	AVG	G	AB	R	H	TB	2B	3B	HR	RBI	SH	SF	HB	BB	SO	SB	CS	OBP	SLG	E
2011	West Michigan	.239	53	184	13	44	59	4	1	3	19	7	0	1	13	30	1	1	.293	.321	2

KUNKEL, JEFFREY RICHARD (JEFF)

CATCHER

HEIGHT: 5-11 **BATS:** S **BORN:** March 11, 1983 - Olympia Fields, IL
WEIGHT: 208 **THROWS:** R **RESIDENCE:** Oak Forest, IL
RECOMMENDED/SIGNED BY: Tom Osowski (Tigers)
SCHOOL: University of Michigan
HOW OBTAINED: Selected by the Tigers in the 37th round of the June 2005 draft.

CAREER HIGHLIGHTS:

2008: Tabbed the best defensive catcher in the Tigers organization following the season by *Baseball America*.

2006: Tabbed the best defensive catcher in the Tigers organization following the season by *Baseball America*...an All-Big Ten Conference selection at the University of Michigan after hitting .335 (77x230) with 38 runs scored, 15 doubles and 28 RBI.

2005: Batted .384 (73x190) with 28 runs scored, 14 doubles, a triple, three home runs and 45 RBI in 56 games at the University of Michigan.

2004: Hit .306 (53x173) with 13 doubles, three home runs and 34 RBI at the University of Michigan.

Year	Club	AVG	G	AB	R	H	TB	2B	3B	HR	RBI	SH	SF	HB	BB	SO	SB	CS	OBP	SLG	E
2006	Oneonta	.260	30	104	7	27	31	4	0	0	10	0	0	0	11	28	0	1	.330	.298	3
	West Michigan	.000	2	8	0	0	0	0	0	0	0	0	0	0	0	3	0	0	.000	.000	0
2007	West Michigan	.230	29	100	6	23	27	2	1	0	4	1	0	3	5	19	1	0	.287	.270	2
	Lakeland	.203	25	74	3	15	17	2	0	0	1	1	0	0	1	17	0	0	.213	.230	3
2008	Lakeland	.237	53	173	14	41	52	8	0	1	21	2	3	2	12	30	1	1	.289	.301	3
	Erie	.192	16	52	3	10	16	3	0	1	5	0	1	0	2	18	0	0	.218	.308	1
2009	Lakeland	.192	8	26	0	5	7	2	0	0	2	0	1	1	0	7	0	0	.214	.269	0
	Erie	.218	47	142	14	31	49	6	0	4	16	1	2	2	13	33	0	1	.289	.345	2
2010	Erie	.261	44	142	19	37	55	2	2	4	17	2	1	3	15	27	1	1	.342	.387	2
	Toledo	.239	25	88	8	21	27	4	1	0	8	2	1	0	4	22	0	0	.269	.307	3
2011	Lakeland	.222	10	27	5	6	9	1	1	0	1	1	0	3	2	10	0	0	.344	.333	0
	Erie	.270	12	37	1	10	10	0	0	0	8	1	1	2	1	9	0	0	.317	.270	0
	Toledo	.075	19	53	2	4	7	0	0	1	2	0	0	1	2	13	0	0	.125	.132	0
MINOR LEAGUE TOTALS		.224	320	1026	82	230	307	34	5	11	95	11	10	17	68	236	3	4	.281	.299	19

LACHAPEL, WALTER ALEXANDER

RIGHTHANDED PITCHER

HEIGHT: 6-0 **BATS:** R **BORN:** August 16, 1992 - Santo Domingo, DR
WEIGHT: 180 **THROWS:** R **RESIDENCE:** Santo Domingo, DR
RECOMMENDED/SIGNED BY: Carlos Santana/Ramon Perez (Tigers)
HOW OBTAINED: Signed by the Tigers as a non-drafted free agent on March 2, 2010.

Year	Club	W-L	ERA	G	GS	CG	SHO	SV	IP	H	AB	R	ER	HR	HB	BB	SO	WP	BK	AVG
2010	DSL Tigers	1-4	4.60	23	2	0	0	0	43.0	42	159	25	22	1	11	33	45	8	0	.264
2011	DSL Tigers	1-1	4.70	21	0	0	0	1	38.1	45	149	25	20	1	6	26	37	12	0	.302
MINOR LEAGUE TOTALS		2-5	4.65	44	2	0	0	1	81.1	87	308	50	42	2	17	59	82	20	0	.282

LARA, CARLOS

RIGHTHANDED PITCHER

HEIGHT: 6-2 **BATS:** R **BORN:** March 2, 1994 - Bani, DR
WEIGHT: 170 **THROWS:** R **RESIDENCE:** Bani, DR
RECOMMENDED/SIGNED BY: Carlos Santana/Ramon Perez/Miguel Garcia (Tigers)
HOW OBTAINED: Signed by the Tigers as a non-drafted free agent on October 6, 2011.

Year	Club	W-L	ERA	G	GS	CG	SHO	SV	IP	H	AB	R	ER	HR	HB	BB	SO	WP	BK	AVG
------	------	-----	-----	---	----	----	-----	----	----	---	----	---	----	----	----	----	----	----	----	-----

(2012 will be first professional season)

LARA, CONFESOR

RIGHTHANDED PITCHER

HEIGHT: 6-2 **BATS:** R **BORN:** August 7, 1990 - Bani, DR
WEIGHT: 170 **THROWS:** R **RESIDENCE:** Bani, DR
RECOMMENDED/SIGNED BY: Carlos Santana/Ramon Perez/Miguel Garcia (Tigers)
HOW OBTAINED: Signed by the Tigers as a non-drafted free agent on March 26, 2010.

TIGERS MINOR LEAGUE PLAYERS



(Lara, Confesor, cont.)

CAREER HIGHLIGHTS:

2011: Fourth in the Dominican Summer League with 79 strikeouts.

Year	Club	AVG	G	AB	R	H	TB	2B	3B	HR	RBI	SH	SF	HB	BB	SO	SB	CS	OBP	SLG	E
2010	DSL Tigers	.198	57	197	16	39	47	6	1	0	12	0	0	11	11	59	9	4	.279	.239	5
2011	DSL Tigers	.177	61	215	32	38	53	3	3	2	12	3	1	4	18	79	12	4	.252	.247	6
MINOR LEAGUE TOTALS		.187	118	412	48	77	100	9	4	2	24	3	1	15	29	138	21	8	.265	.243	11

LAREZ, VICTOR JOSE

RIGHTHANDED PITCHER

HEIGHT: 6-3

BATS: R

BORN: May 28, 1987 - Cumana, VZ

WEIGHT: 160

THROWS: R

RESIDENCE: Cumana, VZ

RECOMMENDED/SIGNED BY: Alejandro Rodriguez (Tigers)

HOW OBTAINED: Signed by the Tigers as a non-drafted free agent on December 12, 2005.

CAREER HIGHLIGHTS:

2011: Finished 1-2 with a 3.81 ERA (28.1IP/12ER) and 20 strikeouts in 14 appearances (four starts) with Caracas in the Venezuelan Winter League following the season.

2010: Tied for fifth in the Midwest League with 11 losses...started five games for Caracas in the Venezuelan Winter League following the season, posting a 1-1 record and 6.41 ERA (19.2IP/14ER).

2008: Tied for third in the Gulf Coast League with five wins, while he finished fourth with 54 strikeouts and fifth with 56.1 innings pitched...fifth among all league starters with a .221 batting average against.

2007: Fifth among Venezuelan Summer League relievers with 11.00 baserunners per nine innings.

Year	Club	W-L	ERA	G	GS	CG	SHO	SV	IP	H	AB	R	ER	HR	HB	BB	SO	WP	BK	AVG
2006	VSL Tigers	1-5	5.77	12	10	0	0	0	34.1	39	144	33	22	3	3	21	24	11	2	.271
2007	VSL Tigers	3-0	2.20	19	0	0	0	0	45.0	40	169	16	11	4	4	11	38	4	0	.237
2008	GCL Tigers	5-3	3.67	13	10	0	0	0	56.1	63	230	33	23	4	5	10	54	2	1	.274
2009	West Michigan	5-10	4.33	37	3	0	0	3	108.0	107	410	59	52	8	4	24	81	3	1	.261
2010	West Michigan	8-11	4.27	33	17	0	0	2	130.2	150	519	73	62	13	6	35	59	7	0	.289
2011	West Michigan	3-2	5.28	5	5	0	0	0	29.0	32	116	17	17	3	0	5	15	1	0	.276
	Lakeland	6-4	4.33	21	14	0	0	0	95.2	107	387	57	46	10	5	18	62	2	1	.276
MINOR LEAGUE TOTALS		31-35	4.20	140	59	0	0	5	499.0	538	1975	288	233	45	27	124	333	30	5	.272

LEBRON, RAMON MARIA

RIGHTHANDED PITCHER

HEIGHT: 6-1

BATS: R

BORN: January 2, 1989 - San Pedro de Macoris, DR

WEIGHT: 190

THROWS: R

RESIDENCE: San Pedro de Macoris, DR

RECOMMENDED/SIGNED BY: Julian German/Ramon Perez (Tigers)

SCHOOL: Gaston FDO. Deligne

HOW OBTAINED: Signed by the Tigers as a non-drafted free agent on September 8, 2006.

CAREER HIGHLIGHTS:

2011: Named the 11th-best prospect in the Tigers organization following the season by *Baseball America*.

2009: Led the Gulf Coast League with 37 walks...topped all league starters with 10.64 strikeouts per nine innings.

Year	Club	W-L	ERA	G	GS	CG	SHO	SV	IP	H	AB	R	ER	HR	HB	BB	SO	WP	BK	AVG
2007	DSL Tigers	0-1	10.80	2	2	0	0	0	3.1	5	15	6	4	0	2	3	3	0	1	.333
2008	DSL Tigers	2-4	4.31	16	9	0	0	1	48.0	40	178	27	23	4	7	27	51	7	1	.225
2009	GCL Tigers	3-4	3.73	12	10	0	0	0	50.2	45	181	24	21	1	8	37	55	5	4	.249
2010	GCL Tigers	1-0	2.28	11	2	0	0	0	27.2	16	96	8	7	0	3	9	43	3	1	.167
	Connecticut	1-1	8.44	7	0	0	0	1	10.2	12	45	11	10	1	0	10	20	0	0	.267
	West Michigan	4-5	6.85	13	13	0	0	0	47.1	50	187	38	36	5	5	39	55	7	3	.267
2011	West Michigan	3-1	1.83	22	0	0	0	1	34.1	18	112	10	7	1	1	19	44	7	2	.161
MINOR LEAGUE TOTALS		14-16	4.38	83	36	0	0	3	222.0	186	814	124	108	12	26	144	271	29	12	.229

LENNERTON, JORDAN M.

FIRST BASEMAN

HEIGHT: 6-2

BATS: L

BORN: February 16, 1986 - Langley, British Columbia

WEIGHT: 230

THROWS: L

RESIDENCE: Langley, British Columbia

RECOMMENDED/SIGNED BY: Ryan Johnson (Tigers)

SCHOOL: Oregon State University

HOW OBTAINED: Selected by the Tigers in the 33rd round of the June 2008 draft.

CAREER HIGHLIGHTS:

2011: Second in the Florida State League with 136 games played and 92 walks, while he tied for fifth with 125 strikeouts...tabbed the Florida State League Player of the Week for August 15-21 and August 29-September 5...batted .550 (11x20) with three doubles, two home runs and three RBI in five games August 15-21, while he hit .467 (14x30) with five doubles, two home runs and 11 RBI in nine games August 29-September 5...selected the Florida State League TOPPS Player of the Month and Tigers Minor League Player of the Month for August after hitting .406 (43x106) with 10 doubles, a triple, eight home runs and 21 RBI in 28 games during the month.

2010: Tabbed the Midwest League Player of the Week for May 24-30 after hitting .583 (14x24) with five doubles and five RBI in seven games...named the Florida State League Player of the Week for August 16-22 after batting .406 (13x32) with two doubles, five home runs and nine RBI in nine games...garnered Florida State League TOPPS Player of the Month and Tigers Minor League Player of the Month honors for August after hitting .367 (40x109) with 10 doubles, seven home runs and 20 RBI in 29 games.

2009: Led the Midwest League with seven intentional walks...topped all league first basemen with a .996 fielding percentage...finished 12th in the league with a .326 batting average (15x46) in 13 games during April.

PLAYER DEVELOPMENT
AND SCOUTING



TIGERS MINOR LEAGUE PLAYERS

(Lennerton, cont.)

2008: Hit .277 (39x141) with 24 runs scored, nine doubles, six home runs and 22 RBI in 49 games as a senior at Oregon State University.
2007: Batted .313 (68x217) with 42 runs scored, 17 doubles, 10 home runs and 51 RBI in 65 games as a junior at Oregon State University.
2006: An All-Pac-10 Conference selection as a sophomore at Oregon State University, he batted .416 (72x173) with 14 doubles, 10 home runs and 63 RBI in 55 games.
2005: Selected by Milwaukee in the 41st round of the June draft out of El Paso Community College, but he did not sign...tabbed All-Conference honorable mention at El Paso Community College after he batted .333 with 11 doubles, five home runs and 24 RBI.
2004: Selected by Toronto in the 50th round of the June draft out of Brookwood Secondary High, but he did not sign.

Year	Club	AVG	G	AB	R	H	TB	2B	3B	HR	RBI	SH	SF	HB	BB	SO	SB	CS	OBP	SLG	E
2008	GCL Tigers	.243	36	115	11	28	42	9	1	1	22	0	1	1	18	36	2	1	.348	.365	2
	Lakeland	.179	18	56	9	10	15	2	0	1	8	0	1	0	14	18	0	0	.338	.268	2
2009	West Michigan	.282	119	433	56	122	188	30	0	12	71	0	7	1	64	127	1	2	.370	.434	4
2010	West Michigan	.290	59	214	21	62	86	15	0	3	23	0	1	3	31	65	0	0	.386	.402	3
	Lakeland	.301	57	206	25	62	104	15	0	9	33	0	1	2	30	54	1	0	.393	.505	5
2011	Lakeland	.285	136	484	75	138	215	33	1	14	75	1	3	0	92	125	0	0	.397	.444	4
MINOR LEAGUE TOTALS		.280	425	1508	197	422	650	104	2	40	232	1	14	7	249	425	4	3	.381	.431	20

LITTLE, MATTHEW JAMES (MATT)

RIGHTHANDED PITCHER

HEIGHT: 5-11 **BATS:** R **BORN:** March 19, 1988 - Columbus, OH
WEIGHT: 180 **THROWS:** R **RESIDENCE:** Virginia Beach, VA

RECOMMENDED/SIGNED BY: Harold Zonder (Tigers)

SCHOOL: University of Kentucky

HOW OBTAINED: Selected by the Tigers in the 31st round of the June 2010 draft.

CAREER HIGHLIGHTS:

2010: Finished 2-2 with a 4.93 ERA (42.0IP/23ER), seven saves and 52 strikeouts in 24 outings as a junior at the University of Kentucky.
2009: Saw action with Yarmouth-Dennis in the Cape Cod League during the summer, posting a 1-2 record, 4.56 ERA (23.2IP/12ER) and 24 strikeouts in 12 appearances.

Year	Club	W-L	ERA	G	GS	CG	SHO	SV	IP	H	AB	R	ER	HR	HB	BB	SO	WP	BK	AVG
2010	Connecticut	0-0	1.50	4	0	0	0	1	6.0	6	25	2	1	1	0	1	7	1	0	.240
	West Michigan	1-0	4.71	15	0	0	0	0	21.0	17	80	11	11	0	1	14	25	4	1	.212
	Lakeland	1-1	1.80	7	0	0	0	0	10.0	2	29	2	2	0	1	6	10	0	0	.069
2011	Lakeland	0-2	4.55	28	0	0	0	6	29.2	32	122	19	15	3	2	14	23	3	0	.262
	Erie	0-0	3.38	6	0	0	0	0	8.0	9	28	3	3	0	0	6	4	2	0	.321
MINOR LEAGUE TOTALS		2-3	3.86	60	0	0	0	7	74.2	66	284	37	32	4	4	41	69	10	1	.232

LO, HUA-WEI

LEFTHANDED PITCHER

HEIGHT: 5-11 **BATS:** L **BORN:** December 1, 1990 - Taitung County, Taiwan
WEIGHT: 165 **THROWS:** L **RESIDENCE:** Taitung County, Taiwan

RECOMMENDED/SIGNED BY: Allen Lin/Kevin Hooker (Tigers)

SCHOOL: Kainan University

HOW OBTAINED: Signed by the Tigers as a non-drafted free agent on September 3, 2009.

CAREER HIGHLIGHTS:

2011: Sidelined June 20-August 17 with a left elbow sprain.
2010: Sidelined for the entire season due to a left elbow ulnar collateral ligament injury.

Year	Club	W-L	ERA	G	GS	CG	SHO	SV	IP	H	AB	R	ER	HR	HB	BB	SO	WP	BK	AVG
2010	Did not pitch - injured																			
2011	GCL Tigers	0-0	0.00	2	1	0	0	1	6.0	4	21	0	0	0	0	1	9	0	0	.190
MINOR LEAGUE TOTALS		0-0	0.00	2	1	0	0	1	6.0	4	21	0	0	0	0	1	9	0	0	.190

LOPEZ, YORFRANK MANUEL

RIGHTHANDED PITCHER

HEIGHT: 6-3 **BATS:** R **BORN:** December 1, 1990 - Edo Anzoategui, VZ
WEIGHT: 170 **THROWS:** R **RESIDENCE:** Edo Anzoategui, VZ

RECOMMENDED/SIGNED BY: Alejandro Rodriguez (Tigers)

SCHOOL: Liceo Dr. Jesus Maria Bianco

HOW OBTAINED: Signed by the Tigers as a non-drafted free agent on September 18, 2008.

CAREER HIGHLIGHTS:

2011: Tabbed the Venezuelan Summer League Tigers Pitcher of the Year...led the Venezuelan Summer League with seven losses, while he tied for third with 13 games started.
2010: Tied for fifth in the Venezuelan Summer League with five home runs allowed.
2009: Seventh in the Venezuelan Summer League with a 1.78 ERA (25.1IP/5ER) in four starts during June.

Year	Club	W-L	ERA	G	GS	CG	SHO	SV	IP	H	AB	R	ER	HR	HB	BB	SO	WP	BK	AVG
2009	VSL Tigers	2-3	2.23	6	6	0	0	0	32.1	29	118	15	8	3	4	5	22	1	0	.246
2010	VSL Tigers	2-3	4.97	14	3	0	0	0	41.2	46	157	26	23	5	3	16	24	1	0	.293
2011	VSL Tigers	2-7	6.94	17	13	0	0	0	58.1	81	245	50	45	3	2	28	31	5	1	.331
	DSL Tigers	2-0	1.98	3	1	0	0	0	13.2	14	53	4	3	1	2	5	11	0	0	.264
MINOR LEAGUE TOTALS		8-13	4.87	40	23	0	0	0	146.0	170	573	95	79	12	11	54	88	7	1	.297

TIGERS MINOR LEAGUE PLAYERS



LOY, BRANDON SCOTT

SHORTSTOP

HEIGHT: 6-0 **BATS:** R **BORN:** May 3, 1990 - Dallas, TX
WEIGHT: 190 **THROWS:** R **RESIDENCE:** Rowlett, TX
RECOMMENDED/SIGNED BY: Tim Grieve (Tigers)
SCHOOL: University of Texas
HOW OBTAINED: Selected by the Tigers in the fifth round of the June 2011 draft.

CAREER HIGHLIGHTS:

2011: Tabbed the fourth-best defensive player in the draft by *Baseball America*...named the 19th-best prospect in the Tigers organization following the season by *Baseball America*...earned All-Big 12 Conference honors as a junior at the University of Texas after batting .342 (92x269) with 23 doubles, three triples, a home run, 30 RBI and 19 stolen bases in 68 games.
2010: Garnered Second-Team All-Big 12 Conference honors after hitting .252 (54x214) with 10 doubles, two triples, a home run, 24 RBI and 12 stolen bases in 58 games during his sophomore season at the University of Texas.
2009: Batted .288 (67x233) with eight doubles, a triple, 30 RBI and nine stolen bases in 67 games as a freshman at the University of Texas to earn Honorable Mention All-Big 12 Conference honors...saw action with Santa Barbara in the California Collegiate League during the summer, hitting .370 (30x81) with six doubles, a triple, 17 RBI and 10 stolen bases...named the fifth-best prospect in the league by *Baseball America*.
2008: Selected by Baltimore in the 32nd round of the June draft out of Rowlett High School, but he did not sign.

Year	Club	AVG	G	AB	R	H	TB	2B	3B	HR	RBI	SH	SF	HB	BB	SO	SB	CS	OBP	SLG	E
2011	GCL Tigers	.333	5	15	3	5	6	1	0	0	3	0	0	0	4	2	0	0	.474	.400	2
	Lakeland	.220	12	41	2	9	10	1	0	0	2	2	0	0	5	8	1	1	.304	.244	2
MINOR LEAGUE TOTALS		.250	17	56	5	14	16	2	0	0	5	2	0	0	9	10	1	1	.354	.286	4

MACHADO, DIXON JAVIER

SHORTSTOP

HEIGHT: 6-1 **BATS:** R **BORN:** February 22, 1992 - San Cristobal-Tachira, VZ
WEIGHT: 169 **THROWS:** R **RESIDENCE:** Aragua, VZ
RECOMMENDED/SIGNED BY: German Robles (Tigers)
SCHOOL: Colegio Miguel De Cervantes
HOW OBTAINED: Signed by the Tigers as a non-drafted free agent on July 2, 2008.

CAREER HIGHLIGHTS:

2011: Topped all Midwest League shortstops with a .963 fielding percentage, 590 total chances, 371 assists and 75 double plays...named the best defensive shortstop and rated as possessing the best infield arm in the Midwest League by *Baseball America*...named the 25th-best prospect and best defensive infielder and rated as possessing the best infield arm in the Tigers organization following the season by *Baseball America*...hit .118 (8x68) with two triples and four RBI in 20 games with Salt River in the Arizona Fall League following the season.
2010: Tabbed the Gulf Coast League Tigers Player of the Year...named the 20th-best prospect in the Gulf Coast League and 28th-best prospect in the Tigers organization following the season by *Baseball America*.
2009: Led the Venezuelan Summer League with 27 stolen bases...topped all league shortstops with a .954 fielding percentage, 373 total chances, 141 putouts, 215 assists and 45 double plays.

Year	Club	AVG	G	AB	R	H	TB	2B	3B	HR	RBI	SH	SF	HB	BB	SO	SB	CS	OBP	SLG	E
2009	VSL Tigers	.205	63	234	41	48	65	6	1	3	26	3	3	5	32	32	27	6	.310	.278	17
2010	GCL Tigers	.261	43	165	22	43	53	4	3	0	11	2	2	0	14	27	12	3	.315	.321	6
	Connecticut	.292	7	24	4	7	8	1	0	0	1	2	0	1	3	5	1	2	.393	.333	2
2011	West Michigan	.235	124	429	47	101	106	1	2	0	28	10	2	4	46	77	25	5	.314	.247	22
MINOR LEAGUE TOTALS		.234	237	852	114	199	232	12	6	3	66	17	7	10	95	141	65	16	.315	.272	47

PLAYER DEVELOPMENT
AND SCOUTING

MAGGARD, ZACHARY D. (ZACH)

CATCHER

HEIGHT: 5-11 **BATS:** R **BORN:** August 2, 1988 - Tampa, FL
WEIGHT: 186 **THROWS:** R **RESIDENCE:** Dade City, FL
RECOMMENDED/SIGNED BY: Jim Rough (Tigers)
SCHOOL: Florida Southern College
HOW OBTAINED: Selected by the Tigers in the 34th round of the June 2011 draft.

CAREER HIGHLIGHTS:

2011: Hit .291 (48x165) with 13 doubles, a triple, nine home runs and 26 RBI in 43 games as a senior at Florida Southern College.
2009: Earned Second-Team All-Sunshine State Conference honors after batting .345 (76x220) with 15 doubles, a triple, 10 home runs and 47 RBI in 55 games during his sophomore season at Florida Southern College.

Year	Club	AVG	G	AB	R	H	TB	2B	3B	HR	RBI	SH	SF	HB	BB	SO	SB	CS	OBP	SLG	E
2011	Connecticut	.281	36	135	12	38	58	14	0	2	19	0	0	3	1	42	1	0	.302	.430	2
	Erie	.000	1	1	0	0	0	0	0	0	0	0	0	0	0	1	0	0	.000	.000	0
MINOR LEAGUE TOTALS		.279	37	136	12	38	58	14	0	2	19	0	0	3	1	43	1	0	.300	.426	2

MANZANILLO, RAFAEL AMAURIS

RIGHTHANDED PITCHER

HEIGHT: 6-6 **BATS:** R **BORN:** October 24, 1991 - Santo Domingo, DR
WEIGHT: 190 **THROWS:** R **RESIDENCE:** Santo Domingo, DR
RECOMMENDED/SIGNED BY: Carlos Santana/Ramon Perez/Miguel Garcia (Tigers)
HOW OBTAINED: Signed by the Tigers as a non-drafted free agent on September 28, 2010.

CAREER HIGHLIGHTS:

2011: Tied for third in the Dominican Summer League with 42 walks.

Year	Club	W-L	ERA	G	GS	CG	SHO	SV	IP	H	AB	R	ER	HR	HB	BB	SO	WP	BK	AVG
2011	DSL Tigers	2-2	9.78	17	1	0	0	0	23.0	15	79	27	25	0	4	42	33	19	0	.190



TIGERS MINOR LEAGUE PLAYERS

MATZ, CHRETIEN DONOVAN

OUTFIELDER

HEIGHT: 6-0
 WEIGHT: 195
 RECOMMENDED/SIGNED BY: Chris Wimmer (Tigers)
 SCHOOL: University of Arkansas-Pine Bluff
 HOW OBTAINED: Selected by the Tigers in the 44th round of the June 2011 draft.
 CAREER HIGHLIGHTS:

BATS: R
 THROWS: R
 BORN: September 18, 1989 - Olympia Fields, IL
 RESIDENCE: Olympia Fields, IL

2011: Earned All-Southwestern Athletic Conference honors after hitting .352 (52x150) with 12 doubles, four triples, two home runs and 27 RBI in 42 games at the University of Arkansas-Pine Bluff.

Year	Club	AVG	G	AB	R	H	TB	2B	3B	HR	RBI	SH	SF	HB	BB	SO	SB	CS	OBP	SLG	E
2011	GCL Tigers	.242	22	66	6	16	18	2	0	0	2	1	0	2	2	18	1	1	.286	.273	0

MAXFIELD, ZACHARY CARL (ZACH)

INFIELDER

HEIGHT: 6-0
 WEIGHT: 200
 RECOMMENDED/SIGNED BY: Dan Lunetta (Tigers)
 SCHOOL: Florida Gulf Coast University
 HOW OBTAINED: Signed by the Tigers as a non-drafted free agent on June 14, 2011.
 CAREER HIGHLIGHTS:

BATS: R
 THROWS: R
 BORN: February 28, 1988 - Rochester, MN
 RESIDENCE: North Port, FL

2011: Hit .365 (81x222) with 20 doubles, 10 home runs and 55 RBI in 55 games as a senior at Florida Gulf Coast University.
 2010: Earned Second-Team All-Atlantic Sun Conference honors after batting .366 (78x213) with 18 doubles, 11 home runs and 59 RBI in 56 games during his junior season at Florida Gulf Coast University.
 2009: Garnered All-Atlantic Sun Conference honors as a sophomore at Florida Gulf Coast University after batting .383 (82x214) with 16 doubles, 20 home runs and 66 RBI in 53 games.

Year	Club	AVG	G	AB	R	H	TB	2B	3B	HR	RBI	SH	SF	HB	BB	SO	SB	CS	OBP	SLG	E
2011	GCL Tigers	.272	28	81	11	22	39	5	0	4	15	1	0	6	13	19	1	2	.410	.481	2

MAYORA, RICARDO ENRIQUE

RIGHTHANDED PITCHER

HEIGHT: 6-3
 WEIGHT: 170
 RECOMMENDED/SIGNED BY: Oscar Garcia/Pedro Chavez (Tigers)
 HOW OBTAINED: Signed by the Tigers as a non-drafted free agent on July 7, 2011.

BATS: R
 THROWS: R
 BORN: March 3, 1995 - Vargas, VZ
 RESIDENCE: Vargas, VZ

Year	Club	W-L	ERA	G	GS	CG	SHO	SV	IP	H	AB	R	ER	HR	HB	BB	SO	WP	BK	AVG
(2012 will be first professional season)																				

MERCEDES, MELVIN

RIGHTHANDED PITCHER

HEIGHT: 6-3
 WEIGHT: 190
 RECOMMENDED/SIGNED BY: Miguel Rodriguez/Ramon Perez (Tigers)
 HOW OBTAINED: Signed by the Tigers as a non-drafted free agent on March 4, 2008.
 CAREER HIGHLIGHTS:

BATS: R
 THROWS: R
 BORN: November 2, 1990 - El Seibo, DR
 RESIDENCE: El Seibo, DR

2010: Sidelined for the remainder of the season after landing on the disabled list on June 18 following right elbow surgery.
 2009: Led the Gulf Coast League with 26 appearances, 25 games finished and 16 saves...topped the league with 11 saves during July, while he tied for the lead with five saves during August...named the 19th-best prospect in the Gulf Coast League and 23rd-best prospect in the Tigers organization following the season by *Baseball America*.
 2008: Tied for third in the Dominican Summer League with four saves during August.

Year	Club	W-L	ERA	G	GS	CG	SHO	SV	IP	H	AB	R	ER	HR	HB	BB	SO	WP	BK	AVG
2008	DSL Tigers	2-2	3.19	24	0	0	0	6	36.2	28	135	19	13	1	0	24	33	7	0	.207
2009	GCL Tigers	1-1	1.82	26	0	0	0	16	24.2	19	86	9	5	0	5	14	20	5	1	.221
	West Michigan	0-1	11.57	3	0	0	0	0	2.1	1	8	4	3	0	0	3	1	0	0	.125
2010	West Michigan	1-2	5.03	15	0	0	0	3	19.2	16	71	11	11	0	3	19	12	2	0	.225
2011	Connecticut	3-1	2.67	21	0	0	0	3	33.2	32	130	17	10	0	1	16	21	4	0	.246
	West Michigan	0-0	10.80	2	0	0	0	0	1.2	3	8	2	2	0	1	1	1	0	0	.375
MINOR LEAGUE TOTALS		7-7	3.34	91	0	0	0	28	118.2	99	438	62	44	1	10	77	88	18	1	.226

MONTERO, JHOSUA

OUTFIELDER

HEIGHT: 5-11
 WEIGHT: 186
 RECOMMENDED/SIGNED BY: Pedro Chavez (Tigers)
 SCHOOL: Felix Roman Duque
 HOW OBTAINED: Signed by the Tigers as a non-drafted free agent on February 7, 2011.

BATS: R
 THROWS: R
 BORN: January 15, 1994 - Valencia, VZ
 RESIDENCE: Guacara, VZ

Year	Club	AVG	G	AB	R	H	TB	2B	3B	HR	RBI	SH	SF	HB	BB	SO	SB	CS	OBP	SLG	E
2011	VSL Tigers	.168	30	95	7	16	25	3	0	2	11	2	0	2	2	26	1	1	.202	.263	3

TIGERS MINOR LEAGUE PLAYERS



MONTERO, MIGUEL ANGEL

RIGHTHANDED PITCHER

HEIGHT: 6-3 **BATS:** R **BORN:** December 4, 1992 - Santo Domingo, DR
WEIGHT: 167 **THROWS:** R **RESIDENCE:** Santo Domingo, DR
RECOMMENDED/SIGNED BY: Carlos Santana/Ramon Perez (Tigers)
SCHOOL: Nueva Reforma
HOW OBTAINED: Signed by the Tigers as a non-drafted free agent on February 10, 2011.
CAREER HIGHLIGHTS:

2011: Led the Dominican Summer League with 24 wild pitches.

Year	Club	W-L	ERA	G	GS	CG	SHO	SV	IP	H	AB	R	ER	HR	HB	BB	SO	WP	BK	AVG
2011	DSL Tigers	0-2	11.93	15	0	0	0	0	14.1	11	49	19	19	0	4	39	8	24	0	.224

MORILLO, GREGORY SMITH

RIGHTHANDED PITCHER

HEIGHT: 6-2 **BATS:** R **BORN:** April 3, 1992 - Santo Domingo, DR
WEIGHT: 187 **THROWS:** R **RESIDENCE:** Santo Domingo, DR
RECOMMENDED/SIGNED BY: Carlos Santana/Ramon Perez/Miguel Garcia (Tigers)
HOW OBTAINED: Signed by the Tigers as a non-drafted free agent on July 3, 2008.
CAREER HIGHLIGHTS:

2011: Led the Dominican Summer League with 15 hit batsmen.

Year	Club	W-L	ERA	G	GS	CG	SHO	SV	IP	H	AB	R	ER	HR	HB	BB	SO	WP	BK	AVG
2009	DSL Tigers	0-2	11.77	11	0	0	0	0	13.0	8	45	19	17	1	3	27	10	8	2	.178
2010	DSL Tigers	0-2	26.04	12	1	0	0	0	9.1	19	46	30	27	3	4	24	6	17	0	.413
2011	DSL Tigers	0-3	7.27	18	3	0	0	0	26.0	23	101	32	21	1	15	28	32	12	0	.228
MINOR LEAGUE TOTALS		0-7	12.10	41	4	0	0	0	48.1	50	192	81	65	5	22	79	48	37	2	.260

MORRISON, MICHAEL JOSEPH

RIGHTHANDED PITCHER

HEIGHT: 6-1 **BATS:** R **BORN:** December 17, 1987 - Fullerton, CA
WEIGHT: 210 **THROWS:** R **RESIDENCE:** Cypress, CA
RECOMMENDED/SIGNED BY: Phil Huttman (Tigers)
SCHOOL: Cal State Fullerton
HOW OBTAINED: Selected by the Tigers in the 29th round of the June 2009 draft.
CAREER HIGHLIGHTS:

2009: Finished 1-2 with a 3.10 ERA (20.1IP/7ER) and 26 strikeouts in 21 outings as a junior at Cal State Fullerton.
2008: Posted a 2-2 record, 4.14 ERA (54.1IP/25ER) and 55 strikeouts in 27 appearances (three starts) during his sophomore season at Cal State Fullerton...saw action with Harwich in the Cape Cod League during the summer, compiling a 2-1 record, 3.58 ERA (37.2IP/15ER), two saves and 46 strikeouts in 13 games.

Year	Club	W-L	ERA	G	GS	CG	SHO	SV	IP	H	AB	R	ER	HR	HB	BB	SO	WP	BK	AVG
2009	Oneonta	1-1	3.26	12	0	0	0	0	19.1	16	72	7	7	0	4	10	26	3	0	.222
2010	Lakeland	0-0	0.00	3	0	0	0	0	5.0	2	17	0	0	0	0	6	1	0	.118	
2011	Lakeland	2-0	2.72	34	1	0	0	0	46.1	26	162	14	14	1	3	24	50	2	0	.160
MINOR LEAGUE TOTALS		3-1	2.67	49	1	0	0	0	70.2	44	251	21	21	1	7	34	82	6	0	.175

MOYA, STEVEN

OUTFIELDER

HEIGHT: 6-7 **BATS:** L **BORN:** August 9, 1991 - Rio Piedras, PR
WEIGHT: 229 **THROWS:** R **RESIDENCE:** La Romana, DR
RECOMMENDED/SIGNED BY: Miguel Rodriguez/Ramon Perez/Miguel Garcia (Tigers)
HOW OBTAINED: Signed by the Tigers as a non-drafted free agent on October 1, 2008.
CAREER HIGHLIGHTS:

2011: Saw action in two games with Este in the Dominican Winter League following the season.

2010: Second in the Gulf Coast League with 64 strikeouts.

Year	Club	AVG	G	AB	R	H	TB	2B	3B	HR	RBI	SH	SF	HB	BB	SO	SB	CS	OBP	SLG	E
2009	DSL Tigers	.252	60	218	36	55	81	8	0	6	33	0	0	4	33	58	4	2	.361	.372	5
2010	GCL Tigers	.190	40	137	12	26	41	5	2	2	11	0	0	1	6	64	0	0	.229	.299	4
2011	West Michigan	.204	86	323	38	66	117	10	1	13	39	0	1	1	12	127	1	1	.234	.362	8
MINOR LEAGUE TOTALS		.217	186	678	86	147	239	23	3	21	83	0	1	6	51	249	5	3	.277	.353	17

MURRIAN, JOHN T.

CATCHER

HEIGHT: 6-2 **BATS:** R **BORN:** June 15, 1988 - Knoxville, TN
WEIGHT: 215 **THROWS:** R **RESIDENCE:** Goose Creek, SC
RECOMMENDED/SIGNED BY: Grant Brittain (Tigers)
SCHOOL: Winthrop University (SC)
HOW OBTAINED: Selected by the Tigers in the ninth round of the June 2009 draft.
CAREER HIGHLIGHTS:

2011: Sidelined June 19-July 9 with a left hamstring strain.

2010: Sidelined May 2-June 17 with a right wrist hamate fracture.

2009: Selected to the New York-Penn League's mid-season all-star squad...topped all league catchers with a .996 fielding percentage, while he tied for the lead with six double plays...batted .327 (67x205) with 19 doubles, a triple, six home runs and 42 RBI in 59 games during his junior season at Winthrop University.

PLAYER DEVELOPMENT
AND SCOUTING



TIGERS MINOR LEAGUE PLAYERS

(Murrian, cont.)

2008: Hit .301 (49x163) with nine doubles, seven home runs and 27 RBI in 48 games as a sophomore at Winthrop University.

2007: Batted .336 (51x152) with 11 doubles, a triple, two home runs and 25 RBI in 55 games as a freshman at Winthrop University.

Year	Club	AVG	G	AB	R	H	TB	2B	3B	HR	RBI	SH	SF	HB	BB	SO	SB	CS	OBP	SLG	E
2009	Oneonta	.296	54	186	16	55	87	16	2	4	35	3	1	2	16	33	2	1	.356	.468	1
2010	Lakeland	.264	62	216	27	57	83	14	0	4	21	2	2	2	25	55	4	2	.343	.384	3
	Erie	.217	17	60	4	13	22	4	1	1	8	1	1	0	1	15	0	0	.226	.367	1
2011	Erie	.240	42	154	15	37	62	6	2	5	20	0	1	2	3	42	0	0	.263	.403	5
	Toledo	.133	14	45	2	6	8	2	0	0	4	0	1	0	1	12	0	0	.149	.178	1
MINOR LEAGUE TOTALS		.254	189	661	64	168	262	42	5	14	88	6	6	6	46	157	6	3	.306	.396	11

NAVARRO, FRANKLIN RAFAEL

CATCHER

HEIGHT: 5-11

BATS: S

BORN: October 17, 1994 - Caracas, VZ

WEIGHT: 160

THROWS: R

RESIDENCE: Miranda, VZ

RECOMMENDED/SIGNED BY: Jesus Mendoza (Tigers)

HOW OBTAINED: Signed by the Tigers as a non-drafted free agent on September 13, 2011.

Year	Club	AVG	G	AB	R	H	TB	2B	3B	HR	RBI	SH	SF	HB	BB	SO	SB	CS	OBP	SLG	E
------	------	-----	---	----	---	---	----	----	----	----	-----	----	----	----	----	----	----	----	-----	-----	---

(2012 will be first professional season)

NESBITT, ANGEL LADIMIR

RIGHTHANDED PITCHER

HEIGHT: 6-1

BATS: R

BORN: December 4, 1990 - Aragua, VZ

WEIGHT: 175

THROWS: R

RESIDENCE: Aragua, VZ

RECOMMENDED/SIGNED BY: German Robles (Tigers)

SCHOOL: U.E. Hilario Cabrera Diaz

HOW OBTAINED: Signed by the Tigers as a non-drafted free agent on April 24, 2009.

CAREER HIGHLIGHTS:

2011: Tied for fourth in the Venezuelan Summer League with seven saves.

2010: Named the Venezuelan Summer League Pitcher of the Year...led all Venezuelan Summer League pitchers with three double plays.

Year	Club	W-L	ERA	G	GS	CG	SHO	SV	IP	H	AB	R	ER	HR	HB	BB	SO	WP	BK	AVG
2009	VSL Tigers	0-0	16.74	13	0	0	0	0	16.2	36	81	32	31	6	2	12	6	1	1	.444
2010	VSL Tigers	1-2	1.34	20	1	0	0	4	33.2	26	120	7	5	0	1	18	19	8	1	.217
2011	VSL Tigers	1-3	4.25	20	7	0	0	7	53.0	63	208	30	25	0	3	18	32	5	0	.303
	DSL Tigers	1-0	0.00	5	0	0	0	1	6.0	4	21	0	0	0	0	1	7	0	0	.190
MINOR LEAGUE TOTALS		3-5	5.02	58	8	0	0	12	109.1	129	430	69	61	6	6	49	64	14	2	.300

NEWMAN, NATHAN B. (NATE)

RIGHTHANDED PITCHER

HEIGHT: 6-5

BATS: R

BORN: December 17, 1986 - Houston, TX

WEIGHT: 215

THROWS: R

RESIDENCE: Houston, TX

RECOMMENDED/SIGNED BY: Phil Huttman (Tigers)

SCHOOL: Pepperdine University (CA)

HOW OBTAINED: Selected by the Tigers in the 17th round of the June 2009 draft.

CAREER HIGHLIGHTS:

2009: Finished 3-5 with a 5.12 ERA (77.1IP/44ER) and 79 strikeouts in 13 games (12 starts) as a senior at Pepperdine University.

2008: Selected by Seattle in the 10th round of the June draft out of Pepperdine University, but he did not sign...an All-West Coast Conference selection as a junior at Pepperdine University after posting an 8-4 record and 3.46 ERA (93.2IP/36ER) in 15 outings (13 starts).

2007: Earned all-star honors with Vienna in the Clark Griffith League during the summer.

Year	Club	W-L	ERA	G	GS	CG	SHO	SV	IP	H	AB	R	ER	HR	HB	BB	SO	WP	BK	AVG
2009	Oneonta	2-1	2.34	12	9	0	0	0	42.1	35	160	15	11	0	4	20	34	8	1	.219
2010	West Michigan	0-5	4.46	28	4	0	0	0	68.2	69	264	39	34	3	2	34	45	17	1	.261
2011	West Michigan	1-0	3.24	17	0	0	0	3	25.0	25	97	16	9	2	1	13	24	2	1	.258
	Lakeland	1-1	4.63	14	0	0	0	0	23.1	30	94	13	12	3	2	12	20	2	0	.319
MINOR LEAGUE TOTALS		4-7	3.73	71	13	0	0	3	159.1	159	615	83	66	8	9	79	123	29	3	.259

NI, FU-TE

LEFTHANDED PITCHER

HEIGHT: 6-0

BATS: L

BORN: November 14, 1982 - Pingtung County, Taiwan

WEIGHT: 172

THROWS: L

RESIDENCE: Pingtung County, Taiwan

RECOMMENDED/SIGNED BY: Allen Lin/Kevin Hooker/Tom Moore (Tigers)

SCHOOL: National Chiayi University

HOW OBTAINED: Signed by the Tigers as a non-drafted free agent on January 7, 2009.

CAREER HIGHLIGHTS:

2011: Posted a 0-3 record and 4.00 ERA (27.0IP/12ER) in six starts with Caracas in the Venezuelan Winter League following the season.

2010: Sidelined July 31-September 1 with left elbow impingement syndrome.

2009: Allowed 8.6 percent of inherited runners (3x35) to score, best among all American League relievers...made his major league debut on June 29 at Oakland, fanning three batters in 1.2 innings of relief...pitched for Chinese Taipei during the World Baseball Classic.

2008: Led the Chinese Professional Baseball League with 132 strikeouts...pitched for Taiwan at the Summer Olympics held in Beijing, China.

2007: Third in the Chinese Professional Baseball League with 125 strikeouts, while he was eighth with a 3.53 ERA...saw action with the Taiwan National Team during the Baseball World Cup.

TIGERS MINOR LEAGUE PLAYERS



(Ni, cont.)

Year	Club	W-L	ERA	G	GS	CG	SHO	SV	IP	H	AB	R	ER	HR	HB	BB	SO	WP	BK	AVG
2007	China Trust	7-12	3.53	44	14	1	1	4	122.1	111	—	56	48	15	6	35	125	—	—	—
2008	China Trust	5-12	3.34	25	21	3	0	0	145.1	170	—	71	54	9	3	32	132	—	—	—
2009	Toledo	3-0	2.60	24	0	0	0	0	34.2	31	129	10	10	4	0	9	32	2	0	.240
	DETROIT	0-0	2.61	36	0	0	0	0	31.0	20	107	9	9	3	1	11	21	2	0	.187
2010	Toledo	0-0	7.50	12	0	0	0	0	12.0	18	52	10	10	3	0	8	16	1	1	.346
	DETROIT	0-1	6.65	22	0	0	0	0	23.0	27	93	19	17	2	2	19	22	2	1	.290
2011	Toledo	6-3	3.24	34	12	0	0	0	111.0	106	432	46	40	10	3	34	93	3	0	.245
MINOR LEAGUE TOTALS		9-3	3.42	70	12	0	0	0	157.2	155	613	66	60	17	3	51	141	6	1	.253
MAJOR LEAGUE TOTALS		0-1	4.33	58	0	0	0	0	54.0	47	200	28	26	5	3	30	43	4	1	.235
CPBL TOTALS		12-24	3.43	69	35	4	1	4	267.2	281	—	127	102	24	9	67	257	—	—	—

OBISPO, JANRY

RIGHTHANDED PITCHER

HEIGHT: 6-3 **BATS:** R **BORN:** October 10, 1993 - Santo Domingo, DR
WEIGHT: 205 **THROWS:** R **RESIDENCE:** Santo Domingo, DR
RECOMMENDED/SIGNED BY: Carlos Santana/Ramon Perez/Miguel Garcia (Tigers)
HOW OBTAINED: Signed by the Tigers as a non-drafted free agent on January 24, 2012.

Year	Club	W-L	ERA	G	GS	CG	SHO	SV	IP	H	AB	R	ER	HR	HB	BB	SO	WP	BK	AVG
(2012 will be first professional season)																				

OLIVO, RICARDO GUARIONEX

RIGHTHANDED PITCHER

HEIGHT: 6-0 **BATS:** R **BORN:** November 5, 1990 - Santiago, DR
WEIGHT: 179 **THROWS:** R **RESIDENCE:** Santiago, DR
RECOMMENDED/SIGNED BY: Ramon Perez (Tigers)
HOW OBTAINED: Signed by the Tigers as a non-drafted free agent on October 11, 2007.
CAREER HIGHLIGHTS:
2009: Sidelined for the entire season with a left wrist hamate fracture.

Year	Club	AVG	G	AB	R	H	TB	2B	3B	HR	RBI	SH	SF	HB	BB	SO	SB	CS	OBP	SLG	E
2008	DSL Tigers	.219	42	137	14	30	42	6	0	2	16	0	0	6	13	35	0	1	.314	.307	7
2009	Did not play - injured																				
2010	DSL Tigers	.161	12	31	4	5	6	1	0	0	5	0	1	2	4	7	0	0	.289	.194	7
2011	Did not play																				
MINOR LEAGUE TOTALS		.208	54	168	18	35	48	7	0	2	21	0	1	8	17	42	0	1	.309	.286	14

ORTIZ, SAMUEL DAVID

INFIELDER

HEIGHT: 5-11 **BATS:** R **BORN:** June 12, 1991 - Santo Domingo, DR
WEIGHT: 155 **THROWS:** R **RESIDENCE:** Ingenio San Luis, DR
RECOMMENDED/SIGNED BY: Ramon Perez/Miguel Garcia (Tigers)
HOW OBTAINED: Signed by the Tigers as a non-drafted free agent on May 29, 2008.
CAREER HIGHLIGHTS:
2011: Tied for the lead among all Dominican Summer League second basemen with 32 double plays.

Year	Club	AVG	G	AB	R	H	TB	2B	3B	HR	RBI	SH	SF	HB	BB	SO	SB	CS	OBP	SLG	E
2008	DSL Tigers	.217	47	152	15	33	42	7	1	0	15	0	1	10	16	49	4	2	.330	.276	23
2009	DSL Tigers	.242	61	194	34	47	64	8	0	3	35	1	5	11	32	41	2	3	.372	.330	16
2010	DSL Tigers	.273	45	139	18	38	50	6	3	0	10	3	0	2	15	24	2	0	.353	.360	10
2011	DSL Tigers	.255	63	188	30	48	66	5	5	1	21	5	5	10	27	37	13	10	.370	.351	10
MINOR LEAGUE TOTALS		.247	216	673	97	166	222	26	9	4	81	9	11	33	90	151	21	15	.358	.330	59

OSSES, OMAR ELIECER

CATCHER

HEIGHT: 6-0 **BATS:** R **BORN:** May 25, 1993 - Aguadulce, Panama
WEIGHT: 160 **THROWS:** R **RESIDENCE:** Nata, Panama
RECOMMENDED/SIGNED BY: Ramon Webster (Tigers)
SCHOOL: IPTIA
HOW OBTAINED: Signed by the Tigers as a non-drafted free agent on March 4, 2010.

Year	Club	AVG	G	AB	R	H	TB	2B	3B	HR	RBI	SH	SF	HB	BB	SO	SB	CS	OBP	SLG	E
2010	VSL Tigers	.170	29	88	5	15	23	3	1	1	8	3	0	4	5	16	1	1	.247	.261	2
	DSL Tigers	.286	18	56	4	16	17	1	0	0	4	0	0	0	4	8	0	0	.333	.304	3
2011	DSL Tigers	.203	29	74	7	15	16	1	0	0	7	1	3	3	3	20	3	0	.253	.216	6
MINOR LEAGUE TOTALS		.211	76	218	16	46	56	5	1	1	19	4	3	7	12	44	4	1	.271	.257	11

PLAYER DEVELOPMENT AND SCOUTING



TIGERS MINOR LEAGUE PLAYERS

OVALLER, JOSE ANTONIO

CATCHER

HEIGHT: 5-10 **BATS:** R **BORN:** August 2, 1993 - Caracas, VZ
WEIGHT: 190 **THROWS:** R **RESIDENCE:** Miranda, VZ
RECOMMENDED/SIGNED BY: Oscar Garcia (Tigers)
SCHOOL: Jesus Maria Marrero
HOW OBTAINED: Signed by the Tigers as a non-drafted free agent on February 7, 2011.
CAREER HIGHLIGHTS:

2011: Threw out 43.0 percent of baserunners attempting to steal (34x79), tops among all Venezuelan Summer League catchers.

Year	Club	AVG	G	AB	R	H	TB	2B	3B	HR	RBI	SH	SF	HB	BB	SO	SB	CS	OBP	SLG	E
2011	VSL Tigers	.226	50	133	25	30	45	6	0	3	13	3	2	7	31	25	0	0	.393	.338	5

OVALLER, VICTOR JUNIOR

THIRD BASEMAN

HEIGHT: 6-4 **BATS:** R **BORN:** June 23, 1993 - Santo Domingo, DR
WEIGHT: 195 **THROWS:** R **RESIDENCE:** Santo Domingo, DR
RECOMMENDED/SIGNED BY: Carlos Santana/Ramon Perez/Miguel Garcia (Tigers)
HOW OBTAINED: Signed by the Tigers as a non-drafted free agent on March 2, 2010.
CAREER HIGHLIGHTS:

2011: Sidelined for the entire season with a torn right hamstring.

Year	Club	AVG	G	AB	R	H	TB	2B	3B	HR	RBI	SH	SF	HB	BB	SO	SB	CS	OBP	SLG	E
2010	DSL Tigers	.107	11	28	1	3	4	1	0	0	0	0	0	1	3	14	0	0	.219	.143	2
2011	Did not play - injured																				
MINOR LEAGUE TOTALS		.107	11	28	1	3	4	1	0	0	0	0	0	1	3	14	0	0	.219	.143	2

PALACIOS, WILSEN BRAYAN

RIGHTHANDED PITCHER

HEIGHT: 6-3 **BATS:** R **BORN:** December 15, 1989 - Miranda, VZ
WEIGHT: 244 **THROWS:** R **RESIDENCE:** Miranda, VZ
RECOMMENDED/SIGNED BY: Pedro Chavez (Tigers)
HOW OBTAINED: Signed by the Tigers as a non-drafted free agent on July 4, 2006.
CAREER HIGHLIGHTS:

2011: Led the New York-Penn League with three complete games and two shutouts, while he finished fifth with 79.0 innings pitched...fourth among all league starters with a .216 batting average against...selected the New York-Penn League's Pitcher of the Week for August 15-21 after he earned the win as he fired a three-hit shutout on August 18 versus Staten Island...appeared in 26 games with Caracas in the Venezuelan Winter League following the season, posting a 1-2 record and 4.00 ERA (27.0IP/12ER).

2010: Tied for second in the Gulf Coast League with 61.1 innings pitched, while he finished third with 58 strikeouts, tied for fifth with 11 games started and one complete game and finished 10th with a 2.79 ERA...second among all Gulf Coast League starters with 9.83 baserunners per nine innings, while he was third with a .221 batting average against, 8.51 strikeouts per nine innings and 1.61 walks per nine innings...tabbed the New York-Penn League Pitcher of the Week for August 30-September 5 after not allowing a run in 10.1 innings over his two outings.

Year	Club	W-L	ERA	G	GS	CG	SHO	SV	IP	H	AB	R	ER	HR	HB	BB	SO	WP	BK	AVG
2007	VSL Tigers	2-2	4.91	10	4	0	0	0	29.1	37	118	20	16	1	7	12	17	9	3	.314
2008	VSL Tigers	2-3	1.52	16	1	0	0	2	41.1	39	155	14	7	1	5	15	36	4	2	.252
2009	DSL Tigers	0-1	3.48	7	0	0	0	1	10.1	11	39	4	4	0	4	0	14	1	0	.282
2010	GCL Tigers	4-4	2.79	11	11	1	0	0	61.1	52	235	20	19	1	4	11	58	8	1	.221
	Connecticut	0-0	0.00	2	0	0	0	0	10.1	4	35	0	0	0	0	0	9	0	0	.114
	Lakeland	0-0	3.86	1	0	0	0	0	2.1	1	7	1	1	0	0	2	0	0	0	.143
2011	Connecticut	5-5	3.08	14	14	3	2	0	79.0	63	292	36	27	7	5	24	48	4	0	.216
MINOR LEAGUE TOTALS		13-15	2.85	61	30	4	2	3	234.0	207	881	95	74	10	25	64	182	26	6	.235

PANIAGUA, ADRIAN

RIGHTHANDED PITCHER

HEIGHT: 6-5 **BATS:** R **BORN:** May 1, 1991 - Bani, DR
WEIGHT: 195 **THROWS:** R **RESIDENCE:** Bani, DR
RECOMMENDED/SIGNED BY: Carlos Santana/Ramon Perez (Tigers)
SCHOOL: Francisco Gregorio Billini
HOW OBTAINED: Signed by the Tigers as a non-drafted free agent on December 16, 2010.

Year	Club	W-L	ERA	G	GS	CG	SHO	SV	IP	H	AB	R	ER	HR	HB	BB	SO	WP	BK	AVG
2011	DSL Tigers	1-4	6.32	16	9	0	0	0	37.0	41	138	34	26	0	8	39	45	10	0	.297

PAULINO, BRENNY ONIL

RIGHTHANDED PITCHER

HEIGHT: 6-5 **BATS:** R **BORN:** February 21, 1993 - Nizao, DR
WEIGHT: 182 **THROWS:** R **RESIDENCE:** Nizao, DR
RECOMMENDED/SIGNED BY: Carlos Santana/Ramon Perez/Miguel Garcia (Tigers)
HOW OBTAINED: Signed by the Tigers as a non-drafted free agent on September 10, 2009.
CAREER HIGHLIGHTS:

2011: Named the fourth-best prospect in the Gulf Coast League and the sixth-best prospect in the Tigers organization following the season by *Baseball America*.

2010: Tied for the lead in the Dominican Summer League with 15 games started, while he finished second with 45 walks allowed.

TIGERS MINOR LEAGUE PLAYERS



(Paulino, Brenny, cont.)

Year	Club	W-L	ERA	G	GS	CG	SHO	SV	IP	H	AB	R	ER	HR	HB	BB	SO	WP	BK	AVG
2010	DSL Tigers	1-6	3.88	16	15	0	0	0	46.1	34	166	31	20	0	4	45	55	14	1	.205
2011	GCL Tigers	4-3	2.36	11	8	2	1	0	45.2	34	168	19	12	1	4	18	45	5	0	.202
	Lakeland	0-2	21.94	2	2	0	0	0	5.1	9	26	13	13	0	3	9	7	3	0	.346
MINOR LEAGUE TOTALS		5-11	4.16	29	25	2	1	0	97.1	77	360	63	45	1	11	72	107	22	1	.214

PAULINO, DAVID CONFESOR

RIGHTHANDED PITCHER

HEIGHT: 6-5 BATS: R BORN: February 6, 1994 - Nizao, DR
 WEIGHT: 178 THROWS: R RESIDENCE: Bani, DR
 RECOMMENDED/SIGNED BY: Carlos Santana/Ramon Perez/Miguel Garcia (Tigers)
 HOW OBTAINED: Signed by the Tigers as a non-drafted free agent on September 28, 2010.

Year	Club	W-L	ERA	G	GS	CG	SHO	SV	IP	H	AB	R	ER	HR	HB	BB	SO	WP	BK	AVG
2011	DSL Tigers	0-1	0.00	8	7	0	0	0	15.0	8	50	4	0	0	4	7	14	0	0	.160

PENA, LENNY

FIRST BASEMAN

HEIGHT: 6-3 BATS: L BORN: March 27, 1992 - Humacao, PR
 WEIGHT: 195 THROWS: R RESIDENCE: Carretera Mella Cruce de Guerra, DR
 RECOMMENDED/SIGNED BY: Carlos Santana/Ramon Perez/Miguel Garcia (Tigers)
 HOW OBTAINED: Signed by the Tigers as a non-drafted free agent on January 27, 2011.

Year	Club	AVG	G	AB	R	H	TB	2B	3B	HR	RBI	SH	SF	HB	BB	SO	SB	CS	OBP	SLG	E
2011	DSL Tigers	.206	48	126	10	26	41	6	0	3	13	1	2	3	11	41	0	6	.282	.325	9

PEREZ, ARVICENT GUAICAIPURO

CATCHER

HEIGHT: 5-10 BATS: R BORN: January 14, 1994 - Bolivar, VZ
 WEIGHT: 170 THROWS: R RESIDENCE: Bolivar, VZ
 RECOMMENDED/SIGNED BY: Alejandro Rodriguez (Tigers)
 HOW OBTAINED: Signed by the Tigers as a non-drafted free agent on September 13, 2011.

Year	Club	AVG	G	AB	R	H	TB	2B	3B	HR	RBI	SH	SF	HB	BB	SO	SB	CS	OBP	SLG	E
------	------	-----	---	----	---	---	----	----	----	----	-----	----	----	----	----	----	----	----	-----	-----	---

(2012 will be first professional season)

PEREZ, CARLOS RAFAEL

OUTFIELDER

HEIGHT: 6-0 BATS: R BORN: February 16, 1994 - Miranda, VZ
 WEIGHT: 155 THROWS: R RESIDENCE: Miranda, VZ
 RECOMMENDED/SIGNED BY: Pedro Chavez (Tigers)
 SCHOOL: Liceo Almiranta Luis Brion
 HOW OBTAINED: Signed by the Tigers as a non-drafted free agent on March 15, 2011.

Year	Club	AVG	G	AB	R	H	TB	2B	3B	HR	RBI	SH	SF	HB	BB	SO	SB	CS	OBP	SLG	E
2011	VSL Tigers	.267	49	146	18	39	49	8	1	0	26	2	2	3	19	28	4	2	.359	.336	3

PEREZ, FERNANDO

RIGHTHANDED PITCHER

HEIGHT: 6-2 BATS: R BORN: December 17, 1993 - Santo Domingo, DR
 WEIGHT: 165 THROWS: R RESIDENCE: Santo Domingo Norte, DR
 RECOMMENDED/SIGNED BY: Carlos Santana/Ramon Perez/Miguel Garcia (Tigers)
 SCHOOL: Mi Pequeno Hogar
 HOW OBTAINED: Signed by the Tigers as a non-drafted free agent on March 1, 2011.

Year	Club	W-L	ERA	G	GS	CG	SHO	SV	IP	H	AB	R	ER	HR	HB	BB	SO	WP	BK	AVG
2011	DSL Tigers	0-2	2.10	9	9	0	0	0	34.1	23	114	11	8	1	4	14	26	5	0	.202

PEREZ, PEDRO LUIS

RIGHTHANDED PITCHER

HEIGHT: 6-4 BATS: R BORN: May 3, 1988 - Cotui, DR
 WEIGHT: 170 THROWS: R RESIDENCE: Santo Domingo, DR
 RECOMMENDED/SIGNED BY: (Tigers)
 HOW OBTAINED: Acquired by the Tigers on March 31, 2011, as the player to be named from Boston, in exchange for Brent Dlugach on November 4, 2010

CAREER HIGHLIGHTS:

2005: Signed by Boston as a non-drafted free agent on August 24.

PLAYER DEVELOPMENT
AND SCOUTING



TIGERS MINOR LEAGUE PLAYERS

(Perez, P., cont.)

Year	Club	W-L	ERA	G	GS	CG	SHO	SV	IP	H	AB	R	ER	HR	HB	BB	SO	WP	BK	AVG
2006	DSL Red Sox	3-3	3.47	15	7	0	0	0	46.2	48	190	23	18	1	1	16	32	8	2	.253
2007	GCL Red Sox	4-4	2.98	12	9	0	0	0	45.1	42	181	29	15	4	6	12	30	6	0	.232
2008	GCL Red Sox	1-2	4.68	12	6	0	0	1	42.1	50	175	25	22	1	2	10	33	5	0	.286
2009	Lowell	2-5	3.28	17	6	0	0	2	49.1	39	178	25	18	2	4	25	38	4	0	.219
2010	Greenville	8-5	3.94	28	2	0	0	0	93.2	100	366	48	41	5	6	36	75	8	0	.273
2011	Connecticut	1-2	4.02	18	2	0	0	0	31.1	27	118	22	14	2	3	21	32	6	0	.229
MINOR LEAGUE TOTALS		19-21	3.73	102	32	0	0	3	308.2	306	1208	172	128	15	22	120	240	37	2	.253

PERRY, MATTHEW RONALD (MATT)

THIRD BASEMAN

HEIGHT: 6-2

BATS: L

BORN: July 17, 1987 - Boston, MA

WEIGHT: 182

THROWS: R

RESIDENCE: Sudbury, MA

RECOMMENDED/SIGNED BY: Garrett Guest (Tigers)

SCHOOL: College of the Holy Cross (MA)

HOW OBTAINED: Selected by the Tigers in the 41st round of the June 2010 draft.

CAREER HIGHLIGHTS:

2010: Selected to the New York-Penn League's mid-season all-star squad...earned All-Patriot League honors as a senior at the College of the Holy Cross after hitting .409 (81x198) with 54 runs scored, 16 doubles, two triples, five home runs and 36 RBI in 52 games.

2009: Tabbed the Patriot League Player of the Year during his junior season at the College of the Holy Cross after batting .423 (77x182) with 42 runs scored, 16 doubles, seven home runs and 37 RBI in 49 games.

MISCELLANEOUS: Both his grandfather Ron and father Ronnie played professionally.

Year	Club	AVG	G	AB	R	H	TB	2B	3B	HR	RBI	SH	SF	HB	BB	SO	SB	CS	OBP	SLG	E
2010	Connecticut	.259	51	174	13	45	51	6	0	0	19	2	1	0	21	36	2	2	.337	.293	4
2011	Connecticut	.260	43	131	16	34	44	7	0	1	7	2	0	0	14	25	1	1	.331	.336	4
MINOR LEAGUE TOTALS		.259	94	305	29	79	95	13	0	1	26	4	1	0	35	61	3	3	.334	.311	8

PLAGMAN, ANTHONY ROLES (TONY)

FIRST BASEMAN

HEIGHT: 6-2

BATS: L

BORN: August 14, 1987 - Kansas City, KS

WEIGHT: 220

THROWS: L

RESIDENCE: Alpharetta, GA

RECOMMENDED/SIGNED BY: Jim Rough (Tigers)

SCHOOL: Georgia Tech University

HOW OBTAINED: Selected by the Tigers in the ninth round of the June 2010 draft.

CAREER HIGHLIGHTS:

2011: Tabbed the Lakeland Player of the Year...selected to the Florida State League's mid-season all-star squad...led the league with 137 games played and 97 RBI, while he tied for second with 54 extra-base hits and tied for third with 526 at-bats.

2010: Earned All-Atlantic Coast Conference honors as a senior at Georgia Tech University after hitting .360 (86x239) with 66 runs scored, 16 doubles, two triples, 21 home runs and 78 RBI in 62 games.

2009: Selected by the New York Yankees in the 46th round of the June draft, but he did not sign...batted .354 (87x246) with 59 runs scored, 18 doubles, two triples, 16 home runs and 73 RBI in 58 games during his junior season at Georgia Tech University to earn Second-Team All-Atlantic Coast Conference honors.

2008: Hit .306 (67x219) with 56 runs scored, 11 doubles, a triple, 16 home runs and 45 RBI in 62 games during his sophomore season at Georgia Tech University.

Year	Club	AVG	G	AB	R	H	TB	2B	3B	HR	RBI	SH	SF	HB	BB	SO	SB	CS	OBP	SLG	E
2010	West Michigan	.272	63	243	33	66	106	19	3	5	35	0	4	4	22	47	1	0	.337	.436	7
2011	Lakeland	.257	137	526	62	135	229	32	4	18	97	0	8	12	50	94	0	1	.331	.435	8
MINOR LEAGUE TOTALS		.261	200	769	95	201	335	51	7	23	132	0	12	16	72	141	1	1	.333	.436	15

POLK, MICHAEL DEANGELO (P.J.)

OUTFIELDER

HEIGHT: 5-10

BATS: R

BORN: December 12, 1988 - Murfreesboro, TN

WEIGHT: 170

THROWS: R

RESIDENCE: Murfreesboro, TN

RECOMMENDED/SIGNED BY: Harold Zonder (Tigers)

SCHOOL: University of Tennessee

HOW OBTAINED: Selected by the Tigers in the 13th round of the June 2010 draft.

CAREER HIGHLIGHTS:

2010: Tabbed Connecticut's Player of the Year...selected to the New York-Penn League's mid-season all-star squad...third in the league with 29 stolen bases...batted .352 (76x216) with 56 runs scored, 11 doubles, two triples, 12 home runs, 51 RBI and 25 stolen bases in 55 games during his junior season at the University of Tennessee.

Year	Club	AVG	G	AB	R	H	TB	2B	3B	HR	RBI	SH	SF	HB	BB	SO	SB	CS	OBP	SLG	E
2010	Connecticut	.267	64	236	35	63	84	13	1	2	15	5	1	4	24	52	29	6	.343	.356	3
2011	Connecticut	.172	32	87	15	15	19	1	0	1	10	0	1	2	8	21	4	2	.255	.218	4
	West Michigan	.169	40	124	15	21	21	0	0	0	5	1	0	2	12	28	2	2	.254	.169	2
MINOR LEAGUE TOTALS		.221	136	447	65	99	124	14	1	3	30	6	2	8	44	101	35	10	.301	.277	9

TIGERS MINOR LEAGUE PLAYERS



POUNDS, BRYAN CHARLES

THIRD BASEMAN

HEIGHT: 6-0 **BATS:** R **BORN:** October 4, 1985 - Houston, TX
WEIGHT: 195 **THROWS:** R **RESIDENCE:** Houston, TX
RECOMMENDED/SIGNED BY: Tim Grieve (Tigers)
SCHOOL: University of Houston (TX)
HOW OBTAINED: Selected by the Tigers in the 34th round of the June 2008 draft.

CAREER HIGHLIGHTS:

2009: Third in the Midwest League with a .399 on-base percentage...tied for eighth in the league with a .328 batting average (19x58) in 16 games during April...tabbed the Midwest League Player of the Week for June 29-July 5 after hitting .476 (10x21) with three doubles, a triple and 12 RBI in six games...tied for second in the league with 23 RBI during July, while he was fifth with a .348 batting average (31x89) in 24 games.

2008: Led all New York-Penn League third basemen with 24 errors, while he tied for the lead with 13 double plays...an All-Conference USA selection as a senior at the University of Houston after hitting .354 (91x257) with 58 runs scored, 18 doubles, a triple, 10 home runs and 67 RBI in 64 games.

Year	Club	AVG	G	AB	R	H	TB	2B	3B	HR	RBI	SH	SF	HB	BB	SO	SB	CS	OBP	SLG	E
2008	Oneonta	.217	61	221	20	48	69	9	3	2	28	1	3	4	20	60	2	0	.290	.312	24
2009	West Michigan	.284	97	341	55	97	137	27	2	3	60	1	6	12	57	87	2	2	.399	.402	17
2010	GCL Tigers#	.000	2	5	0	0	0	0	0	0	0	0	0	0	1	0	0	0	.167	.000	0
	Lakeland	.269	48	175	20	47	58	3	1	2	24	0	3	5	20	46	0	0	.355	.331	9
	Erie	.281	53	185	24	52	81	9	1	6	29	1	1	2	21	52	1	2	.359	.438	9
2011	Erie	.273	90	326	48	89	131	25	1	5	40	0	4	8	41	81	0	4	.364	.402	4
	Toledo	.287	29	101	8	29	46	5	0	4	11	0	1	0	8	33	4	1	.336	.455	4
MINOR LEAGUE TOTALS		.267	380	1354	175	362	522	78	8	22	192	3	18	31	168	359	9	9	.357	.386	67

PRATT, JORDAN GREGORY

RIGHTHANDED PITCHER

HEIGHT: 6-3 **BATS:** R **BORN:** September 25, 1989 - Harrison, AR
WEIGHT: 215 **THROWS:** R **RESIDENCE:** Harrison, AR
RECOMMENDED/SIGNED BY: Chris Wimmer (Tigers)
SCHOOL: University of Arkansas
HOW OBTAINED: Selected by the Tigers in the 16th round of the June 2010 draft.

CAREER HIGHLIGHTS:

2010: Finished 3-1 with a 3.76 ERA (40.2IP/17ER), two saves and 50 strikeouts in 24 outings as a junior at the University of Arkansas.

Year	Club	W-L	ERA	G	GS	CG	SHO	SV	IP	H	AB	R	ER	HR	HB	BB	SO	WP	BK	AVG
2010	West Michigan	1-2	2.63	19	0	0	0	4	27.1	26	102	8	8	0	2	9	26	2	0	.255
2011	Lakeland	2-0	4.03	13	0	0	0	0	22.1	21	87	13	10	2	1	3	18	1	0	.241
MINOR LEAGUE TOTALS		3-2	3.26	32	0	0	0	4	49.2	47	189	21	18	2	3	12	44	3	0	.249

PURROY, GABRIEL ALEJANDRO

CATCHER

HEIGHT: 5-11 **BATS:** R **BORN:** April 16, 1992 - Miranda, VZ
WEIGHT: 217 **THROWS:** R **RESIDENCE:** Miranda, VZ
RECOMMENDED/SIGNED BY: Oscar Garcia (Tigers)
SCHOOL: Teresa Bolivar
HOW OBTAINED: Signed by the Tigers as a non-drafted free agent on July 4, 2008.

CAREER HIGHLIGHTS:

2009: Led the Venezuelan Summer League with 11 grounded into double plays, while he tied for fifth with 65 games played...topped all league catchers with a .982 fielding percentage, 231 putouts, four double plays and 15 passed balls...threw out 46.7 percent of runners attempting to steal (28x60), tops in the league...fourth in the league with 20 RBI during July, while he was fifth with five home runs.

Year	Club	AVG	G	AB	R	H	TB	2B	3B	HR	RBI	SH	SF	HB	BB	SO	SB	CS	OBP	SLG	E
2009	VSL Tigers	.267	65	240	28	64	100	11	2	7	39	0	2	5	13	40	2	3	.315	.417	5
2010	GCL Tigers	.258	26	93	7	24	34	2	1	2	15	0	0	1	2	17	0	1	.281	.366	3
	Lakeland	.167	6	18	0	3	4	1	0	0	0	0	0	1	0	4	0	0	.211	.222	0
2011	GCL Tigers	.266	28	79	12	21	32	5	0	2	14	1	1	2	9	11	1	0	.352	.405	2
MINOR LEAGUE TOTALS		.260	125	430	47	112	170	19	3	11	68	1	3	9	24	72	3	4	.311	.395	10

PUTKONEN, LUKE W.

RIGHTHANDED PITCHER

HEIGHT: 6-6 **BATS:** R **BORN:** May 10, 1986 - Wheaton, IL
WEIGHT: 212 **THROWS:** R **RESIDENCE:** Lady Lake, FL
RECOMMENDED/SIGNED BY: Grant Brittain (Tigers)
SCHOOL: University of North Carolina
HOW OBTAINED: Selected by the Tigers in the third round of the June 2007 draft.

CAREER HIGHLIGHTS:

2011: Tied for fourth in the Florida State League with one complete game.

2010: Tied for second in the Florida State League with one complete game, while he finished third with 152.2 innings pitched and seventh with a 3.18 ERA...tied for the lead among league pitchers with three double plays.

2009: Tied for the lead in the Midwest League with 28 games started, while he finished third with a 3.13 ERA and fourth with 149.1 innings pitched...tied for fifth in the league with a 1.42 ERA (19.0IP/3ER) in four starts during April...fired a five-hit shutout on July 3 at South Bend to earn Midwest League Pitcher of the Week honors for June 29-July 5...tied for the league lead with the one shutout, while he tied for fourth with one complete game...fourth in the league with a 1.87 ERA (33.2IP/7ER) in six starts during August...named the 20th-best prospect in the Tigers organization following the season by *Baseball America*.



TIGERS MINOR LEAGUE PLAYERS

(Pulkonen, cont.)

2008: Sidelined July 10-27 and August 7-September 8 with a right shoulder strain.

2007: Compiled an 8-2 record and 4.57 ERA (82.2IP/42ER) in 17 starts as a sophomore at the University of North Carolina.

2006: Appeared in 13 games (12 starts) as a freshman at the University of North Carolina, posting a 6-0 record and 3.08 ERA (61.1IP/21ER) ...saw action in seven games with Wareham in the Cape Cod League during the summer, compiling a 1-5 record and 3.29 ERA.

2005: Redshirted at the University of North Carolina as he rehabbed from "Tommy John" surgery.

Year	Club	W-L	ERA	G	GS	CG	SHO	SV	IP	H	AB	R	ER	HR	HB	BB	SO	WP	BK	AVG
2007	GCL Tigers	0-1	4.15	3	3	0	0	0	8.2	8	35	5	4	0	0	0	9	0	0	.229
2008	Oneonta	2-1	3.65	6	6	0	0	0	24.2	24	89	10	10	1	1	8	17	0	0	.270
2009	West Michigan	7-8	3.13	28	28	1	1	0	149.1	148	570	63	52	3	9	47	115	9	0	.260
2010	Lakeland	9-7	3.18	27	26	1	0	0	152.2	144	561	55	54	8	6	44	87	6	1	.257
2011	Lakeland	2-6	5.54	18	8	1	0	0	65.0	77	259	46	40	10	3	18	52	2	1	.297
	Erie	1-7	7.57	11	11	0	0	0	52.1	68	216	50	44	8	2	22	23	2	0	.315
MINOR LEAGUE TOTALS		21-30	4.06	93	82	3	1	0	452.2	469	1730	229	204	30	21	139	303	19	2	.271

REINA, ADOLFO JAVIER

CATCHER

HEIGHT: 6-1

BATS: R

BORN: January 22, 1990 - Santiago de Veraguas, Panama

WEIGHT: 190

THROWS: R

RESIDENCE: Provincia de Veraguas, Panama

RECOMMENDED/SIGNED BY: Ramon Webster (Tigers)

SCHOOL: Bachillar en la Escuela Bilingue Juan Ramon

HOW OBTAINED: Signed by the Tigers as a non-drafted free agent on January 31, 2008.

CAREER HIGHLIGHTS:

2010: Sidelined for the entire season with reactive arthritis.

Year	Club	AVG	G	AB	R	H	TB	2B	3B	HR	RBI	SH	SF	HB	BB	SO	SB	CS	OBP	SLG	E
2008	VSL Tigers	.260	54	208	24	54	81	12	0	5	28	0	2	3	10	28	1	2	.300	.389	12
2009	GCL Tigers	.171	23	70	8	12	25	4	0	3	7	0	2	2	9	18	0	0	.277	.357	3
2010	Did not play - injured																				
2011	GCL Tigers	.211	28	90	10	19	38	4	0	5	13	0	1	0	6	19	1	0	.258	.422	3
	Connecticut	.000	3	8	1	0	0	0	0	0	0	0	0	0	1	2	0	0	.111	.000	0
MINOR LEAGUE TOTALS		.226	108	376	43	85	144	20	0	13	48	0	5	5	26	67	2	2	.282	.383	18

ROBBINS, JAMES R.

FIRST BASEMAN

HEIGHT: 6-0

BATS: L

BORN: September 26, 1990 - Shoreline, WA

WEIGHT: 215

THROWS: L

RESIDENCE: Shoreline, WA

RECOMMENDED/SIGNED BY: Ryan Johnson (Tigers)

SCHOOL: Shorecrest High School (WA)

HOW OBTAINED: Selected by the Tigers in the 30th round of the June 2009 draft.

CAREER HIGHLIGHTS:

2011: Tied for second in the Midwest League with 158 strikeouts...topped all league first basemen with a .994 fielding percentage, 1,260 total chances, 1,189 putouts and 104 double plays.

2010: Selected to the New York-Penn League's mid-season all-star squad...second in the league with 91 strikeouts.

2009: Named the 29th-best prospect in the Tigers organization following the season by *Baseball America*.

Year	Club	AVG	G	AB	R	H	TB	2B	3B	HR	RBI	SH	SF	HB	BB	SO	SB	CS	OBP	SLG	E
2009	GCL Tigers	.361	9	36	4	13	21	0	1	2	7	0	0	1	2	9	0	0	.410	.583	1
2010	Connecticut	.251	69	259	26	65	91	11	3	3	37	0	1	4	12	91	2	2	.293	.351	6
2011	West Michigan	.251	129	490	55	123	199	26	1	16	65	9	2	7	16	158	5	0	.283	.406	8
MINOR LEAGUE TOTALS		.256	207	785	85	201	311	37	5	21	109	9	3	12	30	258	7	2	.293	.396	15

ROBERTSON, MONTREAL D.

RIGHTHANDED PITCHER

HEIGHT: 6-2

BATS: R

BORN: June 19, 1990 - McGehee, AR

WEIGHT: 200

THROWS: R

RESIDENCE: Dermott, AR

RECOMMENDED/SIGNED BY: Bryson Barber (Tigers)

SCHOOL: Coahoma Community College (MS)

HOW OBTAINED: Selected by the Tigers in the 29th round of the June 2011 draft.

CAREER HIGHLIGHTS:

2011: Tabbed the Gulf Coast League Tigers Pitcher of the Year...led the Gulf Coast League with 24 appearances, while he finished second with nine saves.

Year	Club	W-L	ERA	G	GS	CG	SHO	SV	IP	H	AB	R	ER	HR	HB	BB	SO	WP	BK	AVG
2011	GCL Tigers	3-2	2.73	24	0	0	0	9	26.1	29	100	10	8	0	0	14	22	8	0	.290
	Connecticut	0-0	0.00	2	0	0	0	1	3.2	3	14	0	0	0	0	2	0	0	0	.214
MINOR LEAGUE TOTALS		3-2	2.40	26	0	0	0	10	30.0	32	114	10	8	0	0	16	22	8	0	.281

ROBOWSKI, RYAN A.

LEFTHANDED PITCHER

HEIGHT: 6-0

BATS: L

BORN: February 3, 1988 - Mount Pleasant, PA

WEIGHT: 185

THROWS: L

RESIDENCE: Uniontown, PA

RECOMMENDED/SIGNED BY: (Tigers)

TIGERS MINOR LEAGUE PLAYERS



(Robowski, cont.)

SCHOOL: Ohio Dominican University

HOW OBTAINED: Acquired by the Tigers along with Kevin Eichhorn from Arizona, in exchange for Armando Galarraga on January 24, 2011.

CAREER HIGHLIGHTS:

2009: Selected by Arizona in the 16th round of the June draft.

Year	Club	W-L	ERA	G	GS	CG	SHO	SV	IP	H	AB	R	ER	HR	HB	BB	SO	WP	BK	AVG
2009	Missoula	3-3	4.20	21	0	0	0	6	30.0	34	120	14	14	2	2	6	23	4	0	.283
2010	Visalia	2-4	5.17	35	0	0	0	2	54.0	69	222	34	31	5	2	16	51	4	0	.311
2011	Lakeland	2-1	2.35	29	0	0	0	2	46.0	43	168	15	12	2	4	16	30	4	1	.256
	Erie	0-1	7.27	6	0	0	0	0	8.2	17	37	8	7	2	0	3	7	0	0	.459
	Toledo	0-0	0.00	1	0	0	0	0	1.0	1	3	0	0	0	0	0	1	0	0	.333
MINOR LEAGUE TOTALS		7-9	4.12	92	0	0	0	10	139.2	164	550	71	64	11	8	41	112	12	1	.298

ROCKETT, MICHAEL ANTHONY

OUTFIELDER

HEIGHT: 6-1

BATS: R

BORN: July 26, 1987 - San Antonio, TX

WEIGHT: 180

THROWS: R

RESIDENCE: Sugar Land, TX

RECOMMENDED/SIGNED BY: Tim Grieve (Tigers)

SCHOOL: University of Texas-San Antonio

HOW OBTAINED: Selected by the Tigers in the 13th round of the June 2009 draft.

CAREER HIGHLIGHTS:

2009: Selected to the New York-Penn League's mid-season all-star squad...third in the New York-Penn League with 266 at-bats, while he tied for third with six triples and tied for fourth with 70 games played...tied for fourth in the league with 20 RBI during July, while he finished 15th with a .311 batting average (38x122) in 30 games...an All-Southland Conference selection as a senior at the University of Texas-San Antonio, hitting .394 (99x251) with 63 runs scored, 17 doubles, three triples, 15 home runs, 58 RBI and 14 stolen bases in 56 games.

2008: Tabbed the Southland Conference Player of the Year and an All-Southland Conference selection as a junior at the University of Texas-San Antonio...hit .360 (89x247) with 60 runs scored, 25 doubles, five triples, 10 home runs, 68 RBI and nine stolen bases in 57 games.

2007: Batted .325 (80x246) with 45 runs scored, 15 doubles, a triple, eight home runs, 52 RBI and seven stolen bases as a sophomore at the University of Texas-San Antonio to earn Second-Team All-Southland Conference honors.

2006: Hit .352 (69x196) with 32 runs scored, seven doubles, two triples, five home runs, 32 RBI and five stolen bases during his freshman season at the University of Texas-San Antonio to earn Second-Team All-Southland Conference honors.

Year	Club	AVG	G	AB	R	H	TB	2B	3B	HR	RBI	SH	SF	HB	BB	SO	SB	CS	OBP	SLG	E
2009	Oneonta	.274	70	266	36	73	101	7	6	3	27	6	2	3	10	41	6	2	.306	.380	5
	Toledo	.167	2	6	1	1	2	1	0	0	0	0	0	0	0	1	0	0	.167	.333	0
2010	West Michigan	.235	99	379	53	89	140	20	5	7	43	3	3	5	12	81	5	7	.266	.369	4
2011	Lakeland	.233	52	172	18	40	51	9	1	0	14	0	3	0	5	44	0	1	.250	.297	1
	Erie	.261	39	134	17	35	47	4	1	2	15	2	2	1	4	29	3	1	.284	.351	1
MINOR LEAGUE TOTALS		.249	262	957	125	238	341	41	13	12	99	11	10	9	31	196	14	11	.276	.356	11

RODRIGUEZ, JOSE RAMON

RIGHTHANDED PITCHER

HEIGHT: 6-0

BATS: R

BORN: December 30, 1992 - Maturin, VZ

WEIGHT: 170

THROWS: R

RESIDENCE: Nueva Esparta, VZ

RECOMMENDED/SIGNED BY: Alejandro Rodriguez (Tigers)

SCHOOL: U.E. Maria Inmaculada

HOW OBTAINED: Signed by the Tigers as a non-drafted free agent on May 13, 2010.

CAREER HIGHLIGHTS:

2011: Tied for fourth in the Venezuelan Summer League with five wins.

Year	Club	W-L	ERA	G	GS	CG	SHO	SV	IP	H	AB	R	ER	HR	HB	BB	SO	WP	BK	AVG
2010	VSL Tigers	1-2	4.91	15	3	0	0	1	36.2	47	153	28	20	1	7	10	17	5	1	.307
2011	VSL Tigers	5-0	3.51	19	0	0	0	0	41.0	38	147	19	16	1	5	25	21	7	0	.259
MINOR LEAGUE TOTALS		6-2	4.17	34	3	0	0	1	77.2	85	300	47	36	2	12	35	38	12	1	.283

RODRIGUEZ, LUIS ALEXANDER

RIGHTHANDED PITCHER

HEIGHT: 6-1

BATS: R

BORN: May 11, 1992 - Valencia, VZ

WEIGHT: 160

THROWS: R

RESIDENCE: Valencia, VZ

RECOMMENDED/SIGNED BY: Antonio Caballero (Tigers)

SCHOOL: U.E. Monsenor Bellera

HOW OBTAINED: Signed by the Tigers as a non-drafted free agent on June 22, 2010.

Year	Club	W-L	ERA	G	GS	CG	SHO	SV	IP	H	AB	R	ER	HR	HB	BB	SO	WP	BK	AVG
2010	VSL Tigers	0-1	11.25	7	0	0	0	0	8.0	6	29	11	10	0	2	14	5	3	1	.207
2011	VSL Tigers	1-0	4.50	15	0	0	0	0	22.0	17	78	13	11	2	2	17	9	2	1	.218
MINOR LEAGUE TOTALS		1-1	6.30	22	0	0	0	0	30.0	23	107	24	21	2	4	31	14	5	2	.215

RODRIGUEZ, SANDY

CATCHER

HEIGHT: 6-1

BATS: R

BORN: October 19, 1994 - Santiago, DR

WEIGHT: 180

THROWS: R

RESIDENCE: Las Charcas, DR

RECOMMENDED/SIGNED BY: Aldo Perez/Ramon Perez/Miguel Garcia (Tigers)

PLAYER DEVELOPMENT AND SCOUTING



TIGERS MINOR LEAGUE PLAYERS

(Rodriguez, S., cont.)

HOW OBTAINED: Signed by the Tigers as a non-drafted free agent on January 24, 2012.

Year	Club	AVG	G	AB	R	H	TB	2B	3B	HR	RBI	SH	SF	HB	BB	SO	SB	CS	OBP	SLG	E
------	------	-----	---	----	---	---	----	----	----	----	-----	----	----	----	----	----	----	----	-----	-----	---

(2012 will be first professional season)

ROJAS, EDUARDO AROLD

RIGHTHANDED PITCHER

HEIGHT: 6-2 **BATS:** R **BORN:** January 7, 1994 - Barquisimeto, VZ
WEIGHT: 175 **THROWS:** R **RESIDENCE:** Valencia, VZ
RECOMMENDED/SIGNED BY: Antonio Caballero (Tigers)
SCHOOL: U.E. Santa Maria del Calatrava
HOW OBTAINED: Signed by the Tigers as a non-drafted free agent on August 18, 2010.

CAREER HIGHLIGHTS:

2011: Fifth in the Venezuelan Summer League with 32 walks.

Year	Club	W-L	ERA	G	GS	CG	SHO	SV	IP	H	AB	R	ER	HR	HB	BB	SO	WP	BK	AVG
2011	VSL Tigers	2-1	4.09	14	6	0	0	0	44.0	40	162	28	20	3	2	32	16	7	2	.247

ROMERO, JAVIER

OUTFIELDER

HEIGHT: 6-2 **BATS:** R **BORN:** February 13, 1991 - Bani, DR
WEIGHT: 190 **THROWS:** R **RESIDENCE:** Bani, DR
RECOMMENDED/SIGNED BY: Carlos Santana/Ramon Perez (Tigers)
HOW OBTAINED: Signed by the Tigers as a non-drafted free agent on December 16, 2009.

Year	Club	AVG	G	AB	R	H	TB	2B	3B	HR	RBI	SH	SF	HB	BB	SO	SB	CS	OBP	SLG	E
2010	DSL Tigers	.207	57	193	17	40	56	7	3	1	11	0	2	2	19	46	2	3	.282	.290	3
2011	DSL Tigers	.184	55	141	16	26	40	8	3	0	12	1	1	5	21	42	10	5	.310	.284	5
MINOR LEAGUE TOTALS		.198	112	334	33	66	96	15	6	1	23	1	3	7	40	88	12	8	.294	.287	8

ROMERO, NIUMAN J.

INFIELDER

HEIGHT: 6-1 **BATS:** S **BORN:** January 24, 1985 - Barcelona, VZ
WEIGHT: 190 **THROWS:** R **RESIDENCE:** Barcelona, VZ
RECOMMENDED/SIGNED BY: (Tigers)
HOW OBTAINED: Signed by the Tigers as a minor league free agent on January 10, 2012.

CAREER HIGHLIGHTS:

2011: Signed by Toronto as a minor league free agent on February 15...acquired by Philadelphia from Toronto on May 20...released by Philadelphia on July 14...signed by the New York Mets as a minor league free agent on July 15...batted .276 (53x192) with 11 doubles, four home runs and 17 RBI in 60 games with Anzoategui in the Venezuelan Winter League following the season.
2010: Acquired by Boston from Cleveland on April 30...hit .242 (40x165) with four doubles, a triple, two home runs and 12 RBI in 59 games with Anzoategui in the Venezuelan Winter League following the season.
2009: Made his major league debut as a pinch-hitter on September 8 versus Texas...collected his first major league hit on September 12 versus Kansas City, an infield single off Bruce Chen...batted .287 (27x94) with three doubles, a home run and 10 RBI in 33 games with Anzoategui in the Venezuelan Winter League following the season.
2008: Tabbed the Carolina League Player of the Week for July 7-13 after batting .444 (12x27) with six doubles and two RBI in seven games...hit .276 (29x105) with a double and eight RBI in 36 games with Anzoategui in the Venezuelan Winter League following the season.
2007: Saw action in five games with Anzoategui in the Venezuelan Winter League following the season.
2006: Topped all South Atlantic League shortstops with a .966 fielding percentage...saw action in 19 games with Oriente in the Venezuelan Winter League following the season.
2005: Tied for fourth in the Appalachian League with 31 walks.
2002: Signed by Cleveland as a non-drafted free agent on October 28.

Year	Club	AVG	G	AB	R	H	TB	2B	3B	HR	RBI	SH	SF	HB	BB	SO	SB	CS	OBP	SLG	E
2003	VSL Indians	.222	49	162	22	36	52	8	1	2	17	2	1	7	27	27	6	2	.355	.321	9
2004	DSL Indians	.258	66	236	47	61	87	12	4	2	39	1	4	4	39	39	17	7	.367	.369	14
2005	Burlington	.275	63	218	33	60	82	12	2	2	29	3	1	4	31	45	6	6	.374	.376	8
2006	Lake County	.228	114	412	45	94	113	11	1	2	36	9	3	1	55	83	10	8	.318	.274	17
2007	Lake County	.209	69	215	31	45	62	10	2	1	24	2	3	5	44	45	3	1	.352	.288	11
	Kinston	.350	12	40	5	14	16	2	0	0	6	0	1	0	4	9	1	0	.400	.400	0
2008	Kinston	.296	108	395	64	117	159	22	1	6	53	4	5	2	34	55	10	4	.351	.403	9
2009	Akron	.209	38	115	13	24	28	4	0	0	8	4	1	2	12	19	3	1	.292	.243	4
	Columbus	.254	81	252	34	64	79	10	1	1	27	6	3	2	21	27	10	4	.313	.313	14
	Cleveland	.143	10	14	2	2	2	0	0	0	0	0	0	0	1	5	0	0	.200	.143	0
2010	Pawtucket	.246	99	350	42	86	109	14	0	3	20	8	0	3	32	57	14	6	.314	.311	6
	Boston	.000	2	4	1	0	0	0	0	0	0	0	0	0	0	0	0	0	.000	.000	0
2011	Las Vegas	.160	8	25	1	4	4	0	0	0	0	1	0	0	2	9	2	0	.222	.160	0
	Reading	.239	34	109	10	26	29	3	0	0	11	5	3	2	11	25	4	2	.312	.266	2
	Lehigh Valley	.000	1	1	0	0	0	0	0	0	0	0	0	0	1	0	0	0	.000	.000	0
	Binghamton	.243	32	103	13	25	29	2	1	0	12	2	1	0	8	24	2	1	.295	.282	6
MINOR LEAGUE TOTALS		.249	774	2633	360	656	849	110	13	19	282	47	26	32	320	465	88	42	.335	.322	100
MAJOR LEAGUE TOTALS		.111	12	18	3	2	2	0	0	0	0	0	0	0	1	5	0	0	.158	.111	0

TIGERS MINOR LEAGUE PLAYERS



RONDON, BRUCE

RIGHTHANDED PITCHER

HEIGHT: 6-3 **BATS:** R **BORN:** December 9, 1990 - Valencia, VZ
WEIGHT: 265 **THROWS:** R **RESIDENCE:** Valencia, VZ
RECOMMENDED/SIGNED BY: German Robles/Pedro Chavez/Miguel Garcia (Tigers)
SCHOOL: U.E. Jose Antonio Paez
HOW OBTAINED: Signed by the Tigers as a non-drafted free agent on September 12, 2007.
CAREER HIGHLIGHTS:

2011: Selected to the Midwest League's mid-season all-star squad...named the 12th-best prospect and rated as possessing the best fastball in the Tigers organization following the season by *Baseball America*...appeared in six games with Magallanes in the Venezuelan Winter League following the season, posting a 3.00 ERA (6.0IP/2ER), one save and six strikeouts.

2010: Tabbed the Gulf Coast League Tigers Pitcher of the Year...selected to the Gulf Coast League's post-season all-star squad...led the league with 15 saves, while he tied for the lead with 22 games finished and finished second with 24 appearances...topped all league relievers with a .133 batting average against...named the 13th-best prospect in the Tigers organization and 15th-best prospect in the Gulf Coast League following the season by *Baseball America*...appeared in 13 games with Magallanes in the Venezuelan Winter League following the season, posting a 4.26 ERA (12.2IP/6ER), two saves and 12 strikeouts.

2009: Appeared in one game with Margarita in the Venezuelan Winter League following the season.

2008: Tied for fifth in the Venezuelan Summer League with 13 games started...tied for second in the league with one complete game after going the distance on June 21 at the Venezuelan Summer League Mariners...finished 12th in the league with a 2.38 ERA (22.2IP/6ER) in five starts during June.

Year	Club	W-L	ERA	G	GS	CG	SHO	SV	IP	H	AB	R	ER	HR	HB	BB	SO	WP	BK	AVG
2008	VSL Tigers	2-6	3.58	13	13	1	0	0	55.1	48	213	36	22	0	10	20	34	9	1	.225
2009	VSL Tigers	0-0	13.50	3	0	0	0	0	4.0	5	16	6	6	0	2	7	4	3	1	.313
	GCL Tigers	0-1	4.76	3	3	0	0	0	11.1	12	45	6	6	0	0	8	15	0	0	.267
2010	GCL Tigers	0-0	0.70	24	0	0	0	15	25.2	11	83	2	2	1	5	14	26	1	1	.133
	Lakeland	0-0	1.35	4	0	0	0	2	6.2	2	21	1	1	1	0	2	7	0	0	.095
2011	West Michigan	2-2	2.03	41	0	0	0	19	40.0	22	134	11	9	0	5	34	61	11	1	.164
MINOR LEAGUE TOTALS		4-9	2.90	88	16	1	0	36	143.0	100	512	62	46	2	22	85	147	24	4	.195

ROOF, ERIC CHRISTOPHER

CATCHER

HEIGHT: 6-3 **BATS:** L **BORN:** November 15, 1986 - Paducah, KY
WEIGHT: 185 **THROWS:** R **RESIDENCE:** Paducah, KY
RECOMMENDED/SIGNED BY: Tom Osowski (Tigers)
SCHOOL: Michigan State University
HOW OBTAINED: Selected by the Tigers in the 18th round of the June 2009 draft.
CAREER HIGHLIGHTS:

2009: Batted .345 (69x200) with 46 runs scored, 14 doubles, two triples, six home runs and 41 RBI in 54 games during his senior season at Michigan State University.

2008: Selected by the Tigers in the 46th round of the June draft out of Michigan State University, but he did not sign...hit .308 (40x130) with 23 runs scored, six doubles, three home runs and 33 RBI in 46 games as a junior at Michigan State University...saw action with Hays in the Jayhawk League during the summer, hitting .301 with five home runs and 34 RBI...named the seventh-best prospect in the Jayhawk League by *Baseball America*.

MISCELLANEOUS: Is the son of Gene Roof, the Tigers minor league roving outfield/baserunning coordinator, his brother Shawn is an infielder in the Tigers organization and his brother Jonathan is an infielder in the Rangers organization.

Year	Club	AVG	G	AB	R	H	TB	2B	3B	HR	RBI	SH	SF	HB	BB	SO	SB	CS	OBP	SLG	E
2009	Oneonta	.213	41	127	9	27	36	3	0	2	13	1	0	1	13	35	0	0	.291	.283	1
2010	Connecticut	.232	39	125	9	29	46	9	1	2	16	2	3	2	8	31	0	0	.283	.368	3
	West Michigan	.233	36	120	9	28	35	5	1	0	14	0	0	2	14	40	0	2	.324	.292	6
2011	Lakeland	.254	40	122	18	31	38	4	0	1	12	2	1	3	13	35	1	1	.338	.311	2
MINOR LEAGUE TOTALS		.233	156	494	45	115	155	21	2	5	55	5	4	8	48	141	1	3	.309	.314	12

ROOF, SHAWN PATRICK

INFIELDER

HEIGHT: 5-10 **BATS:** R **BORN:** August 3, 1984 - Louisville, KY
WEIGHT: 175 **THROWS:** R **RESIDENCE:** Paducah, KY
RECOMMENDED/SIGNED BY: Marty Miller (Tigers)
SCHOOL: University of Illinois
HOW OBTAINED: Selected by the Tigers in the 33rd round of the June 2007 draft.
CAREER HIGHLIGHTS:

2007: Hit .299 (59x197) with 42 runs scored, 15 doubles, 36 RBI and 40 stolen bases in 58 games as a senior at the University of Illinois.

2006: Batted .333 (69x207) in 57 games during his junior season at the University of Illinois, scoring 39 runs and collecting seven doubles, two triples, 22 RBI and 25 stolen bases...earned Coastal Plain League all-star honors for his efforts with Fayetteville during the summer.

2005: Hit .320 (33x103) with 16 runs scored, four doubles and 14 RBI in 37 games as a sophomore at the University of Illinois...saw action with Fayetteville in the Coastal Plain League during the summer, batting .315 (47x149) with 24 runs scored, two doubles, 18 RBI and 15 stolen bases to earn league all-star honors.

MISCELLANEOUS: Is the son of Gene Roof, the Tigers minor league roving outfield/baserunning coordinator, his brother Eric is a catcher in the Tigers organization and his brother Jonathan is an infielder in the Rangers organization.

PLAYER DEVELOPMENT
AND SCOUTING



TIGERS MINOR LEAGUE PLAYERS

(Roof, S., cont.)

Year	Club	AVG	G	AB	R	H	TB	2B	3B	HR	RBI	SH	SF	HB	BB	SO	SB	CS	OBP	SLG	E
2007	GCL Tigers	.250	15	40	7	10	11	1	0	0	5	1	0	3	9	6	5	2	.423	.275	3
	Lakeland	.217	37	115	7	25	28	3	0	0	15	0	1	1	7	27	0	1	.266	.243	12
2008	Lakeland	.261	48	153	21	40	48	8	0	0	16	4	0	5	20	26	3	5	.365	.314	12
	Erie	.234	42	124	15	29	32	3	0	0	8	4	1	4	11	23	1	0	.314	.258	11
2009	Lakeland	.258	8	31	5	8	11	1	1	0	3	0	0	0	2	5	4	1	.303	.355	3
	Erie	.261	56	184	21	48	59	2	3	1	16	3	1	5	12	39	4	2	.322	.321	11
2010	Erie	.223	64	193	27	43	54	7	2	0	15	3	0	5	10	46	7	3	.279	.280	11
	Toledo	.354	25	79	12	28	33	3	1	0	8	1	1	2	11	14	4	4	.441	4.18	5
2011	Lakeland	.348	14	46	7	16	18	2	0	0	7	0	0	2	3	11	4	1	.412	.391	1
	Erie	.278	61	151	17	42	49	5	1	0	13	4	0	3	12	19	6	8	.343	.325	3
MINOR LEAGUE TOTALS		.259	370	1116	139	289	343	35	8	1	106	20	4	30	97	216	38	27	.334	.307	72

ROSARIO, HAROLD

RIGHTHANDED PITCHER

HEIGHT: 5-11 **BATS:** R **BORN:** October 23, 1992 - Santo Domingo, DR
WEIGHT: 198 **THROWS:** R **RESIDENCE:** Santo Domingo, DR
RECOMMENDED/SIGNED BY: Carlos Santana/Ramon Perez/Miguel Garcia (Tigers)
SCHOOL: Cenapec
HOW OBTAINED: Signed by the Tigers as a non-drafted free agent on April 27, 2011.
CAREER HIGHLIGHTS:
2011: Second among all Dominican Summer League relievers with 13.87 strikeouts per nine innings.

Year	Club	W-L	ERA	G	GS	CG	SHO	SV	IP	H	AB	R	ER	HR	HB	BB	SO	WP	BK	AVG
2011	DSL Tigers	3-3	3.22	20	0	0	0	1	36.1	26	133	17	13	0	3	20	56	7	0	.195

ROWLAND, JEFFREY DANIEL (JEFF)

OUTFIELDER

HEIGHT: 5-10 **BATS:** L **BORN:** April 1, 1988 - Augusta, GA
WEIGHT: 190 **THROWS:** L **RESIDENCE:** Martinez, GA
RECOMMENDED/SIGNED BY: Jim Rough (Tigers)
SCHOOL: Georgia Tech University
HOW OBTAINED: Selected by the Tigers in the 19th round of the June 2010 draft.
CAREER HIGHLIGHTS:
2010: Hit .322 (79x245) with 75 runs scored, 11 doubles, seven triples, 10 home runs, 42 RBI and 13 stolen bases during his junior season at Georgia Tech University.
2009: Selected by Cleveland in the 21st round of the June draft, but he did not sign...an All-Atlantic Coast Conference selection during his sophomore season at Georgia Tech University, he batted .340 (84x247) with 66 runs scored, 13 doubles, four triples, eight home runs, 39 RBI and 21 stolen bases in 58 games.
2008: Batted .335 (70x209) with 47 runs scored, eight doubles, a triple, four home runs, 26 RBI and 22 stolen bases in 59 games during his freshman season at Georgia Tech University...saw action with Youssef's Maryland Orioles in the Cal Ripken Sr. League during the summer, hitting .331 (47x142) with 35 runs scored, a double, two triples, 19 RBI and 27 stolen bases...named the fourth-best prospect in the league by *Baseball America*.

Year	Club	AVG	G	AB	R	H	TB	2B	3B	HR	RBI	SH	SF	HB	BB	SO	SB	CS	OBP	SLG	E
2010	Connecticut	.341	11	44	9	15	16	1	0	0	1	1	0	1	7	11	4	3	.442	.364	0
	West Michigan	.281	57	210	42	59	77	9	3	1	24	4	2	2	34	51	5	3	.383	.367	1
2011	West Michigan	.243	83	255	31	62	94	11	3	5	19	8	0	4	41	83	7	2	.357	.369	1
MINOR LEAGUE TOTALS		.267	151	509	82	136	187	21	6	6	44	13	2	7	82	145	16	8	.375	.367	2

RYAN, KYLE

LEFTHANDED PITCHER

HEIGHT: 6-5 **BATS:** L **BORN:** September 25, 1991 - Auburndale, FL
WEIGHT: 204 **THROWS:** L **RESIDENCE:** Auburndale, FL
RECOMMENDED/SIGNED BY: Jim Rough (Tigers)
SCHOOL: Auburndale Senior High School (FL)
HOW OBTAINED: Selected by the Tigers in the 11th round of the June 2010 draft.
CAREER HIGHLIGHTS:
2011: Fifth among all Midwest League starters with 1.91 walks per nine innings...selected the Midwest League Pitcher of the Week for July 25-31 after he blanked Lansing over six hitless innings on July 28.
2010: Tied for the lead in the Gulf Coast League with 12 games started...fifth among all league starters with 7.67 strikeouts per nine innings...tied for the lead among all league pitchers with two double plays...named the 29th-best prospect in the Tigers organization following the season by *Baseball America*.

Year	Club	W-L	ERA	G	GS	CG	SHO	SV	IP	H	AB	R	ER	HR	HB	BB	SO	WP	BK	AVG
2010	GCL Tigers	2-4	4.17	12	12	0	0	0	54.0	58	217	30	25	2	6	13	46	3	0	.267
2011	West Michigan	6-10	3.15	24	24	0	0	0	137.0	145	512	56	48	3	9	30	99	5	1	.283
MINOR LEAGUE TOTALS		8-14	3.44	36	36	0	0	0	191.0	203	729	86	73	5	15	43	145	8	1	.278

TIGERS MINOR LEAGUE PLAYERS



SABOL, JACOB ROBERT (JAKE)

RIGHTHANDED PITCHER

HEIGHT: 6-5 BATS: R BORN: August 11, 1988 - Grosse Pointe, MI
 WEIGHT: 220 THROWS: R RESIDENCE: Shelby Township, MI
 RECOMMENDED/SIGNED BY: Garrett Guest (Tigers)
 SCHOOL: Central Michigan University
 HOW OBTAINED: Selected by the Tigers in the 36th round of the June 2011 draft.
 CAREER HIGHLIGHTS:

2011: Third in the Gulf Coast League with 65.2 innings pitched...second among all league starters with 10.16 baserunners per nine innings, while he finished third with 1.37 walks per nine innings and fifth with a .249 batting average against...compiled a 5-3 record and 4.13 ERA (80.2IP/37ER) in 15 appearances (12 starts) during his senior season at Central Michigan University.

Year	Club	W-L	ERA	G	GS	CG	SHO	SV	IP	H	AB	R	ER	HR	HB	BB	SO	WP	BK	AVG
2011	GCL Tigers	3-3	3.43	13	10	0	0	0	65.2	63	251	28	25	3	2	11	39	3	1	.251

SALGADO, ISMAEL

OUTFIELDER

HEIGHT: 6-2 BATS: R BORN: January 11, 1993 - Santurce, PR
 WEIGHT: 175 THROWS: R RESIDENCE: Toa Alta, PR
 RECOMMENDED/SIGNED BY: Rolando Casanova (Tigers)
 SCHOOL: International Baseball Academy (PR)
 HOW OBTAINED: Selected by the Tigers in the 16th round of the June 2011 draft.
 CAREER HIGHLIGHTS:

2011: Named the fastest baserunner in the Tigers organization following the season by *Baseball America*.

Year	Club	AVG	G	AB	R	H	TB	2B	3B	HR	RBI	SH	SF	HB	BB	SO	SB	CS	OBP	SLG	E
2011	GCL Tigers	.144	38	111	14	16	20	4	0	0	6	1	0	2	1	20	2	1	.167	.180	2

SAMUELS, ZACHARY A. (ZACH)

RIGHTHANDED PITCHER

HEIGHT: 6-2 BATS: L BORN: October 8, 1986 - San Jose, CA
 WEIGHT: 180 THROWS: R RESIDENCE: San Jose, CA
 RECOMMENDED/SIGNED BY: Phil Huttman (Tigers)
 SCHOOL: University of California-Santa Barbara
 HOW OBTAINED: Signed by the Tigers as a non-drafted free agent on June 30, 2009.
 CAREER HIGHLIGHTS:

2009: Led all Gulf Coast League pitchers with a 1.000 fielding percentage, while he tied for the lead with 23 total chances.

Year	Club	W-L	ERA	G	GS	CG	SHO	SV	IP	H	AB	R	ER	HR	HB	BB	SO	WP	BK	AVG
2009	GCL Tigers	2-2	2.56	10	10	0	0	0	56.1	53	204	19	16	3	6	17	44	3	0	.260
2010	West Michigan	4-1	2.98	30	0	0	0	3	66.1	63	247	27	22	3	8	25	53	2	0	.255
2011	Lakeland	1-2	1.79	30	1	0	0	2	55.1	43	197	14	11	1	1	10	47	7	0	.218
	Erie	0-0	3.60	7	0	0	0	0	10.0	9	37	4	4	0	3	3	6	2	0	.243
MINOR LEAGUE TOTALS		7-5	2.54	77	11	0	0	5	188.0	168	685	64	53	7	18	55	150	14	0	.245

PLAYER DEVELOPMENT
AND SCOUTING

SANCHEZ, JAIRO

RIGHTHANDED PITCHER

HEIGHT: 6-0 BATS: R BORN: August 11, 1992 - Barranquilla, Colombia
 WEIGHT: 180 THROWS: R RESIDENCE: Aruba, Aruba
 RECOMMENDED/SIGNED BY: Pedro Chavez (Tigers)
 HOW OBTAINED: Signed by the Tigers as a non-drafted free agent on May 7, 2010.
 CAREER HIGHLIGHTS:

2011: Fifth in the Venezuelan Summer League with 21 appearances.

Year	Club	W-L	ERA	G	GS	CG	SHO	SV	IP	H	AB	R	ER	HR	HB	BB	SO	WP	BK	AVG
2010	VSL Tigers	1-1	4.66	6	0	0	0	1	9.2	4	29	5	5	0	1	6	6	3	0	.138
2011	VSL Tigers	2-0	2.87	21	0	0	0	3	31.1	31	113	13	10	0	2	21	17	3	0	.274
MINOR LEAGUE TOTALS		3-1	3.29	27	0	0	0	4	41.0	35	142	18	15	0	3	27	23	6	0	.246

SANTA, ADELYN

THIRD BASEMAN

HEIGHT: 6-1 BATS: R BORN: June 1, 1995 - Azua, DR
 WEIGHT: 195 THROWS: R RESIDENCE: Azua, DR
 RECOMMENDED/SIGNED BY: Carlos Santana/Ramon Perez/Miguel Garcia/Tom Moore (Tigers)
 SCHOOL: Las Barias
 HOW OBTAINED: Signed by the Tigers as a non-drafted free agent on July 3, 2011.

Year	Club	AVG	G	AB	R	H	TB	2B	3B	HR	RBI	SH	SF	HB	BB	SO	SB	CS	OBP	SLG	E
------	------	-----	---	----	---	---	----	----	----	----	-----	----	----	----	----	----	----	----	-----	-----	---

(2012 will be first professional season)

SANTANA, FELIX ANTONIO

CATCHER

HEIGHT: 5-10 BATS: R BORN: August 29, 1991 - San Cristobal, DR
 WEIGHT: 180 THROWS: R RESIDENCE: Bani, DR
 RECOMMENDED/SIGNED BY: Carlos Santana/Ramon Perez/Miguel Garcia (Tigers)
 HOW OBTAINED: Signed by the Tigers as a non-drafted free agent on May 12, 2011.



TIGERS MINOR LEAGUE PLAYERS

(Santana, Felix A., cont.)

Year	Club	AVG	G	AB	R	H	TB	2B	3B	HR	RBI	SH	SF	HB	BB	SO	SB	CS	OBP	SLG	E
2011	DSL Tigers	.087	13	23	2	2	2	0	0	0	0	0	0	0	1	5	1	0	.125	.087	1

SANTANA, FELIX GUILLERMO

OUTFIELDER

HEIGHT: 5-10 **BATS:** R **BORN:** August 19, 1994 - Tenares, DR
WEIGHT: 180 **THROWS:** R **RESIDENCE:** Tenares, DR
RECOMMENDED/SIGNED BY: Carlos Santana/Ramon Perez (Tigers)
SCHOOL: Regino Camilo
HOW OBTAINED: Signed by the Tigers as a non-drafted free agent on February 15, 2011.

Year	Club	AVG	G	AB	R	H	TB	2B	3B	HR	RBI	SH	SF	HB	BB	SO	SB	CS	OBP	SLG	E
2011	DSL Tigers	.204	49	142	17	29	49	7	2	3	16	0	1	7	12	43	5	6	.296	.345	2

SANZ, LUIS ALBERTO

CATCHER

HEIGHT: 5-10 **BATS:** R **BORN:** February 23, 1991 - Guatire, VZ
WEIGHT: 165 **THROWS:** R **RESIDENCE:** Guatire, VZ
RECOMMENDED/SIGNED BY: Pedro Chavez (Tigers)
HOW OBTAINED: Signed by the Tigers as a non-drafted free agent on July 25, 2007.

CAREER HIGHLIGHTS:

2009: Tabbed the Venezuelan Summer League Tigers Player of the Year...tied for the lead in the Venezuelan Summer League with six sacrifice flies, while he tied for third with a .412 on-base percentage, tied for fifth with 65 games played and 75 hits and tied for sixth with a .328 batting average...fanned once every 22.67 plate appearances, the second-toughest batter to strike out in the league...led the league with a .385 batting average (40x104) in 27 games during July.

2008: Finished 15th in Venezuelan Summer League with a .317 batting average (20x63) in 16 games during May.

Year	Club	AVG	G	AB	R	H	TB	2B	3B	HR	RBI	SH	SF	HB	BB	SO	SB	CS	OBP	SLG	E
2008	VSL Tigers	.251	58	207	21	52	73	13	1	2	25	1	1	4	17	23	3	2	.319	.353	5
2009	VSL Tigers	.328	65	229	36	75	94	11	1	2	30	0	6	3	34	12	4	3	.412	.410	4
2010	West Michigan	.254	21	67	5	17	18	1	0	0	3	2	1	2	7	10	3	1	.338	.269	1
	Lakeland	.250	4	8	0	2	2	0	0	0	0	0	0	0	2	0	0	0	.250	.250	0
2011	Connecticut	.000	3	10	2	0	0	0	0	0	1	0	0	0	1	1	0	0	.091	.000	0
	West Michigan	.294	41	119	6	35	40	5	0	0	18	1	1	2	8	19	2	1	.346	.336	2
MINOR LEAGUE TOTALS		.283	192	640	70	181	227	30	2	4	77	4	9	11	67	67	12	7	.356	.355	12

SANZ, LUIS ANGEL

RIGHTHANDED PITCHER

HEIGHT: 6-2 **BATS:** R **BORN:** November 19, 1987 - Guatire, VZ
WEIGHT: 228 **THROWS:** R **RESIDENCE:** Guatire, VZ
RECOMMENDED/SIGNED BY: Pedro Chavez (Tigers)
HOW OBTAINED: Signed by the Tigers as a non-drafted free agent on December 12, 2005.

CAREER HIGHLIGHTS:

2011: Led the New York-Penn League with three complete games and 76 strikeouts, while he finished second with 83.1 innings pitched, tied for fourth with six wins and finished 10th with a 2.81 ERA...third among all league starters with a .214 batting average against, while he finished fourth with 10.37 baserunners per nine innings and fifth with 8.21 strikeouts per nine innings...tabbed the New York-Penn League Pitcher of the Week for August 8-14 after he earned the win on August 8 as he blanked Lowell on one hit over seven innings of work...saw action in three games with Caracas in the Venezuelan Winter League following the season.

2010: Appeared in three games (two starts) with Caracas in the Venezuelan Winter League following the season.

2009: Tabbed Oneonta's Pitcher of the Year...tied for the lead in the New York-Penn League with two complete games, while he finished third with 35 walks allowed and 82.2 innings pitched...compiled a five-game winning streak July 15-August 19...tossed a four-hit shutout on August 19 versus Williamsport to tie for third in the league with one shutout... tied for fourth in the league with three wins during August...posted a 2.08 ERA (4.1IP/1ER) in four outings with Caracas in the Venezuelan Winter League following the season.

2008: Tied for third in the Gulf Coast League with five wins...fifth among league starters with a .221 batting average against.

2007: Led all Venezuelan Summer League pitchers with 34 total chances and 25 assists...won six straight starts June 20-July 21, compiling a 2.19 ERA (37.0IP/9ER) during the stretch.

Year	Club	W-L	ERA	G	GS	CG	SHO	SV	IP	H	AB	R	ER	HR	HB	BB	SO	WP	BK	AVG
2006	VSL Tigers	2-3	5.33	16	1	0	0	5	27.0	34	108	18	16	0	3	12	15	3	0	.315
2007	VSL Tigers	6-3	3.58	14	13	0	0	0	73.0	69	260	36	29	4	9	32	41	9	9	.265
2008	GCL Tigers	5-3	3.66	11	9	0	0	0	51.2	41	184	26	21	4	9	19	48	5	0	.223
2009	Oneonta	5-4	3.27	14	14	2	1	0	82.2	72	296	33	30	2	8	35	61	5	2	.243
	West Michigan	0-1	8.64	8	1	0	0	0	16.2	21	67	16	16	1	2	8	10	1	3	.313
2010	Connecticut	3-0	0.56	3	3	0	0	0	16.0	11	52	2	1	0	1	7	15	1	0	.212
	West Michigan	4-7	5.38	25	12	0	0	0	87.0	93	328	59	52	8	8	43	62	11	3	.284
2011	Connecticut	6-4	2.81	14	14	3	0	0	83.1	67	313	36	26	4	6	23	76	7	1	.214
	Lakeland	0-0	4.50	1	1	0	0	0	6.0	6	22	3	3	1	1	2	3	0	1	.273
MINOR LEAGUE TOTALS		31-25	3.94	106	68	5	1	5	443.1	414	1630	229	194	24	47	181	331	42	19	.254



SATTERWHITE, CODY ALLEN

RIGHTHANDED PITCHER

HEIGHT: 6-4
WEIGHT: 205
RECOMMENDED/SIGNED BY: Jim Rough (Tigers)
SCHOOL: University of Mississippi

BATS: R
THROWS: R

BORN: January 27, 1987 - Jackson, MS
RESIDENCE: Byram, MS

HOW OBTAINED: Selected by the Tigers in the second round of the June 2008 draft.

CAREER HIGHLIGHTS:

2011: Sidelined all season, with the exception of an injury rehab assignment with the Gulf Coast League Tigers, due to a right labrum tear.
2010: Sidelined for the entire season with a right shoulder rotator cuff strain.
2009: Rated as possessing the best fastball in the Eastern League by *Baseball America*...tied for fourth in the Eastern League with four saves during May, while he tied for fifth with four saves during July...sidelined both August 3-15 and August 26-September 8 with a right shoulder strain...named the 14th-best prospect in the Tigers organization following the season by *Baseball America*.
2008: Named the eighth-best prospect in the Tigers organization following the season by *Baseball America*...finished 3-5 with a 5.33 ERA (72.2IP/43ER) and 55 strikeouts in 16 games (14 starts) as a junior at the University of Mississippi.
2007: A Second-Team All-Southeastern Conference selection as a sophomore at the University of Mississippi, he compiled a 4-4 record, 3.31 ERA (54.1IP/20ER), four saves and 44 strikeouts in 27 appearances...saw action with the USA National Team at the Pan American Games during the summer, posting a 1-0 record, 2.55 ERA (17.2IP/5ER), four saves and 16 strikeouts in 14 outings.
2006: Tabbed a Freshman All-American by *Collegiate Baseball Magazine* and he earned Freshman All-Southeastern Conference honors after posting an 11-2 record, 5.00 ERA (63.0IP/35ER), two saves and 46 strikeouts in 23 games (seven starts) at the University of Mississippi.
2005: Selected by Cleveland in the 37th round of the June draft out of Hillcrest Christian High School, but he did not sign...named the Gatorade High School Player of the Year in Mississippi.

Year	Club	W-L	ERA	G	GS	CG	SHO	SV	IP	H	AB	R	ER	HR	HB	BB	SO	WP	BK	AVG
2008	GCL Tigers	0-0	0.00	3	0	0	0	1	2.1	4	10	0	0	0	0	1	2	2	0	.400
	Lakeland	0-0	4.42	17	0	0	0	2	18.1	16	69	10	9	0	0	12	22	3	0	.232
2009	Erie	4-6	3.47	34	0	0	0	12	49.1	46	187	22	19	5	0	27	52	12	1	.246
2010	Did not pitch - injured																			
2011	GCL Tigers#	0-0	3.60	8	0	0	0	1	10.0	13	40	7	4	0	0	2	10	0	0	.325
MINOR LEAGUE TOTALS		4-6	3.60	62	0	0	0	16	80.0	79	306	39	32	5	0	42	86	17	1	.258

SAUPOLD, WARWICK ANTHONY

RIGHTHANDED PITCHER

HEIGHT: 6-2
WEIGHT: 188
RECOMMENDED/SIGNED BY: Glenn Williams/Kevin Hooker (Tigers)

BATS: R
THROWS: R

BORN: January 16, 1990 - Redcliffe, Australia
RESIDENCE: Redcliffe, Australia

HOW OBTAINED: Signed by the Tigers as a non-drafted free agent on January 23, 2012.

CAREER HIGHLIGHTS:

2011: Started 10 games with Perth in the Australian Baseball League following the season, posting a 5-3 record, 1.41 ERA (70.0IP/11ER) and 53 strikeouts...led the league with a 1.41 ERA, while he tied for second with five wins and tied for third with 53 strikeouts.

Year	Club	W-L	ERA	G	GS	CG	SHO	SV	IP	H	AB	R	ER	HR	HB	BB	SO	WP	BK	AVG
(2012 will be first professional season)																				

SAYERS, AARON JOHN

SHORTSTOP

HEIGHT: 6-1
WEIGHT: 175
RECOMMENDED/SIGNED BY: Glenn Williams/Kevin Hooker (Tigers)

BATS: L
THROWS: R

BORN: May 25, 1994 - Melbourne, Australia
RESIDENCE: Greenvale, Australia

SCHOOL: Penleigh and Essendon Grammar School
HOW OBTAINED: Signed by the Tigers as a non-drafted free agent on April 21, 2011.

Year	Club	AVG	G	AB	R	H	TB	2B	3B	HR	RBI	SH	SF	HB	BB	SO	SB	CS	OBP	SLG	E
2011	ASL Tigers	.287	44	143	15	41	48	3	2	0	17	0	3	2	9	23	10	3	.331	.336	21

SCRAM, DEIK R.

OUTFIELDER

HEIGHT: 6-2
WEIGHT: 180
RECOMMENDED/SIGNED BY: Steve Taylor (Tigers)

BATS: L
THROWS: R

BORN: February 1, 1984 - Arkansas City, KS
RESIDENCE: Parkerfield, KS

SCHOOL: Oklahoma State University
HOW OBTAINED: Selected by the Tigers in the 18th round of the June 2006 draft.

CAREER HIGHLIGHTS:

2009: Selected to the Eastern League's mid-season all-star squad...second in the Eastern League with eight triples, while he was third with 20 home runs and fourth with a home run once every 22.05 at-bats and 121 strikeouts...tied for the league lead with seven home runs during August, while he tied for third with 58 total bases and 22 RBI.
2008: Fourth in the Eastern League with 127 strikeouts.
2007: Selected to the Midwest League's mid-season all-star squad, earning most valuable player honors in the league's all-star game...fourth in the Midwest League with a .370 batting average (30x81) in 23 games during May, while he finished fifth with a .343 batting average (34x99) in 25 games during June.
2006: Tied for fourth in the New York-Penn League with six triples...Second-Team All-Big 12 selection at Oklahoma State University after hitting .363 (61x168) with 37 runs scored, 13 doubles, seven triples, six home runs and 35 RBI in 57 games.
2005: Batted .458 with nine home runs, 51 RBI and 30 stolen bases at Cowley County Community College.
2004: Selected by the Milwaukee Brewers in the 45th round of the June draft, but he did not sign...hit .371 with seven triples, eight home runs and 12 stolen bases at Cowley County Community College.

PLAYER DEVELOPMENT
AND SCOUTING



TIGERS MINOR LEAGUE PLAYERS

(Scram, cont.)

Year	Club	AVG	G	AB	R	H	TB	2B	3B	HR	RBI	SH	SF	HB	BB	SO	SB	CS	OBP	SLG	E
2006	Oneonta	.281	59	235	30	66	96	12	6	2	29	2	2	5	26	62	3	7	.362	.409	4
2007	West Michigan	.327	73	266	45	87	119	14	6	2	24	3	2	2	40	54	14	5	.416	.447	1
	Lakeland	.283	41	152	25	43	69	9	4	3	13	0	0	0	17	29	7	3	.355	.454	2
2008	Erie	.253	131	482	70	122	193	24	4	13	69	2	6	5	57	127	14	3	.335	.400	9
2009	Erie	.252	121	441	75	111	210	23	8	20	70	6	6	1	63	121	9	2	.342	.476	4
2010	Erie	.221	80	263	32	58	103	18	3	7	34	1	1	6	38	84	14	4	.331	.392	2
	Toledo	.208	31	96	12	20	30	6	2	0	9	0	1	1	15	34	2	1	.319	.313	1
2011	Erie	.258	67	213	40	55	96	12	4	7	39	1	2	3	39	68	3	1	.377	.451	0
	Toledo	.267	21	45	4	12	20	5	0	1	4	0	0	0	13	10	0	0	.431	.444	0
MINOR LEAGUE TOTALS		.262	624	2193	333	574	936	123	37	55	291	15	20	23	308	589	66	26	.356	.427	23

SMITH, BRENNAN MICHAEL

RIGHTHANDED PITCHER

HEIGHT: 6-3 **BATS:** R **BORN:** August 4, 1989 - Sandusky, OH
WEIGHT: 205 **THROWS:** R **RESIDENCE:** Sandusky, OH
RECOMMENDED/SIGNED BY: Garrett Guest (Tigers)
SCHOOL: Bowling Green State University (OH)
HOW OBTAINED: Selected by the Tigers in the 33rd round of the June 2010 draft.

CAREER HIGHLIGHTS:

2011: Tabbed the Connecticut Pitcher of the Year...selected to the New York-Penn League's mid-season all-star squad...led the New York-Penn League with a 1.53 ERA and 94.0 innings pitched, while he tied for second with one shutout, tied for third with two complete games and finished fifth with 66 strikeouts...second among all league starters with 9.38 baserunners per nine innings, while he finished fifth with a .218 batting average against...topped all league pitchers with a 1.000 fielding percentage...named the Tigers Minor League Pitcher of the Month for August after posting a 3-0 record and 0.75 ERA (36.0IP/3ER) in five starts during the month.

2010: Tied for the lead in the New York-Penn League with seven losses and one complete game, while he tied for fourth with seven home runs allowed.

2009: Tabbed the Mid-American Conference Pitcher of the Year and an All-Mid-American Conference selection as a sophomore at Bowling Green State University after compiling an 8-4 record, 4.41 ERA (81.2IP/40ER) and 80 strikeouts in 15 starts.

Year	Club	W-L	ERA	G	GS	CG	SHO	SV	IP	H	AB	R	ER	HR	HB	BB	SO	WP	BK	AVG
2010	Connecticut	1-7	3.38	15	12	1	0	1	69.1	70	264	28	26	7	4	22	58	2	0	.265
2011	Connecticut	4-3	1.53	14	14	2	1	0	94.0	76	349	21	16	3	3	19	66	5	0	.218
	West Michigan	1-3	4.99	9	7	1	0	0	39.2	47	160	29	22	4	6	19	27	6	0	.294
MINOR LEAGUE TOTALS		6-13	2.84	38	33	4	1	1	203.0	193	773	78	64	14	13	60	151	13	0	.250

SMITH, CHAD DENNIS

RIGHTHANDED PITCHER

HEIGHT: 6-3 **BATS:** L **BORN:** October 2, 1989 - Thousand Oaks, CA
WEIGHT: 215 **THROWS:** R **RESIDENCE:** Thousand Oaks, CA
RECOMMENDED/SIGNED BY: Phil Huttman (Tigers)
SCHOOL: University of Southern California
HOW OBTAINED: Selected by the Tigers in the 17th round of the June 2011 draft.

CAREER HIGHLIGHTS:

2011: Posted a 1-2 record, 2.66 ERA (20.1IP/6ER) and 26 strikeouts in 19 outings as a junior at the University of Southern California.

2010: Finished 5-6 with a 4.47 ERA (56.1IP/28ER), two saves and 58 strikeouts in 23 appearances (six starts) during his sophomore season at the University of Southern California...appeared in 14 games with Peninsula in the Alaska Baseball League during the summer, posting a 1-1 record, 0.46 ERA (19.2IP/1ER), three saves and 22 strikeouts...named the seventh-best prospect in the league by *Baseball America*.

2009: Compiled a 3-4 record, 3.40 ERA (45.0IP/17ER), one save and 38 strikeouts in 18 outings (four starts) as a freshman at the University of Southern California...finished 2-3 with a 1.95 ERA (37.0IP/8ER), one save and 31 strikeouts in 11 appearances (six starts) with Peninsula in the Alaska Baseball League during the summer.

Year	Club	W-L	ERA	G	GS	CG	SHO	SV	IP	H	AB	R	ER	HR	HB	BB	SO	WP	BK	AVG
(2012 will be first professional season)																				

SMITH, LESLIE CARROLL (LES)

OUTFIELDER

HEIGHT: 6-1 **BATS:** L **BORN:** December 24, 1989 - Dyersburg, TN
WEIGHT: 190 **THROWS:** R **RESIDENCE:** Dyersburg, TN
RECOMMENDED/SIGNED BY: Marty Miller (Tigers)
SCHOOL: St. Louis Community College (MO)
HOW OBTAINED: Selected by the Tigers in the 27th round of the June 2010 draft.

CAREER HIGHLIGHTS:

2010: Batted .351 (66x188) with 43 runs scored, 25 doubles, four triples, six home runs and 46 RBI in 58 games during his sophomore season at St. Louis Community College.

Year	Club	AVG	G	AB	R	H	TB	2B	3B	HR	RBI	SH	SF	HB	BB	SO	SB	CS	OBP	SLG	E
2010	GCL Tigers	.368	5	19	5	7	12	2	0	1	7	0	1	0	2	0	0	0	.350	.632	0
	Connecticut	.185	27	81	4	15	21	4	1	0	2	1	1	0	6	31	1	0	.239	.259	1
2011	Connecticut	.143	25	56	5	8	13	2	0	1	6	0	1	0	5	16	0	3	.210	.232	2
MINOR LEAGUE TOTALS		.192	57	156	14	30	46	8	1	2	15	1	3	0	11	49	1	3	.241	.295	3

TIGERS MINOR LEAGUE PLAYERS



SMITH, PATRICK STANFORD

OUTFIELDER

HEIGHT: 6-1
 WEIGHT: 170
 RECOMMENDED/SIGNED BY: Jim Rough (Tigers)
 SCHOOL: Middle Georgia College
 HOW OBTAINED: Selected by the Tigers in the 14th round of the June 2011 draft.
 CAREER HIGHLIGHTS:

BATS: L
 THROWS: L
 BORN: October 11, 1991 - Atlanta, GA
 RESIDENCE: Stone Mountain, GA

2011: Led the Gulf Coast League with 207 at-bats, while he tied for the lead with 54 games played...topped all league outfielders with 128 putouts.

Year	Club	AVG	G	AB	R	H	TB	2B	3B	HR	RBI	SH	SF	HB	BB	SO	SB	CS	OBP	SLG	E
2011	GCL Tigers	.232	54	207	17	48	76	8	1	6	26	4	1	1	13	47	5	4	.279	.367	3

SOARES, RYAN MOORE PATRICK

INFIELDER

HEIGHT: 6-1
 WEIGHT: 195
 RECOMMENDED/SIGNED BY: Bill Buck (Tigers)
 SCHOOL: George Mason University (DC)
 HOW OBTAINED: Selected by the Tigers in the 36th round of the June 2010 draft.
 CAREER HIGHLIGHTS:

BATS: R
 THROWS: R
 BORN: July 10, 1987 - Boston, MA
 RESIDENCE: Harwich, MA

2010: Tabbed the Colonial Athletic Association Player of the Year as a senior at George Mason University after hitting .438 (85x194) with 57 runs scored, 29 doubles, two triples, 13 home runs and 71 RBI in 48 games.

2009: Earned Third-Team All-Colonial Athletic Association honors after batting .318 (67x211) with 38 runs scored, 16 doubles, a triple, 11 home runs and 42 RBI in 52 games during his junior season at George Mason University.

2008: Hit .315 (76x241) with 44 runs scored, 15 doubles, a triple, seven home runs and 49 RBI in 55 games during his sophomore season at George Mason University.

Year	Club	AVG	G	AB	R	H	TB	2B	3B	HR	RBI	SH	SF	HB	BB	SO	SB	CS	OBP	SLG	E
2010	Connecticut	.220	38	127	14	28	36	5	0	1	8	1	1	0	5	23	3	2	.248	.283	6
2011	GCL Tigers	.118	6	17	2	2	6	1	0	1	2	0	0	0	1	6	0	0	.167	.353	0
	West Michigan	.000	2	6	1	0	0	0	0	0	0	0	0	1	0	0	0	0	.143	.000	0
	Lakeland	.263	18	57	8	15	26	2	0	3	6	0	0	3	1	11	0	0	.311	.456	2
MINOR LEAGUE TOTALS		.217	64	207	25	45	68	8	0	5	16	1	1	4	7	40	3	2	.256	.329	8

SOLANO, GREGORIO ELIAS

RIGHTHANDED PITCHER

HEIGHT: 6-3
 WEIGHT: 180
 RECOMMENDED/SIGNED BY: Carlos Santana/Ramon Perez/Miguel Garcia (Tigers)
 HOW OBTAINED: Signed by the Tigers as a non-drafted free agent on December 16, 2009.
 CAREER HIGHLIGHTS:

BATS: R
 THROWS: R
 BORN: September 7, 1992 - San Jose de Ocoa, DR
 RESIDENCE: San Jose de Ocoa, DR

Year	Club	W-L	ERA	G	GS	CG	SHO	SV	IP	H	AB	R	ER	HR	HB	BB	SO	WP	BK	AVG
2010	DSL Tigers	0-2	4.61	6	3	0	0	0	13.2	13	55	9	7	0	3	7	14	6	0	.236
2011	DSL Tigers	3-5	4.75	10	10	0	0	0	41.2	33	155	29	22	0	8	23	37	13	1	.213
MINOR LEAGUE TOTALS		3-7	4.72	16	13	0	0	0	55.1	46	210	38	29	0	11	30	51	19	1	.219

SOLEDAD, JOSE ALEJANDRO

INFIELDER

HEIGHT: 5-11
 WEIGHT: 165
 RECOMMENDED/SIGNED BY: Jesus Garces (Tigers)
 HOW OBTAINED: Signed by the Tigers as a non-drafted free agent on July 22, 2008.
 CAREER HIGHLIGHTS:

BATS: R
 THROWS: R
 BORN: July 22, 1992 - Aragua, VZ
 RESIDENCE: Aragua, VZ

2011: Third in the Venezuelan Summer League with 249 at-bats, while he finished fourth with 78 hits and 112 total bases, tied for fourth with 17 doubles and tied for fifth with 44 runs scored, 39 RBI and 23 extra-base hits.

2010: Led all Venezuelan Summer League third basemen with 17 errors.

Year	Club	AVG	G	AB	R	H	TB	2B	3B	HR	RBI	SH	SF	HB	BB	SO	SB	CS	OBP	SLG	E
2009	VSL Tigers	.194	49	129	9	25	30	2	0	1	19	2	0	0	2	24	2	0	.206	.233	20
2010	VSL Tigers	.295	57	210	26	62	76	9	1	1	25	1	1	7	9	26	1	5	.344	.362	19
2011	VSL Tigers	.313	67	249	44	78	112	17	1	5	39	3	4	2	21	30	15	5	.366	.450	11
MINOR LEAGUE TOTALS		.281	173	588	79	165	218	28	2	7	83	6	5	9	32	80	18	10	.325	.371	50

SORENSEN, MARK A.

RIGHTHANDED PITCHER

HEIGHT: 6-3
 WEIGHT: 205
 RECOMMENDED/SIGNED BY: Tom Osowski (Tigers)
 SCHOOL: Michigan State University
 HOW OBTAINED: Selected by the Tigers in the 32nd round of the June 2008 draft.
 CAREER HIGHLIGHTS:

BATS: R
 THROWS: R
 BORN: February 21, 1986 - Lake Forest, IL
 RESIDENCE: Northville, MI

2011: Tied for fourth in the Florida State League with one complete game...tied for fifth in the Eastern League with one complete game and 17 home runs allowed.

PLAYER DEVELOPMENT
AND SCOUTING



TIGERS MINOR LEAGUE PLAYERS

(Sorensen, cont.)

2010: Tied for second in the Florida State League with one complete game, while he tied for fourth with 12 losses and 11 home runs allowed, finished fifth with 147.1 innings pitched and tied for fifth with 10 wins.

2009: Tied for the lead among all Midwest League pitchers with three double plays...compiled an eight-game winning streak June 10-July 28, tied for the longest such streak in the league...tied for third in the league with three wins during June...went the distance to earn the win on July 28 versus Burlington to tie for fourth in the league with one complete game...tabbed the Tigers Minor League Pitcher of the Month for July after posting a 5-0 record and 1.60 ERA (45.0IP/8ER) in six starts...tied for the league lead with five wins during July, while he finished ninth with a 1.60 ERA.

2008: Tied for 14th in the New York-Penn League with a 2.49 ERA (21.2IP/6ER) in five games (four starts) during August...a Third-Team All-Big Ten Conference selection after going 3-6 with a 3.95 ERA (54.2IP/24ER) in 12 games (11 starts) at Michigan State University.

2006: Finished 6-0 with a 1.71 ERA (47.1IP/9ER) in seven starts for Columbus in the Great Lakes League during the summer as he was tabbed the Tigers' pitcher of the year...named the 10th-best prospect in the Great Lakes League by *Baseball America*.

MISCELLANEOUS: Is the son of Lary, a former major league pitcher and Tigers broadcaster.

Year	Club	W-L	ERA	G	GS	CG	SHO	SV	IP	H	AB	R	ER	HR	HB	BB	SO	WP	BK	AVG
2008	Oneonta	3-3	3.66	13	12	0	0	0	59.0	77	244	29	24	2	5	13	39	2	0	.316
2009	West Michigan	8-2	2.44	14	14	1	0	0	92.1	83	331	31	25	3	4	20	52	5	0	.251
	Lakeland	1-2	6.88	7	7	0	0	0	34.0	57	159	29	26	7	2	7	17	5	0	.358
2010	Lakeland	10-12	4.03	27	25	1	0	0	147.1	160	580	76	66	11	5	29	113	3	0	.276
2011	Lakeland	3-4	4.44	9	9	1	0	0	48.2	64	206	37	24	5	0	9	27	1	0	.311
	Erie	7-7	6.49	17	17	1	0	0	97.0	121	393	78	70	17	4	26	56	3	2	.308
MINOR LEAGUE TOTALS		32-30	4.42	87	84	4	0	0	478.1	562	1913	280	235	45	20	104	304	19	2	.294

SOTO, ERICK RAMON

SHORTSTOP

HEIGHT: 5-11

BATS: R

BORN: September 21, 1992 - Delta Amacuro, VZ

WEIGHT: 170

THROWS: R

RESIDENCE: Delta Amacuro, VZ

RECOMMENDED/SIGNED BY: German Robles/Pedro Chavez/Miguel Garcia (Tigers)

SCHOOL: U.E. Talento Deportivo

HOW OBTAINED: Signed by the Tigers as a non-drafted free agent on July 7, 2009.

CAREER HIGHLIGHTS:

2011: Sidelined for the entire season due to a concussion.

2010: Second in the Venezuelan Summer League with 234 at-bats and 18 doubles.

Year	Club	AVG	G	AB	R	H	TB	2B	3B	HR	RBI	SH	SF	HB	BB	SO	SB	CS	OBP	SLG	E
2010	VSL Tigers	.231	62	234	22	54	75	18	0	1	25	5	1	3	24	37	4	0	.309	.321	25
2011	Did not play - injured																				
MINOR LEAGUE TOTALS		.231	62	234	22	54	75	18	0	1	25	5	1	3	24	37	4	0	.309	.321	25

STROUD, BRIAN M.

RIGHTHANDED PITCHER

HEIGHT: 6-4

BATS: R

BORN: October 18, 1988 - Joliet, IL

WEIGHT: 215

THROWS: R

RESIDENCE: Joliet, IL

RECOMMENDED/SIGNED BY: Garrett Guest (Tigers)

SCHOOL: Western Michigan University

HOW OBTAINED: Selected by the Tigers in the 31st round of the June 2011 draft.

CAREER HIGHLIGHTS:

2011: Earned Second-Team All-Mid-American Conference honors as a junior at Western Michigan University after posting an 8-4 record, 3.20 ERA (101.1IP/36ER) and 74 strikeouts in 15 starts.

2008: Garnered All-Mid-American Conference honors and he was named the Mid-American Conference Freshman of the Year after he posted a 6-0 record, 4.02 ERA (62.2IP/28ER) and 53 strikeouts in 13 outings (11 starts) at Western Michigan University.

Year	Club	W-L	ERA	G	GS	CG	SHO	SV	IP	H	AB	R	ER	HR	HB	BB	SO	WP	BK	AVG
2011	GCL Tigers	1-4	2.76	6	6	0	0	0	32.2	27	122	16	10	5	1	6	29	1	0	.221
	West Michigan	0-2	4.95	4	4	0	0	0	20.0	27	85	14	11	3	0	6	10	1	1	.318
	Lakeland	0-3	8.27	3	3	0	0	0	16.1	26	72	16	15	4	1	3	13	0	0	.361
MINOR LEAGUE TOTALS		1-9	4.70	13	13	0	0	0	69.0	80	279	46	36	12	2	15	52	2	1	.287

SUAREZ, EUGENIO ALEJANDRO

SHORTSTOP

HEIGHT: 6-0

BATS: S

BORN: July 18, 1991 - Edo Bolivar, VZ

WEIGHT: 178

THROWS: R

RESIDENCE: Edo Bolivar, VZ

RECOMMENDED/SIGNED BY: Alejandro Rodriguez (Tigers)

HOW OBTAINED: Signed by the Tigers as a non-drafted free agent on October 9, 2008.

CAREER HIGHLIGHTS:

2010: Tabbed the Venezuelan Summer League Tigers Player of the Year...finished fourth in the Venezuelan Summer League with 70 hits, while he tied for eighth with a .311 batting average...named the 28th-best prospect in the Tigers organization following the season by *Baseball America*.

2009: Hit by a pitch 15 times, tops in the Venezuelan Summer League.

TIGERS MINOR LEAGUE PLAYERS



(Suarez, cont.)

Year	Club	AVG	G	AB	R	H	TB	2B	3B	HR	RBI	SH	SF	HB	BB	SO	SB	CS	OBP	SLG	E
2009	VSL Tigers	.262	57	206	29	54	72	9	3	1	15	1	1	15	17	32	8	4	.360	.350	14
2010	VSL Tigers	.311	61	225	32	70	89	12	2	1	18	4	2	7	23	44	8	6	.389	.396	12
2011	GCL Tigers	.341	12	44	11	15	28	7	0	2	9	1	0	2	3	4	2	0	.408	.636	5
	Connecticut	.250	58	204	37	51	87	11	5	5	24	3	0	4	18	43	9	5	.323	.426	19
MINOR LEAGUE TOTALS		.280	188	679	109	190	276	39	10	9	66	9	3	28	61	123	27	15	.362	.406	50

TENIA, GABRIEL ANTONIO

CATCHER/FIRST BASEMAN

HEIGHT: 6-1

BATS: R

BORN: January 18, 1993 - Guacara, VZ

WEIGHT: 190

THROWS: R

RESIDENCE: San Joaquin, VZ

RECOMMENDED/SIGNED BY: Pedro Chavez (Tigers)

SCHOOL: U.E. Padre Domingo Segado

HOW OBTAINED: Signed by the Tigers as a non-drafted free agent on February 9, 2010.

CAREER HIGHLIGHTS:

2011: Tied for fourth in the Venezuelan Summer League with seven home runs.

2010: Second in the Venezuelan Summer League with 62 strikeouts, while he was third with a home run once every 33.00 at-bats and tied for third with six home runs...led all league catchers with 38 assists.

Year	Club	AVG	G	AB	R	H	TB	2B	3B	HR	RBI	SH	SF	HB	BB	SO	SB	CS	OBP	SLG	E
2010	VSL Tigers	.202	56	198	26	40	66	8	0	6	27	1	1	8	15	62	1	2	.284	.333	5
2011	VSL Tigers	.211	48	161	20	34	60	5	0	7	25	0	3	5	13	43	0	0	.286	.373	7
MINOR LEAGUE TOTALS		.206	104	359	46	74	126	13	0	13	52	1	4	13	28	105	1	2	.285	.351	12

TEUFEL, SHAWN MICHAEL

LEFTHANDED PITCHER

HEIGHT: 6-3

BATS: L

BORN: July 16, 1986 - Greenwich, CT

WEIGHT: 215

THROWS: L

RESIDENCE: Palm Beach Gardens, FL

RECOMMENDED/SIGNED BY: Bill Buck (Tigers)

SCHOOL: Liberty University (VA)

HOW OBTAINED: Selected by the Tigers in the 25th round of the June 2010 draft.

CAREER HIGHLIGHTS:

2011: Tied for fourth in the Florida State League with one complete game...rated as possessing the best slider in the Tigers organization following the season by *Baseball America*...saw action in three games (two starts) with Caracas in the Venezuelan Winter League following the season.

2010: Earned All-Big South Conference honors as a senior at Liberty University after posting a 10-4 record, 2.44 ERA (103.1IP/28ER) and 92 strikeouts in 15 starts.

2009: Finished 9-2 with a 4.33 ERA (72.2IP/35ER) and 72 strikeouts in 14 outings (12 starts) during his junior season at Liberty University to earn All-Big South Conference honors.

2008: Saw action with Alaska in the Alaska League during the summer, compiling a 0-1 record and 3.09 ERA (43.2IP/15ER) in eight games.

MISCELLANEOUS: His father Tim Teufel played 11 seasons at the major league level.

Year	Club	W-L	ERA	G	GS	CG	SHO	SV	IP	H	AB	R	ER	HR	HB	BB	SO	WP	BK	AVG
2010	Connecticut	0-0	3.00	2	0	0	0	0	3.0	3	12	1	1	0	1	2	6	0	0	.250
	West Michigan	1-1	2.60	9	0	0	0	0	17.1	11	61	6	5	1	1	8	14	0	0	.180
	Lakeland	0-0	2.45	9	1	0	0	0	14.2	12	54	5	4	1	0	5	19	1	0	.222
2011	Lakeland	4-5	3.78	22	10	1	0	0	81.0	74	306	37	34	10	5	26	46	11	2	.242
	Toledo	1-0	0.00	1	1	0	0	0	6.0	3	22	0	0	0	0	3	7	1	0	.136
MINOR LEAGUE TOTALS		6-6	3.25	43	12	1	0	0	122.0	103	455	49	44	12	7	44	92	13	2	.226

THIGPEN, WESLEY J. (WES)

CATCHER

HEIGHT: 6-0

BATS: R

BORN: June 20, 1989 - Kenner, LA

WEIGHT: 200

THROWS: R

RESIDENCE: Luling, LA

RECOMMENDED/SIGNED BY: Bryson Barber (Tigers)

SCHOOL: Mississippi State University

HOW OBTAINED: Signed by the Tigers as a non-drafted free agent on June 16, 2011.

Year	Club	AVG	G	AB	R	H	TB	2B	3B	HR	RBI	SH	SF	HB	BB	SO	SB	CS	OBP	SLG	E
2011	GCL Tigers	.250	31	92	13	23	33	4	0	2	7	3	0	1	6	7	0	0	.303	.359	2

TODD, JADE A.

LEFTHANDED PITCHER

HEIGHT: 6-2

BATS: L

BORN: March 22, 1990 - Jefferson County, AL

WEIGHT: 225

THROWS: L

RESIDENCE: Bessemer, AL

RECOMMENDED/SIGNED BY: Jim Rough (Tigers)

SCHOOL: Shades Valley High School (AL)

HOW OBTAINED: Selected by the Tigers in the seventh round of the June 2008 draft.

CAREER HIGHLIGHTS:

2010: Tied for fourth in the Midwest League with one complete game.

2009: Sidelined April 23-August 22 with a left shoulder strain.

2008: Compiled a 7-3 record, 1.04 ERA and 96 strikeouts as a senior at Shades Valley High School.

PLAYER DEVELOPMENT
AND SCOUTING



TIGERS MINOR LEAGUE PLAYERS

(Todd, cont.)

Year	Club	W-L	ERA	G	GS	CG	SHO	SV	IP	H	AB	R	ER	HR	HB	BB	SO	WP	BK	AVG
2008	GCL Tigers	3-1	2.34	12	5	0	0	0	42.1	35	155	15	11	2	3	18	48	5	0	.226
2009	GCL Tigers#	0-0	1.80	2	0	0	0	0	5.0	3	17	1	1	1	0	2	6	0	1	.176
	West Michigan	0-1	4.41	6	1	0	0	0	16.1	16	61	10	8	0	1	10	7	0	0	.262
2010	GCL Tigers	2-0	2.25	5	5	0	0	0	24.0	19	88	6	6	1	1	5	22	0	1	.216
	West Michigan	0-8	5.11	14	14	1	0	0	68.2	78	272	43	39	6	0	24	56	3	0	.287
2011	GCL Tigers	2-0	1.08	4	0	0	0	0	8.1	5	28	1	1	0	0	1	5	1	0	.179
	West Michigan	2-1	3.99	17	0	0	0	2	29.1	28	111	14	13	1	2	8	25	3	1	.252
MINOR LEAGUE TOTALS		9-11	3.66	60	25	1	0	2	194.0	184	732	90	79	11	7	68	169	12	3	.251

TORREALBA, MICHAEL DEIVIS

RIGHTHANDED PITCHER

HEIGHT: 5-11
WEIGHT: 200

BATS: R
THROWS: R

BORN: November 19, 1989 - Maracay, VZ
RESIDENCE: Aragua, VZ

RECOMMENDED/SIGNED BY: Jesus Garces (Tigers)

HOW OBTAINED: Signed by the Tigers as a non-drafted free agent on July 4, 2006.

CAREER HIGHLIGHTS:

2011: Posted a 3.86 ERA (7.0IP/3ER) in seven outings with La Guaira in the Venezuelan Winter League following the season.

2009: Fourth among all New York Penn-League relievers with 11.10 strikeouts per nine innings...appeared in one game with La Guaira in the Venezuelan Winter League following the season.

2008: Led the Venezuelan Summer League with 21 wild pitches, while he tied for second with 62 strikeouts...led all league relievers with a .169 batting average against and 11.63 strikeouts per nine innings, while he was fifth with 9.56 baserunners per nine innings...tied for second in the league with 24 strikeouts during June, while he finished fourth with 21 strikeouts during May...tied for second in the league with four saves during July.

Year	Club	W-L	ERA	G	GS	CG	SHO	SV	IP	H	AB	R	ER	HR	HB	BB	SO	WP	BK	AVG
2007	VSL Tigers	2-2	5.65	15	3	0	0	0	28.2	27	106	19	18	0	5	20	19	12	1	.255
2008	VSL Tigers	4-1	2.06	20	0	0	0	4	48.0	28	166	17	11	3	2	21	62	21	1	.169
2009	Oneonta	2-1	2.78	23	0	0	0	2	35.2	24	122	12	11	1	1	18	44	3	0	.197
2010	Connecticut	0-2	1.83	9	0	0	0	2	19.2	12	66	4	4	1	1	7	24	4	0	.182
	Lakeland	1-2	5.32	12	0	0	0	0	22.0	24	87	15	13	1	3	4	20	1	0	.276
2011	West Michigan	5-3	2.22	43	1	0	0	9	81.0	68	296	26	20	5	3	33	89	12	1	.230
MINOR LEAGUE TOTALS		14-11	2.95	122	4	0	0	17	235.0	183	843	93	77	11	15	103	258	53	3	.217

TOVAR, ORVIN

OUTFIELDER

HEIGHT: 5-11
WEIGHT: 180

BATS: R
THROWS: R

BORN: August 6, 1993 - Valencia, VZ
RESIDENCE: Edo Carabobo, VZ

RECOMMENDED/SIGNED BY: Pedro Chavez (Tigers)

SCHOOL: Aquiles Nazoa

HOW OBTAINED: Signed by the Tigers as a non-drafted free agent on February 7, 2011.

CAREER HIGHLIGHTS:

2011: Tied for fifth in the Venezuelan Summer League with 36 walks.

Year	Club	AVG	G	AB	R	H	TB	2B	3B	HR	RBI	SH	SF	HB	BB	SO	SB	CS	OBP	SLG	E
2011	VSL Tigers	.213	67	240	37	51	71	10	2	2	29	0	3	3	36	34	5	3	.319	.296	2

USTARIZ, JESUS ALBERTO

FIRST BASEMAN/THIRD BASEMAN

HEIGHT: 6-0
WEIGHT: 170

BATS: R
THROWS: R

BORN: April 26, 1993 - Caracas, VZ
RESIDENCE: Estado Miranda, VZ

RECOMMENDED/SIGNED BY: Pedro Chavez/Oscar Garcia (Tigers)

HOW OBTAINED: Signed by the Tigers as a non-drafted free agent on July 6, 2009.

CAREER HIGHLIGHTS:

2011: Tied for seventh in the Venezuelan Summer League with a .324 batting average.

Year	Club	AVG	G	AB	R	H	TB	2B	3B	HR	RBI	SH	SF	HB	BB	SO	SB	CS	OBP	SLG	E
2010	VSL Tigers	.281	48	171	23	48	62	8	0	2	18	0	0	2	23	20	1	3	.372	.363	19
2011	VSL Tigers	.324	50	176	25	57	80	12	1	3	22	0	2	5	14	21	3	0	.386	.455	3
MINOR LEAGUE TOTALS		.303	98	347	48	105	142	20	1	5	40	0	2	7	37	41	4	3	.379	.409	22

VALDEZ, JOSE ALFREDO

RIGHTHANDED PITCHER

HEIGHT: 6-1
WEIGHT: 167

BATS: R
THROWS: R

BORN: March 1, 1990 - Don Gregorio de Nizao, DR
RESIDENCE: Don Gregorio de Nizao, DR

RECOMMENDED/SIGNED BY: Carlos Santana/Ramon Perez/Miguel Garcia (Tigers)

HOW OBTAINED: Signed by the Tigers as a non-drafted free agent on June 4, 2009.

CAREER HIGHLIGHTS:

2010: Selected to the Dominican Summer League's mid-season all-star squad...finished fourth in the league with 14 saves.

TIGERS MINOR LEAGUE PLAYERS



(Valdez, cont.)

Year	Club	W-L	ERA	G	GS	CG	SHO	SV	IP	H	AB	R	ER	HR	HB	BB	SO	WP	BK	AVG
2009	DSL Tigers	4-5	5.23	26	0	0	0	4	31.0	25	108	24	18	2	3	23	30	8	2	.231
2010	DSL Tigers	1-1	2.18	17	0	0	0	11	20.2	11	69	6	5	0	2	13	21	4	0	.159
2011	DSL Tigers	1-1	2.29	18	0	0	0	9	19.2	13	68	5	5	0	2	10	27	2	1	.191
MINOR LEAGUE TOTALS		6-7	3.53	61	0	0	0	24	71.1	49	245	35	28	2	7	46	78	14	3	.200

VASQUEZ, ANGEL DE JESUS

RIGHTHANDED PITCHER

HEIGHT: 6-5 **BATS:** R **BORN:** October 8, 1993 - Ocumare de la Costa, VZ
WEIGHT: 190 **THROWS:** R **RESIDENCE:** Edo Aragua, VZ
RECOMMENDED/SIGNED BY: Alejandro Rodriguez (Tigers)
SCHOOL: Jesus Ituzzarta
HOW OBTAINED: Signed by the Tigers as a non-drafted free agent on January 24, 2011.

Year	Club	W-L	ERA	G	GS	CG	SHO	SV	IP	H	AB	R	ER	HR	HB	BB	SO	WP	BK	AVG
2011	VSL Tigers	0-4	8.84	14	2	0	0	0	19.1	33	86	22	19	1	2	14	8	7	0	.384

VASQUEZ, DANRY JOSUE

OUTFIELDER

HEIGHT: 6-3 **BATS:** L **BORN:** January 8, 1994 - Miranda, VZ
WEIGHT: 176 **THROWS:** R **RESIDENCE:** Miranda, VZ
RECOMMENDED/SIGNED BY: Oscar Garcia/Pedro Chavez/Miguel Garcia/Tom Moore (Tigers)
SCHOOL: Colegio Privado Nuestros Simbolos
HOW OBTAINED: Signed by the Tigers as a non-drafted free agent on July 2, 2010.

CAREER HIGHLIGHTS:

2011: Tied for the lead in the Gulf Coast League with 54 games played, while he finished second with 206 at-bats...named the 10th-best prospect in the Gulf Coast League and the 18th-best prospect in the Tigers organization following the season by *Baseball America*.
2010: Named the 24th-best prospect in the Tigers organization following the season by *Baseball America*.

Year	Club	AVG	G	AB	R	H	TB	2B	3B	HR	RBI	SH	SF	HB	BB	SO	SB	CS	OBP	SLG	E
2011	GCL Tigers	.272	54	206	25	56	72	8	1	2	30	5	2	4	7	34	3	2	.306	.350	1

VOSS, JAY C.

LEFTHANDED PITCHER

HEIGHT: 6-4 **BATS:** L **BORN:** April 22, 1987 - Breese, IL
WEIGHT: 195 **THROWS:** L **RESIDENCE:** Breese, IL
RECOMMENDED/SIGNED BY: (Tigers)
SCHOOL: Kaskaskia Junior College (IL)
HOW OBTAINED: Acquired by the Tigers from Florida, in exchange for Nate Robertson and cash considerations on March 30, 2010.

CAREER HIGHLIGHTS:

2011: Tabbed Erie's Pitcher of the Year...eighth in the Eastern League with a 3.67 ERA...third among all Eastern League starters with 10.61 baserunners per nine innings, while he finished fourth with a .228 batting average against...tabbed the Eastern League Pitcher of the Week for August 15-21 as he won both of his starts and posted 13 strikeouts in 12.0 scoreless innings...started four games with Aguilas in the Venezuelan Winter League following the season.
2009: Named the 23rd-best prospect in the Marlins organization following the season by *Baseball America*.
2007: Selected by Florida in the eighth round of the June draft...tied for fourth in the New York-Penn League with seven losses.

Year	Club	W-L	ERA	G	GS	CG	SHO	SV	IP	H	AB	R	ER	HR	HB	BB	SO	WP	BK	AVG
2007	Jamestown	0-7	7.63	15	11	0	0	0	48.1	78	214	45	41	5	2	21	35	1	0	.364
2008	Greensboro	3-6	6.39	26	11	0	0	0	69.0	106	299	56	49	8	3	24	55	4	0	.355
2009	Jupiter	0-1	2.03	10	0	0	0	0	13.1	14	52	5	3	0	0	3	10	0	0	.269
	Jacksonville	3-0	2.97	30	0	0	0	1	36.1	26	130	14	12	2	0	15	36	2	0	.200
2010	Lakeland	0-1	1.40	11	0	0	0	2	19.1	16	70	5	3	2	0	2	16	1	0	.229
	Erie	2-3	5.81	33	0	0	0	1	48.0	61	191	39	31	6	2	25	33	3	0	.319
2011	Lakeland	3-0	3.21	8	6	0	0	0	33.2	33	129	13	12	0	2	7	30	0	0	.256
	Erie	9-7	3.67	19	19	1	1	0	115.1	96	421	50	47	11	3	37	101	5	0	.228
MINOR LEAGUE TOTALS		20-25	4.65	152	47	1	1	4	383.1	430	1506	227	198	34	12	134	316	16	0	.286

WAITE, ROBERT STUART (ROB)

RIGHTHANDED PITCHER

HEIGHT: 6-3 **BATS:** R **BORN:** January 9, 1987 - Fresno, CA
WEIGHT: 210 **THROWS:** R **RESIDENCE:** San Ramon, CA
RECOMMENDED/SIGNED BY: Tim McWilliam (Tigers)
SCHOOL: University of California-Riverside
HOW OBTAINED: Selected by the Tigers in the 17th round of the June 2008 draft.

CAREER HIGHLIGHTS:

2011: Saw action in nine games with Salt River in the Arizona Fall League following the season.
2010: Appeared in three games (two starts) with Aragua in the Venezuelan Winter League following the season.
2009: Finished 11th in the Midwest League with a 2.30 ERA (27.1IP/7ER) in nine outings (two starts) during August.
2008: Finished 2-4 with a 6.35 ERA (39.2IP/28ER) in 27 games (two starts) as a junior at the University of California-Riverside.
2007: Earned Second-Team All-South Coast Conference honors as a sophomore at Chabot College after compiling a 6-2 record, 2.24 ERA (52.1IP/13ER) and 42 strikeouts in 14 games (seven starts).

PLAYER DEVELOPMENT
AND SCOUTING



TIGERS MINOR LEAGUE PLAYERS

(Waite, cont.)

Year	Club	W-L	ERA	G	GS	CG	SHO	SV	IP	H	AB	R	ER	HR	HB	BB	SO	WP	BK	AVG
2008	GCL Tigers	1-3	4.67	17	0	0	0	2	27.0	27	107	15	14	1	2	12	25	3	0	.252
2009	West Michigan	1-1	4.56	24	3	0	0	2	53.1	50	206	28	27	1	3	16	39	4	0	.243
	Lakeland	1-0	3.86	10	0	0	0	0	16.1	13	61	7	7	1	1	6	3	2	0	.213
2010	Lakeland	2-2	3.64	25	0	0	0	0	42.0	35	158	22	17	2	4	13	39	3	0	.222
	Erie	0-0	2.66	12	0	0	0	0	20.1	16	77	14	6	1	0	7	14	1	0	.208
2011	Erie	4-4	4.56	40	1	0	0	2	75.0	87	293	43	38	6	4	29	63	7	2	.297
MINOR LEAGUE TOTALS		9-10	4.19	128	4	0	0	6	234.0	228	902	129	109	12	14	83	183	20	2	.253

WEBER, THAD G.

RIGHTHANDED PITCHER

HEIGHT: 6-2 **BATS:** R **BORN:** September 28, 1984 - Seward, NE
WEIGHT: 205 **THROWS:** R **RESIDENCE:** Lincoln, NE

RECOMMENDED/SIGNED BY: Chris Wimmer (Tigers)

SCHOOL: University of Nebraska

HOW OBTAINED: Selected by the Tigers in the 16th round of the June 2008 draft.

CAREER HIGHLIGHTS:

2011: Second in the International League with 28 home runs allowed...compiled a 0-1 record, 3.45 ERA (31.1IP/12ER) and 23 strikeouts in seven starts with Caracas in the Venezuelan Winter League following the season.

2010: Led the Eastern League with 167.2 innings pitched, while he tied for third with two complete games, tied for fourth with 12 losses and tied for fifth with 17 home runs allowed...tabbed the International League Pitcher of the Week for August 30-September 5 after he picked up the win in both of his starts and compiled a 1.20 ERA (15.0IP/2ER)...started five games with Caracas in the Venezuelan Winter League following the season, posting a 4-1 record and 2.32 ERA (23.0IP/6ER).

2009: Selected to the Florida State League's mid-season all-star squad...third in the Florida State League with a 0.75 ERA (24.0IP/2ER) in four starts during April...tied for fourth in the Eastern League with three wins during July...tabbed the Eastern League Pitcher of the Week for August 17-23 after he fanned 10 batters as he fired a no-hitter on August 22 versus Akron...tied for second in the league with one shutout, while he tied for fifth with one complete game...selected the Tigers Minor League Pitcher of the Month for August after compiling a 3-0 record and 3.13 ERA (31.2IP/11ER) in five starts...tied for fifth in the league with three wins during August, while he finished 14th with a 3.13 ERA...saw action in eight games with Peoria in the Arizona Fall League following the season, posting a 4.50 ERA (12.0IP/6ER) and 13 strikeouts.

2008: Finished 12th in the Midwest League with a 2.49 ERA (25.1IP/7ER) in five starts during August...a Second-Team All-Big 12 Conference selection as a senior at the University of Nebraska after posting a 9-5 record, 6.15 ERA (79.0IP/54ER) and 72 strikeouts in 15 games (14 starts)...a Second-Team Big 12 Conference all-academic selection.

2007: Selected by Cincinnati in the 35th round of the June draft, but he did not sign...finished 1-2 with a 5.62 ERA (24.0IP/15ER), three saves and 30 strikeouts in 21 games (one start) as a junior at the University of Nebraska...saw action in nine games (eight starts) with Beatrice in the MINK League during the summer, compiling a 7-0 record, 0.78 ERA (46.0IP/4ER), one save and 48 strikeouts...named the fifth-best prospect in the league by *Baseball America*.

2006: Tabbed the Jayhawk West Player of the Year and All-Jayhawk West Conference as a pitcher and first baseman at Hutchinson Community College...hit .453 with 27 doubles, six home runs and 63 RBI...went 10-0 with a 2.70 ERA (63.1IP/19ER) and 66 strikeouts...went 5-2 with a 2.56 ERA (45.2IP/13ER) and 32 strikeouts in eight games (seven starts) for Beatrice in the MINK League during the summer.

2005: Hit .380 with nine home runs and 45 RBI at Hutchinson Community College, in addition to compiling a 4-3 record, 4.79 ERA (47.0IP/25ER) and 38 strikeouts.

Year	Club	W-L	ERA	G	GS	CG	SHO	SV	IP	H	AB	R	ER	HR	HB	BB	SO	WP	BK	AVG
2008	GCL Tigers	0-0	0.00	2	1	0	0	0	4.0	1	13	0	0	0	0	0	9	0	0	.077
	West Michigan	1-4	2.56	11	11	0	0	0	56.1	46	210	20	16	3	3	11	49	5	1	.219
2009	Lakeland	4-4	2.13	12	12	1	0	0	67.2	54	249	19	16	6	1	11	40	5	0	.217
	Erie	7-3	4.06	13	13	1	1	0	75.1	78	286	38	34	7	4	18	44	2	0	.273
2010	Erie	9-12	4.08	25	25	2	0	0	167.2	176	644	87	76	17	8	41	113	7	1	.273
	Toledo	2-1	1.64	3	3	0	0	0	22.0	14	75	4	4	2	0	3	17	2	0	.187
2011	Toledo	5-11	5.65	27	27	1	0	0	151.1	176	606	98	95	28	5	49	111	4	1	.290
MINOR LEAGUE TOTALS		28-35	3.98	93	92	5	1	0	544.1	545	2083	266	241	63	21	133	383	25	3	.262

WEINHARDT, ROBERT D. (ROBBIE)

RIGHTHANDED PITCHER

HEIGHT: 6-2 **BATS:** R **BORN:** December 8, 1985 - Chicago, IL
WEIGHT: 205 **THROWS:** R **RESIDENCE:** Pearland, TX

RECOMMENDED/SIGNED BY: Chris Wimmer (Tigers)

SCHOOL: Oklahoma State University

HOW OBTAINED: Selected by the Tigers in the 10th round of the June 2008 draft.

CAREER HIGHLIGHTS:

2010: Made his major league debut on July 7 versus Baltimore...named the 12th-best prospect in the Tigers organization following the season by *Baseball America*...saw action in 13 games with San Juan in the Puerto Rican Winter League following the season, posting a 1-1 record, 0.59 ERA (15.1IP/1ER), eight saves and 14 strikeouts.

2009: Named the 12th-best prospect in the Tigers organization following the season by *Baseball America*...posted a 3.93 ERA (18.1IP/8ER) and 29 strikeouts in 11 appearances for Peoria in the Arizona Fall League following the season...led the Arizona Fall League with 29 strikeouts, while he finished third among all league relievers with 14.24 strikeouts per nine innings...tabbed the Arizona Fall League Pitcher of the Week for November 9-15 after recording a save and fanning seven batters in four scoreless innings over two outings.

2008: Tabbed the Tigers Minor League Pitcher of the Month for July after posting a 2-0 record and two saves, while fanning 23 batters as he allowed just an unearned run in 17.2 innings pitched...named the 22nd-best prospect in the Tigers organization following the season by *Baseball America*...finished 6-0 with a 3.89 ERA (44.0IP/19ER), four saves and 70 strikeouts in 25 appearances as a senior at Oklahoma State University.

2007: Selected by Houston in the 38th round of the June draft, but he did not sign...posted a 3-1 record, 4.39 ERA (41.0IP/20ER) and 47 strikeouts in 21 games (one start) as a junior at Oklahoma State University...saw action in 16 games (four starts) with Mankato in the Northwoods League during the summer, compiling a 3-2 record, 1.75 ERA (46.1IP/9ER), one save and 41 strikeouts.

TIGERS MINOR LEAGUE PLAYERS



(Weinhardt, cont.)

2006: An all-conference selection as a sophomore at Hill Junior College after going 5-3 with a 3.30 ERA (62.2IP/23ER) and 74 strikeouts in 14 games (12 starts)...went 2-4 with a 4.50 ERA (40.0IP/20ER) in seven starts for Athletes In Action in the Alaska League during the summer.
2005: Finished 4-3 with a 4.47 ERA (52.1IP/26ER) and 43 strikeouts for Athletes In Action in the Alaska League during the summer.

Year	Club	W-L	ERA	G	GS	CG	SHO	SV	IP	H	AB	R	ER	HR	HB	BB	SO	WP	BK	AVG
2008	GCL Tigers	0-0	0.00	3	0	0	0	0	5.2	6	23	3	0	0	0	2	4	0	0	.261
	Lakeland	3-1	2.04	21	0	0	0	4	35.1	19	117	11	8	1	2	11	44	3	0	.162
2009	Lakeland	1-1	0.85	22	0	0	0	3	31.2	24	120	5	3	2	1	10	40	2	0	.200
	Erie	0-1	2.30	20	0	0	0	2	31.1	28	120	9	8	0	4	16	32	2	0	.233
2010	Connecticut#	1-0	2.25	3	0	0	0	0	4.0	2	15	1	1	0	1	2	5	0	0	.133
	Toledo	1-1	1.57	24	0	0	0	1	34.1	26	123	7	6	0	1	7	25	0	0	.211
	DETROIT	2-2	6.14	28	0	0	0	0	29.1	40	122	23	20	2	3	8	21	1	0	.328
2011	Erie	1-1	4.05	16	0	0	0	1	26.2	29	100	12	12	3	1	11	23	2	0	.290
	Toledo	1-4	6.49	24	0	0	0	1	34.2	36	140	31	25	3	7	14	31	3	0	.257
	DETROIT	0-0	10.80	2	0	0	0	0	1.2	4	9	2	2	0	0	0	1	0	0	.444
MINOR LEAGUE TOTALS		8-9	2.78	133	0	0	0	12	203.2	170	758	79	63	9	17	73	204	12	0	.224
MAJOR LEAGUE TOTALS		2-2	6.39	30	0	0	0	0	31.0	44	131	25	22	2	3	8	22	1	0	.336

WESSON, MALCOLM JARED (JARED)

LEFTHANDED PITCHER

HEIGHT: 6-5
WEIGHT: 190

BATS: L
THROWS: L

BORN: January 30, 1986 - Tupelo, MS
RESIDENCE: Tupelo, MS

RECOMMENDED/SIGNED BY: Jim Rough (Tigers)

SCHOOL: Mississippi State University

HOW OBTAINED: Signed by the Tigers as a non-drafted free agent on July 23, 2009.

CAREER HIGHLIGHTS:

2011: Tabbed Lakeland's Pitcher of the Year...second in the Florida State League with 15 wins, while he tied for second with 27 games started and one shutout, finished fourth with 66 walks and tied for fourth with one complete game...earned Tigers Minor League Pitcher of the Month honors for May after posting a 5-1 record and 2.52 ERA (39.1IP/11ER) in six starts during the month.

2009: Fourth in the Gulf Coast League with 27 strikeouts during August.

2005: Selected by Florida in the 29th round of the June draft out of Itawamba Community College in Mississippi, but he did not sign.

Year	Club	W-L	ERA	G	GS	CG	SHO	SV	IP	H	AB	R	ER	HR	HB	BB	SO	WP	BK	AVG
2009	GCL Tigers	1-2	6.23	5	5	0	0	0	17.1	22	68	13	12	2	2	9	27	1	0	.324
2010	West Michigan	7-2	3.44	19	15	0	0	0	81.0	74	304	35	31	1	4	41	85	7	1	.243
2011	Lakeland	15-10	4.27	27	27	1	1	0	147.2	154	565	73	70	10	5	66	96	7	0	.273
MINOR LEAGUE TOTALS		23-14	4.13	51	47	1	1	0	246.0	250	937	121	113	13	11	116	208	15	1	.267

WESTLAKE, AARON JAMES

FIRST BASEMAN

HEIGHT: 6-4
WEIGHT: 235

BATS: L
THROWS: R

BORN: December 27, 1988 - Redding, CA
RESIDENCE: Nashville, TN

RECOMMENDED/SIGNED BY: Harold Zonder (Tigers)

SCHOOL: Vanderbilt University

HOW OBTAINED: Selected by the Tigers in the third round of the June 2011 draft.

CAREER HIGHLIGHTS:

2011: Named the 12th-best prospect in the New York-Penn League and the 14th-best prospect in the Tigers organization following the season by *Baseball America*...batted .344 (86x250) with 18 doubles, a triple, 18 home runs and 56 RBI in 66 games during his junior season at Vanderbilt University.

2010: Selected by Toronto in the 22nd round of the June draft, but he did not sign...hit .308 (80x260) with 16 doubles, a triple, 14 home runs and 61 RBI in 65 games as a sophomore at Vanderbilt University...batted .292 (31x106) with five doubles, five home runs and 10 RBI with Chatham in the Cape Cod League during the summer...named the 25th-best prospect in the league by *Baseball America*.

2009: Batted .377 (90x239) with 15 doubles, 10 home runs and 57 RBI in 63 games as a freshman at Vanderbilt University.

Year	Club	AVG	G	AB	R	H	TB	2B	3B	HR	RBI	SH	SF	HB	BB	SO	SB	CS	OBP	SLG	E
2011	GCL Tigers	.167	5	18	2	3	7	1	0	1	4	0	0	0	2	6	0	0	.250	.389	0
	Connecticut	.264	27	106	14	28	40	4	1	2	15	1	0	0	10	23	1	0	.328	.377	4
MINOR LEAGUE TOTALS		.250	32	124	16	31	47	5	1	3	19	1	0	0	12	29	1	0	.316	.379	4

WHITE, TYLER L.

RIGHTHANDED PITCHER

HEIGHT: 6-3
WEIGHT: 205

BATS: R
THROWS: R

BORN: August 8, 1989 - Flowood, MS
RESIDENCE: Brandon, MS

RECOMMENDED/SIGNED BY: Bryson Barber (Tigers)

SCHOOL: University of Alabama

HOW OBTAINED: Selected by the Tigers in the 20th round of the June 2010 draft.

CAREER HIGHLIGHTS:

2009: Appeared in 17 games as a freshman at the University of Alabama, posting a 1-0 record, 2.28 ERA (27.2IP/7ER), two saves and 37 strikeouts...saw action in 14 games with Deland in the Florida Summer Collegiate League, posting seven saves and fanning 35 batters in 17.0 innings of work...named the sixth-best prospect in the league by *Baseball America*.

2008: Compiled a 0-3 record with a 2.48 ERA (32.2IP/9ER) and 55 strikeouts in 13 outings with Wilmington in the Coastal Plains League during the summer.

PLAYER DEVELOPMENT
AND SCOUTING



TIGERS MINOR LEAGUE PLAYERS

(White, cont.)

Year	Club	W-L	ERA	G	GS	CG	SHO	SV	IP	H	AB	R	ER	HR	HB	BB	SO	WP	BK	AVG
2010	GCL Tigers	0-0	16.20	2	0	0	0	0	1.2	3	8	3	3	0	0	2	2	0	0	.375
	Connecticut	0-0	8.00	11	0	0	0	3	9.0	10	40	15	8	1	1	13	11	1	1	.250
2011	GCL Tigers	0-0	1.80	4	0	0	0	0	5.0	0	15	2	1	0	0	2	6	1	0	.000
	Lakeland	0-1	1.05	12	1	0	0	0	25.2	16	89	10	3	0	3	11	21	5	0	.180
MINOR LEAGUE TOTALS		0-1	3.27	29	1	0	0	3	41.1	29	152	30	15	1	4	28	40	7	1	.191

WOOD, AUSTIN MICHAEL

LEFTHANDED PITCHER

HEIGHT: 6-2 **BATS:** L **BORN:** November 2, 1986 - Kingwood, TX
WEIGHT: 195 **THROWS:** L **RESIDENCE:** Kingwood, TX
RECOMMENDED/SIGNED BY: Tim Grieve (Tigers)
SCHOOL: University of Texas
HOW OBTAINED: Selected by the Tigers in the fifth round of the June 2009 draft.

CAREER HIGHLIGHTS:

2010: Sidelined April 8-23 with left shoulder inflammation and April 29-September 8 with a left shoulder strain.
2009: Rated as possessing the best control in the Tigers organization following the season by *Baseball America*...earned All-Big 12 Conference honors as a senior at the University of Texas after compiling a 6-1 record, 2.61 ERA (86.1IP/25ER), 15 saves and 74 strikeouts in 41 appearances.
2008: Finished 7-3 with a 4.43 ERA (85.1IP/42ER) in 17 outings (14 starts) during his junior season at the University of Texas.
2007: Posted an 8-1 record and 3.15 ERA (85.2IP/30ER) in 25 games (12 starts) as a sophomore at the University of Texas...saw action with Hyannis in the Cape Cod League and Santa Barbara in the California Collegiate League during the summer...finished 0-2 with a 4.67 ERA (17.1IP/9ER) in four games with Hyannis.
2006: A Second-Team All-Big 12 Conference as a freshman at the University of Texas after compiling a 4-3 record, 3.15 ERA (45.2IP/16ER), seven saves and 37 strikeouts in 35 appearances (one start)...saw action with Hyannis in the Cape Cod League during the summer.

Year	Club	W-L	ERA	G	GS	CG	SHO	SV	IP	H	AB	R	ER	HR	HB	BB	SO	WP	BK	AVG
2009	GCL Tigers	1-0	9.00	1	0	0	0	0	1.0	2	5	1	1	0	1	0	1	0	0	.400
	Lakeland	0-0	0.00	3	0	0	0	0	5.0	4	18	0	0	0	0	0	4	0	0	.222
2010	Lakeland	0-0	0.00	2	0	0	0	0	1.1	0	4	0	0	0	0	0	3	0	0	.000
2011	Erie	5-5	3.16	50	0	0	0	6	62.2	57	233	25	22	5	4	28	61	2	0	.245
MINOR LEAGUE TOTALS		6-5	2.96	56	0	0	0	6	70.0	63	260	26	23	5	5	28	69	2	0	.242

WOOLLEY, RYAN GREGORY

RIGHTHANDED PITCHER

HEIGHT: 6-1 **BATS:** R **BORN:** February 11, 1988 - Montclair, VA
WEIGHT: 204 **THROWS:** R **RESIDENCE:** Montclair, VA
RECOMMENDED/SIGNED BY: Bryson Barber (Tigers)
SCHOOL: University of Alabama-Birmingham
HOW OBTAINED: Selected by the Tigers in the 13th round of the June 2011 draft.

CAREER HIGHLIGHTS:

2011: Posted a 7-6 record and 3.06 ERA (106.0IP/36ER) in 17 outings (16 starts) as a senior at the University of Alabama-Birmingham.
2010: Selected by Texas in the 39th round of the June draft, but he did not sign.
2009: Selected by Atlanta in the sixth round of the June draft, but he did not sign.

Year	Club	W-L	ERA	G	GS	CG	SHO	SV	IP	H	AB	R	ER	HR	HB	BB	SO	WP	BK	AVG
2011	Connecticut	0-2	2.38	11	1	0	0	0	22.2	23	91	10	6	0	0	5	18	2	0	.253
	West Michigan	1-0	4.44	11	0	0	0	2	24.1	24	96	13	12	5	1	4	26	5	0	.250
MINOR LEAGUE TOTALS		1-2	3.45	22	1	0	0	2	47.0	47	187	23	18	5	1	9	44	7	0	.251

WRIGHT, CHAD EVERETT

OUTFIELDER

HEIGHT: 5-9 **BATS:** L **BORN:** July 27, 1989 - Paducah, KY
WEIGHT: 189 **THROWS:** R **RESIDENCE:** Paducah, KY
RECOMMENDED/SIGNED BY: Harold Zonder (Tigers)
SCHOOL: University of Kentucky
HOW OBTAINED: Selected by the Tigers in the ninth round of the June 2011 draft.

CAREER HIGHLIGHTS:

2011: Fanned once every 10.46 plate appearances, the third-toughest batter to strike out in the New York-Penn League...topped all league outfielders with a 1.000 fielding percentage, 192 total chances and 190 putouts...earned Second-Team All-Southeastern Conference honors as a junior at the University of Kentucky after hitting .359 (62x181) with eight doubles, a triple, four home runs, 23 RBI and 10 stolen bases in 50 games.
2010: Batted .316 (71x225) with 12 doubles, two triples, two home runs, 37 RBI and 12 stolen bases in 54 games during his sophomore season at the University of Kentucky...earned Cape Cod League all-star honors during the summer after hitting .290 (40x138) with four doubles, seven RBI and six stolen bases with Cotuit.
2009: Hit .359 (78x217) with 16 doubles, three triples, six home runs, 40 RBI and 16 stolen bases in 55 games as a freshman at the University of Kentucky.

Year	Club	AVG	G	AB	R	H	TB	2B	3B	HR	RBI	SH	SF	HB	BB	SO	SB	CS	OBP	SLG	E
2011	Connecticut	.261	69	241	37	63	72	9	0	0	15	5	1	5	41	28	14	7	.378	.299	0

TIGERS MINOR LEAGUE PLAYERS



WYATT, BRENT ALAN

INFIELDER/OUTFIELDER

HEIGHT: 5-10

BATS: S

BORN: January 25, 1985 - Othello, WA

WEIGHT: 185

THROWS: R

RESIDENCE: Kittitas, WA

RECOMMENDED/SIGNED BY: Ryan Johnson (Tigers)

SCHOOL: Lewis & Clark State College (WA)

HOW OBTAINED: Selected by the Tigers in the 26th round of the June 2008 draft.

CAREER HIGHLIGHTS:

2011: Third in the Florida State League with a .417 on-base percentage.

2010: Topped all Florida State League outfielders with 20 assists...tabbed the Florida State League Player of the Week for May 17-23 after hitting .484 (15x31) with two doubles, a triple, home run and eight RBI in seven games.

2009: Hit by a pitch 23 times, tops in the Midwest League...tied for fifth in the league with 87 runs scored...compiled an 18-game hitting streak May 16-June 4, batting .391 (27x69) with six doubles, a home run and 15 RBI.

2008: Second in the New York-Penn League with a .403 on-base percentage, while he tied for eighth with a .305 batting average...compiled a 13-game hitting streak August 21-September 2, batting .385 (20x52) during the stretch...fifth in the league with a .351 batting average (34x97) in 25 games during August...hit .354 (84x237) with 75 runs scored, 10 doubles, two triples, three home runs, 40 RBI and nine stolen bases in 64 games as a senior at Lewis & Clark State College.

2007: Earned NAIA Region I honors as a junior at Lewis & Clark State College after hitting .357 (76x213) with 79 runs scored, 15 doubles, four triples, seven home runs, 52 RBI and 13 stolen bases in 59 games...saw action in 43 games with Alaska in the Alaska League during the summer, batting .327 (53x162) with 34 runs scored, nine doubles, four triples, a home run, 27 RBI and 15 stolen bases in 43 games.

2006: A Second-Team all-conference selection as a sophomore at Wenatchee Valley Community College...hit .223 (35x157) with 28 runs scored, seven doubles, two triples, three home runs, 16 RBI and 24 stolen bases in 42 games for Wenatchee in the Western Collegiate Baseball League during the summer.

2005: A Second-Team all-conference selection as a freshman at Wenatchee Valley Community College, he batted .315 (45x143) with 30 runs scored, seven doubles, six triples, eight RBI and 14 stolen bases...in 36 games with Wenatchee in the Western Collegiate Baseball League during the summer, he hit .270 (40x148) with 28 runs scored, eight doubles, a triple, three home runs, 18 RBI and six stolen bases.

Year	Club	AVG	G	AB	R	H	TB	2B	3B	HR	RBI	SH	SF	HB	BB	SO	SB	CS	OBP	SLG	E
2008	Oneonta	.305	55	197	25	60	77	11	3	0	14	4	1	8	25	41	5	4	.403	.391	7
2009	West Michigan	.242	126	475	87	115	159	23	6	3	53	7	5	23	67	71	23	9	.360	.335	3
2010	Lakeland	.258	109	372	50	96	135	18	3	5	43	7	2	12	53	75	16	5	.367	.363	3
	Erie	.228	16	57	6	13	23	2	1	2	7	0	0	3	4	12	1	1	.313	.404	1
2011	Lakeland	.290	94	334	59	97	133	19	4	3	30	8	3	13	62	57	9	2	.417	.398	4
	Erie	.162	22	68	7	11	16	2	0	1	8	0	0	0	9	19	2	1	.260	.235	0
MINOR LEAGUE TOTALS		.261	422	1503	234	392	543	75	17	14	155	26	11	59	220	275	56	22	.374	.361	18

YANCE, ANDERSON JOSE

OUTFIELDER

HEIGHT: 5-11

BATS: L

BORN: July 25, 1992 - Maracaibo, VZ

WEIGHT: 160

THROWS: L

RESIDENCE: Edo Zulia, VZ

RECOMMENDED/SIGNED BY: Jesus Mendoza (Tigers)

SCHOOL: Universidad Luz

HOW OBTAINED: Signed by the Tigers as a non-drafted free agent on March 15, 2011.

Year	Club	AVG	G	AB	R	H	TB	2B	3B	HR	RBI	SH	SF	HB	BB	SO	SB	CS	OBP	SLG	E
2011	VSL Tigers	.263	60	209	34	55	76	11	2	2	16	0	2	5	19	34	11	5	.336	.364	6

PLAYER DEVELOPMENT
AND SCOUTING

We are a true baseball family. Within the Minor Leagues, my daughter works in promotions, my husband was a groundskeeper and I am a merchandise manager. My husband experienced a life changing medical event that has left him with little hope to ever return to his job. The Baseball Assistance Team kept us from losing our home. I honestly don't know what I would have done without them!

We are Minor League Club Employees

We are part of the Baseball Family

We are B.A.T.™ grant recipients



The Baseball Assistance Team provides members of the Baseball Family with medical, financial and psychological assistance through charitable contributions from corporations, foundations and individuals. If you know of a member of the Baseball Family in need of assistance please contact B.A.T. at 866-605-4594. All grants are confidential.



Connect with us on Facebook and Twitter
www.baseballassistanceteam.com

SPRING TRAINING INFORMATION

FLORIDA
HOME OF THE

DETROIT
Tigers



JOKER
MARCHANT
STADIUM





JOKER MARCHANT STADIUM AND TIGERTOWN SPRING TRAINING HOME OF THE DETROIT TIGERS

The Detroit Tigers return to Spring Training in 2012 for their 76th season in Lakeland and their 47th at Joker Marchant Stadium.

The Tigers first trained in Lakeland in 1934 at Henley Field before moving a mile north to Joker Marchant Stadium in 1966. In January 2001, the Tigers agreed to extend their relationship with Lakeland for 16 additional years.

Marchant Stadium was named in honor of the late Joker Marchant, Lakeland's former parks and recreation director. The all-concrete grandstand of the stadium was built by the City of Lakeland at a cost of \$500,000 and originally seated 4,900 spectators. Expansion projects beginning in the early 1970s brought the capacity to 7,100 and the recently completed renovation project upped the capacity to 9,000. Previous renovations have included the addition of lights that allowed the first night game to be played in Lakeland in 1972 and a food and picnic court that was added in 1994 to increase the fan appeal of Joker Marchant Stadium. The recent \$11 million renovation project has transformed the park into a state of the art facility that features luxury suites, a second tier concourse level, new seating areas, an outfield seating berm, as well as brand new individual seats with cupholders and improved seating for handicapped fans. The improvements continued to the exterior of the park with the extensive use of Mediterranean style architecture. The press box has been improved and expanded, a new practice field has been added, as well as four new indoor batting cages.





Adjacent to the 12-acre tract on which the stadium is situated is TigerTown, the Tigers minor league training site since 1953. A three-story dormitory provides housing for 190 players and coaches. It was dedicated in 1971 and named in honor of the late John Fetzer, former owner and president of the Detroit Tigers. A new administration building, cafeteria and recreation center were constructed in 1993 to complete the TigerTown renovation.

Several changes were also made to the clubhouse building at Marchant Stadium during the 1997-98 off-season. Three executive offices and a large suite were added to the complex as well as offices for both the home and visiting managers. The locker room and laundry areas were also expanded at that time.



The Tigers have trained exclusively in Lakeland since 1934, except for a three-year wartime sabbatical to Evansville, IN, from 1943-45. The association between the Detroit Tigers and City of Lakeland remains the longest-lasting relationship between a major league baseball team and a current Spring Training host city.

The Tigers all-time record at Marchant Stadium is 364-290-18 and 3,219,767 fans have paid to see Tigers Grapefruit League games since the park opened.

All-Time Tigers Spring Training Sites

1901	Detroit, MI	1913-15	Gulfport, MS	1930	Tampa, FL
1902	Ypsilanti, MI	1916-18	Waxahachie, TX	1931	Sacramento, CA
1903-04	Shreveport, LA	1919-20	Macon, GA	1932	Palo Alto, CA
1905-07	Augusta, GA	1921	San Antonio, TX	1933	San Antonio, TX
1908	Hot Springs, AR	1922-26	Augusta, GA	1934-42	Lakeland, FL
1909-10	San Antonio, TX	1927-28	San Antonio, TX	1943-45	Evansville, IN
1911-12	Monroe, LA	1929	Phoenix, AZ	1946-	Lakeland, FL



SPRING TRAINING

JOKER MARCHANT STADIUM FACTS AND FIGURES

Stadium Address: 2301 Lakeland Hills Blvd., Lakeland, FL 33805

Team Offices Address: 2125 North Lake Ave., Lakeland, FL 33805

Seating Capacity: 9,000

First Game: March 12, 1966 vs. Minnesota Twins

Playing Field Distances: Left Field Line, 340 feet; Center Field, 420 feet; Right Field Line, 340 feet.



FETZER HALL AND TIGERTOWN FACILITIES



While the Tigers major league club has trained in Lakeland since 1934, the organization's minor league affiliates have called Lakeland home since 1953. The move to the TigerTown facility in 1953 was aided by the use of barracks that were originally part of the Lodwick School of Aeronautics, a British training school for aviation cadets during World War II. The school closed in August, 1945 and was converted to a city airport, which was later named Lodwick Field. The barracks from the former training school allowed the team to provide room and board for players throughout Spring Training.

The original setup at Lodwick Field boasted four diamonds, a fieldhouse, recreation room and a dining hall, which was said to have served nearly 16,000 meals during Spring Training in 1953. The field provided the club with an all-encompassing facility that could serve the needs of the minor league system during Spring Training. When the facility opened in 1953, the club owned three minor league affiliates and had working agreements with four other clubs. The 1953 Detroit Tigers Press Book stated that 200 rookies would be given the opportunity to display their wares in the first minor league spring training held at what is now the TigerTown complex.





Player housing on site at the TigerTown complex continued in the barracks through the 1970 season, when the club, in conjunction with the City of Lakeland, began construction on Fetzer Hall at a cost of \$425,000. Touted as boasting the last word in construction with air conditioning, controlled heating and carpeted rooms, the dormitory was designed to house nearly 200 players and coaches during the baseball season.

The facility was completed during the summer of 1970 and dedicated in 1971. It was named in honor of the late John Fetzer, former owner and president of the Detroit Tigers. The Tigers added an administration building, cafeteria and recreation center in 1993 to expand the TigerTown facility.

Fetzer Hall and the surrounding facilities underwent a \$1 million renovation prior to the 2008 season. The renovation upgraded the dormitory rooms, lounge areas, recreational areas and the cafeteria. Each room is equipped with a flat screen television and high-speed Internet access. Lounge areas feature large screen televisions and couches for players to relax.

Each room in Fetzer Hall is named for a different part of Tigers history. Rooms on the first floor are named after Tigers Hall of Fame players. Rooms on the second floor are named after noteworthy Tigers coaches and managers and the third floor rooms are named after different parts of TigerTown history.

What began as simple housing accommodations in former military barracks has given way to a facility that helps provide players with many of the comforts of home while allowing them to stay in close proximity to top notch training facilities. The advancement from Lodwick Field and military barracks to the current TigerTown facility and Fetzer Hall has helped the Tigers maintain one of the top minor league headquarters in baseball.

2012 SPRING SCHEDULE

DAY	DATE	OPPONENT	SITE	TIME*	TV/RADIO
Friday	March 2	Florida Southern	Joker Marchant Stadium, Lakeland	1:05 p.m.	
Saturday	March 3	Atlanta	Champion Stadium, Kissimmee	1:05 p.m.	97.1 FM
Sunday	March 4	Atlanta	Joker Marchant Stadium, Lakeland	1:05 p.m.	AM 1270
Monday	March 5	Toronto	Joker Marchant Stadium, Lakeland	1:05 p.m.	97.1 FM
Tuesday	March 6	Miami	Roger Dean Stadium, Jupiter	1:05 p.m.	
Wednesday	March 7	Atlanta	Joker Marchant Stadium, Lakeland	1:05 p.m.	
Thursday	March 8	Tampa Bay	Charlotte Sports Park, Port Charlotte	1:05 p.m.	
Friday	March 9	Philadelphia	Joker Marchant Stadium, Lakeland	1:05 p.m.	AM 1270
Saturday	March 10	Washington	Joker Marchant Stadium, Lakeland	1:05 p.m.	97.1 FM
Sunday	March 11	Houston	Osceola County Stadium, Kissimmee	1:05 p.m.	
		Philadelphia	Bright House Networks Field, Clearwater	1:05 p.m.	97.1 FM
Monday	March 12	New York Mets	Joker Marchant Stadium, Lakeland	1:05 p.m.	
Tuesday	March 13	Washington	Space Coast Stadium, Viera	6:05 p.m.	
Wednesday	March 14	New York Mets	Joker Marchant Stadium, Lakeland	1:05 p.m.	ESPN
Thursday	March 15	Baltimore	Joker Marchant Stadium, Lakeland	1:05 p.m.	
Friday	March 16	New York Mets	Tradition Field, Port St. Lucie	1:10 p.m.	
Saturday	March 17	St. Louis	Joker Marchant Stadium, Lakeland	1:05 p.m.	97.1 FM
Sunday	March 18	Washington	Space Coast Stadium, Viera	1:05 p.m.	AM 1270
Monday	March 19	Philadelphia	Bright House Networks Field, Clearwater	1:05 p.m.	ESPN
Tuesday	March 20	Atlanta	Joker Marchant Stadium, Lakeland	1:05 p.m.	ESPN
Wednesday	March 21	Minnesota	Joker Marchant Stadium, Lakeland	1:05 p.m.	FS Detroit
Thursday	March 22	OPEN DATE			
Friday	March 23	Pittsburgh	McKechnie Field, Bradenton	1:05 p.m.	
Saturday	March 24	New York Yankees	Joker Marchant Stadium, Lakeland	1:05 p.m.	
Sunday	March 25	Philadelphia	Joker Marchant Stadium, Lakeland	1:05 p.m.	
		New York Yankees	George M. Steinbrenner Field, Tampa	1:05 p.m.	97.1 FM
Monday	March 26	Miami	Joker Marchant Stadium, Lakeland	1:05 p.m.	
Tuesday	March 27	Houston	Osceola County Stadium, Kissimmee	1:05 p.m.	
Wednesday	March 28	St. Louis	Roger Dean Stadium, Jupiter	1:05 p.m.	
Thursday	March 29	Washington	Joker Marchant Stadium, Lakeland	6:05 p.m.	FS Detroit
Friday	March 30	Baltimore	Ed Smith Stadium, Sarasota	1:05 p.m.	
Saturday	March 31	Atlanta	Champion Stadium, Kissimmee	1:05 p.m.	FS Detroit/97.1 FM
Sunday	April 1	Houston	Joker Marchant Stadium, Lakeland	1:05 p.m.	AM 1270
		New York Mets	Tradition Field, Port St. Lucie	1:10 p.m.	
Monday	April 2	Toronto	Joker Marchant Stadium, Lakeland	1:05 p.m.	
Tuesday	April 3	Toronto	Florida Auto Exchange Stadium, Dunedin	12:05 p.m.	
Wednesday	April 4	Toledo	Fifth Third Field, Toledo	12:00 p.m.	FS Detroit

* - All time is Eastern Time (Detroit time)

SPRING TRAINING



TIGERS SPRING TRAINING INFORMATION

ALL-TIME ATTENDANCE FIGURES

Year	Home in FL	Road in FL	Total	Other Sites	Total
1966	27,808 (11)	28,180 (11)	55,988 (22)	66,359 (4)	122,347 (26)
1967	28,687 (14)	35,314 (13)	64,001 (27)	None	64,001 (27)
1968	30,258 (15)	37,843 (14)	68,101 (29)	None	68,101 (29)
1969	26,357 (11)	49,269 (14)	75,626 (25)	7,203 (1)	82,829 (26)
1970	28,677 (15)	32,847 (13)	61,524 (28)	None	61,524 (28)
1971	28,620 (14)	41,231 (13)	69,851 (27)	16,684 (2)	86,535 (29)
1972	38,597 (15)	32,035 (10)	70,632 (25)	None	70,632 (25)
1973	42,159 (15)	41,485 (12)	83,742 (27)	None	83,742 (27)
1974	37,408 (13)	37,127 (11)	74,535 (24)	11,183 (3)	85,718 (27)
1975	54,654 (18)	42,034 (14)	96,688 (32)	None	96,688 (32)
1976	31,805 (10)	15,488 (6)	47,293 (16)	None	47,293 (16)
1977	55,770 (16)	43,393 (12)	99,163 (28)	None	99,163 (28)
1978	66,771 (14)	48,438 (12)	115,209 (26)	14,131 (1)	129,340 (27)
1979	63,326 (14)	48,758 (12)	112,084 (26)	None	112,084 (26)
1980	47,912 (10)	45,334 (11)	93,246 (21)	19,044 (2)	112,290 (23)
1981	62,143 (17)	58,765 (17)	120,908 (34)	None	120,908 (34)
1982	69,053 (16)	44,111 (11)	113,164 (27)	None	113,164 (27)
1983	56,926 (14)	46,938 (11)	103,864 (25)	None	103,864 (25)
1984	70,867 (15)	57,471 (13)	128,338 (28)	None	128,338 (28)
1985	84,850 (15)	72,433 (14)	157,283 (29)	19,659 (1)	176,942 (30)
1986	86,764 (15)	68,101 (15)	154,865 (30)	None	154,865 (30)
1987	65,264 (13)	77,571 (16)	142,835 (29)	None	142,835 (29)
1988	90,858 (16)	71,377 (14)	162,235 (30)	None	162,235 (30)
1989	107,507 (17)	80,523 (15)	188,030 (32)	None	188,030 (32)
1990	26,606 (7)	28,569 (9)	55,175 (16)	None	55,175 (16)
1991	85,191 (15)	88,490 (16)	173,681 (31)	None	173,681 (32)
1992	88,700 (14)	86,431 (15)	175,131 (29)	7,218 (1)	182,349 (30)
1993	88,810 (15)	78,770 (14)	167,580 (29)	88,272 (2)	255,852 (31)
1994	87,835 (14)	83,690 (14)	171,525 (28)	26,662 (2)	198,187 (30)
1995	39,179 (19)	42,560 (20)	81,739 (39)	5,975 (1)	87,714 (40)
1996	74,164 (13)	68,933 (16)	143,097 (29)	*	143,097 (31)
1997	69,544 (14)	64,198 (15)	133,742 (29)	17,612 (2)	151,354 (31)
1998	77,242 (16)	80,230 (16)	157,472 (32)	8,166 (1)	165,638 (33)
1999	80,440 (15)	76,120 (15)	156,560 (30)	8,816 (1)	165,376 (31)
2000	88,559 (17)	69,106 (14)	157,665 (31)	None	157,665 (31)
2001	75,318 (16)	58,033 (12)	133,351 (28)	None	133,351 (28)
2002	76,789 (19)	64,931 (14)	141,720 (33)	None	141,720 (33)
2003	71,864 (15)	89,083 (16)	160,947 (31)	None	160,947 (31)
2004	85,045 (18)	95,549 (16)	180,594 (34)	None	180,594 (34)
2005	104,808 (17)	82,171 (14)	186,979 (31)	None	186,979 (31)
2006	92,713 (19)	89,168 (17)	181,881 (36)	None	181,881 (36)
2007	122,074 (18)	114,877 (17)	236,951 (35)	None	236,951 (35)
2008	126,124 (17)	89,424 (14)	215,548 (31)	61,906 (2)	277,454 (33)
2009	117,724 (19)	97,855 (15)	215,579 (34)	28,085 (2)	243,664 (36)
2010	115,170 (16)	95,562 (15)	210,732 (31)	36,235 (2)	246,967 (33)
2011	122,827 (18)	101,901 (17)	224,728 (35)	None	224,728 (35)

Number of games played in parentheses

*1996 - No attendance figures kept for two games in Nashville, TN

TIGERS SPRING TRAINING ATTENDANCE RECORDS

SPRING SEASON ATTENDANCE RECORDS			TOP FIVE CROWDS -- JOKER MARCHANT STADIUM			
Category	Date	Total	Rank	Total	Date	Opponent
Florida Season Total	2007	236,951	1	10,307	3/15/2011	Boston
Overall Total	2008	277,454	2	10,219	3/27/2010	New York (AL)
Other Site Total	1993	88,272	3	9,781	3/23/2008	Cleveland
Home	2008	126,124	4	9,713	3/10/2010	New York (AL)
Road	2007	114,877	5	9,680	3/11/2009	New York (AL)

YEAR-BY-YEAR SPRING TRAINING EXHIBITION RECORDS

(Games vs. 'B' teams, minor league teams or colleges not included)

Year	Home	Road	W-L	Pct.	Other sites	Total	Pct.	vs. AL	vs. NL
1966	7-4	6-5	13-9	.591	0-3	13-12	.520	6-5	7-7
1967	8-6	6-7	14-13	.519	None	14-13	.519	9-8	5-5
1968	9-6	5-9	14-15	.483	None	14-15	.483	7-6	7-9
1969	7-4	2-12	9-16	.360	0-1	9-17	.346	3-6	6-11
1970	7-8	5-8	12-16	.429	None	12-16	.429	8-6	4-10
1971	8-6	5-8	13-14	.481	0-2	13-16	.448	6-6	7-10
1972	12-3	4-6	16-9	.640	None	16-9	.640	7-6	9-3
1973	11-3	3-9	14-12	.538	None	14-12	.538	4-6	10-6
1974	7-6	4-7	11-13	.458	1-2	12-15	.444	4-5	8-10
1975	7-11	6-8	13-19	.406	None	13-19	.406	5-8	8-10
1976	5-6	3-3	8-9	.471	None	8-9	.471	4-2	4-7
1977	7-9	8-4	15-13	.536	None	15-13	.536	9-5	6-8
1978	11-3	7-5	18-8	.692	0-1	18-9	.667	9-3	9-6
1979	7-6-1	8-4	15-10-1	.596	None	15-10-1	.596	7-5-1	8-5
1980	4-6	5-6	9-12	.429	1-1	10-13	.435	5-7	5-6
1981	13-4	10-7	23-11	.676	None	23-11	.676	9-7	14-4
1982	8-8	3-8	11-16	.407	None	11-16	.407	7-8	4-8
1983	8-6	5-6	13-12	.520	None	13-12	.520	8-6	5-6
1984	7-8	4-9	11-17	.393	None	11-17	.393	5-8	6-9
1985	8-7	8-6	16-13	.552	0-1	16-14	.533	8-7	8-7
1986	10-5	8-6-1	18-11-1	.617	None	18-11-1	.617	12-7	6-4-1

TIGERS SPRING TRAINING INFORMATION



Year	Home	Road	W-L	Pct.	Other sites	Total	Pct.	vs. AL	vs. NL
1987	6-7	3-13	9-20	.310	None	9-20	.310	8-8	1-11
1988	8-8	3-11	11-19	.367	None	11-19	.367	6-14	5-5
1989	8-9	7-7-1	15-16-1	.484	None	15-16-1	.484	11-9	4-7-1
1990	3-2-2	3-6	6-8-2	.438	None	6-8-2	.438	3-4-2	3-4
1991	3-11-1	4-11	8-22-1	.274	None	8-22-1	.274	4-12	4-10-1
1992	7-7	8-7	15-14	.517	0-1	15-15	.500	5-7	10-8
1993	5-9-1	3-11	8-20-1	.293	0-2	8-22-1	.274	4-12	4-10-1
1994	8-5-1	4-9-1	12-14-2	.464	0-1-1	12-15-3	.450	7-11-2	5-4-1
1995	11-8	4-16	15-24	.385	0-1	15-25	.375	8-14	7-11
1996	9-5	8-5-1	17-10-1	.625	3-0	20-10-1	.661	8-6	12-4-1
1997	7-6-1	4-11	11-17-1	.397	1-1	12-18-1	.403	8-7-1	4-11
1998	11-5	6-8-2	17-13-2	.563	0-1	17-14-2	.545	14-4-1	3-10-1
1999	9-5	6-9	15-14	.517	0-1	15-15	.500	10-8	5-7
2000	11-4-1	4-10	15-14-1	.517	None	15-14-1	.517	10-5-1	5-9
2001	6-9	7-5	13-14	.481	None	13-14	.481	9-6	4-8
2002	10-7	6-8	16-15	.516	None	16-15	.516	8-9	8-6
2003	5-8-1	4-11-1	9-19-2	.303	None	9-19-2	.303	5-9-1	4-10-1
2004	7-9-1	7-8-1	14-17-2	.452	None	14-17-2	.452	3-8-2	11-9
2005	8-7-1	5-7-2	13-14-3	.481	None	13-14-3	.481	4-6-2	9-8-1
2006	10-6-1	8-9	18-15-1	.545	None	18-15-1	.545	8-8-0	10-7-1
2007	10-5-2	11-5-1	21-10-2	.677	None	21-10-2	.677	7-4-1	14-6-2
2008	8-5-3	7-9	15-14-3	.517	None	15-14-3	.517	3-6-2	12-8-1
2009	10-5-1	5-12	15-17-1	.469	None	15-17-1	.469	5-5	10-12-1
2010	11-4	7-8-2	18-12-2	.600	None	18-12-2	.600	8-5-1	10-7-1
2011	8-9	12-5	20-14	.588	None	20-14	.588	8-5	12-9

2011 GAME-BY-GAME EXHIBITION RESULTS

DATE	OPPONENT/RESULT	WINNING PITCHER	LOSING PITCHER	SAVE	ATTENDANCE
February 25	@Tigers 17, Moccassins 5*	Oliver	Crenszak	—	3,311
February 26	Tigers 4, @Blue Jays 0	Coke	Cecil	—	3,998
February 27	@Tigers 1, Blue Jays 0	Benoit	Alvarez	Villarreal	6,106
February 28	@Tigers 6, Yankees 2	Perry	Fish	Oxspring	8,191
March 1	@Tigers 6, Blue Jays 2	Turner	Romero	—	3,936
	Tigers 6, @Phillies 2	Oliver	Lee	—	5,928
March 2	Astros 6, @Tigers 3	Happ	Coke	—	3,722
March 3	@Braves 4, Tigers 3	Deigado	Oxspring	—	6,287
March 4	Orioles 6, @Tigers 2	Riske	Furbush	—	5,992
March 5	Tigers 5, @Astros 0	Verlander	Rodriguez	—	2,724
	@Blue Jays 7, Tigers 4	Janssen	Villarreal	Perez	3,960
March 6	@Tigers 2, Phillies 1	Below	Anderson	—	6,693
March 7	Tigers 2, @Mets 1	Penny	Dickey	Wise	5,924
March 8	Marlins 9, @Tigers 5	Villanueva	Scherzer	Garate	6,076
March 9	Phillies 5, @Tigers 3	Blanton	Porcello	Zagurski	8,445
March 10	Tigers 6, @Marlins 1	Verlander	West	—	3,987
March 11	Tigers 7, @Cardinals 4	Coke	Lynn	—	7,802
March 12	@Tigers 4, Blue Jays 3	Schlereth	Abreu	Alburquerque	6,902
March 13	Astros 3, @Tigers 1	Scherzer	Rowland-Smith	Wolf	4,854
	Tigers 9, @Orioles 1	Wilk	Matusz	—	8,002
March 14	Tigers 4, @Nationals 2	Gonzalez	Coffey	Perry	4,267
March 15	Red Sox 2, @Tigers 1 (10)	Duckworth	Thomas	—	10,307
March 16	Cardinals 9, @Tigers 4	Carpenter	Coke	—	8,926
March 17	@Tigers 4, Twins 3	Perry	Waldrop	—	9,031
March 18	Tigers 8, @Red Sox 3	Scherzer	Buchholz	—	8,121
March 19	@Tigers 2, Braves 1	Weinhardt	Vizcaino	—	8,089
March 20	Tigers 6, @Nationals 1	Verlander	Gorzelanny	—	5,498
March 21	Tigers 9, @Astros 1	Coke	Myers	—	4,347
March 22	Mets 7, @Tigers 4	Niese	Penny	Merritt	7,607
March 23	OPEN DATE				
March 24	Nationals 5, @Tigers 2	Zimmerman	Porcello	—	6,965
March 25	@Braves 5, Tigers 3	Beachy	Wilk	O'Flaherty	8,183
March 26	@Tigers 3, Phillies 1	Perry	Herndon	Ruffin	7,674
March 27	Tigers 8, @Astros 4	Penny	Rodriguez	—	4,117
March 28	@Orioles 14, Tigers 9	Britton	Scherzer	—	7,621
March 29	@Yankees 2, Tigers 1	Soriano	Garcia	Colon	11,135

Overall Record: 20-14 Home: 8-9 Road: 12-5 Neutral: 0-0 vs. AL: 8-5 vs. NL: 12-9

SPRING TRAINING




2011 SPRING TRAINING STATISTICS

PLAYER	AVG	G	AB	R	H	TB	2B	3B	HR	RBI	SH	SF	HP	BB	IBB	SO	SB	CS	DP	E	SLG	OBP	PINCH HIT			
																							AB	H	HR	RBI
Alvino	.000	1	1	0	0	0	0	0	0	0	0	0	0	0	0	0	0	0	0	0	.000	.000				
Avila	.271	21	48	4	13	13	0	0	0	7	0	2	2	12	0	12	0	0	0	1	.271	.422				
Azcona	.250	3	4	0	1	1	0	0	0	1	0	0	0	0	0	1	0	0	0	0	.250	.250	1	0	0	0
Boesch	.347	24	72	11	25	39	2	0	4	10	0	0	2	6	0	12	1	1	4	0	.542	.413	3	1	0	0
Brantly	.333	6	6	1	2	3	1	0	0	0	0	0	0	2	0	1	0	0	0	0	.500	.500	1	0	0	0
Cabrera	.311	24	74	13	23	44	9	0	4	16	0	1	0	6	0	12	0	1	4	1	.595	.358				
Castellanos	.000	1	1	0	0	0	0	0	0	0	0	0	0	0	0	0	0	0	0	0	.000	.000	1	0	0	0
Castillo	---	1	0	0	0	0	0	0	0	0	0	0	0	0	0	0	0	0	0	0	---	---				
Ciriaco	.200	11	15	1	3	3	0	0	0	1	0	0	0	0	0	3	0	0	0	0	.200	.200				
Diaz	.154	16	13	2	2	2	0	0	0	0	0	0	0	4	0	4	0	0	1	0	.154	.353	1	0	0	0
Dirks	.333	22	57	10	19	31	5	2	1	9	0	0	0	6	0	8	0	1	0	0	.544	.397	1	0	0	0
Douglas	.200	5	5	0	1	1	0	0	0	0	0	0	0	0	0	1	1	0	1	1	.200	.200	3	1	0	0
Enos	---	1	0	0	0	0	0	0	0	0	0	0	0	0	0	0	0	0	0	0	---	---				
Fields	.400	5	5	1	2	2	0	0	0	0	0	0	0	0	0	0	0	0	0	0	.400	.400				
A. Garcia	.000	12	14	2	0	0	0	0	0	0	0	0	0	1	0	4	0	0	1	0	.000	.067				
Gomez	.000	3	2	0	0	0	0	0	0	0	0	0	0	0	0	0	0	0	0	0	.000	.000				
Guez	.429	7	7	0	3	4	1	0	0	0	0	0	0	5	0	2	0	0	0	0	.571	.667	2	1	0	0
Gulliver	---	1	0	0	0	0	0	0	0	0	0	0	0	0	0	0	0	0	0	0	---	---				
Henry	.000	3	3	1	0	0	0	0	0	0	0	0	0	0	0	1	0	0	1	0	.000	.000				
Holiday	.111	7	9	2	1	4	0	0	1	1	0	0	1	0	0	1	0	0	1	0	.444	.200				
Inge	.226	23	62	5	14	21	4	0	1	5	0	1	0	4	0	18	1	0	0	3	.339	.269				
Jorg	.278	10	18	3	5	11	3	0	1	2	0	0	0	0	0	3	0	0	1	0	.611	.278	1	0	0	0
Jackson	.209	24	67	12	14	17	3	0	0	3	0	0	2	11	0	17	1	1	1	0	.254	.338	0	0	0	0
Johnson	.000	3	2	0	0	0	0	0	0	0	0	0	0	0	0	1	0	0	0	0	.000	.000				
Jones	.000	1	1	0	0	0	0	0	0	0	0	0	0	0	0	1	0	0	0	0	.000	.000	1	0	0	0
Kelly	.315	27	54	8	17	21	1	0	1	3	0	1	0	5	0	7	1	0	2	1	.389	.367	1	0	0	0
Kunkel	.000	2	2	0	0	0	0	0	0	2	0	0	0	1	0	0	0	0	0	0	.000	.333				
Leyland	.000	4	5	1	0	0	0	0	0	0	0	0	0	0	0	2	0	0	1	0	.000	.000	4	0	0	0
Machado	.500	5	4	2	2	2	0	0	0	0	0	0	0	0	0	0	0	0	0	0	.500	.500				
F. Martinez	.000	1	1	0	0	0	0	0	0	0	0	0	0	0	0	0	0	0	0	0	.000	.000				
V. Martinez	.292	22	65	6	19	27	5	0	1	10	0	2	0	6	0	9	1	0	1	0	.415	.342				
Murrian	.200	6	10	1	2	3	1	0	0	1	0	0	0	0	0	3	0	0	0	0	.300	.200	1	0	0	0
Nunez	.000	3	2	0	0	0	0	0	0	0	0	0	0	0	0	1	0	0	0	0	.000	.000				
Ordonez	.246	20	57	3	14	22	5	0	1	2	0	1	0	5	0	11	0	0	3	0	.386	.302				
Peralta	.197	22	66	2	13	18	5	0	0	0	0	0	0	3	0	14	0	1	4	1	.273	.232				
Perez	1.000	2	1	1	1	1	0	0	0	0	0	0	0	0	0	0	0	0	0	0	1.000	1.000				
Raburn	.316	20	57	11	18	33	1	1	4	12	0	0	1	5	0	14	0	0	1	2	.579	.381	1	0	0	0
Rhymes	.328	21	64	11	21	26	3	1	0	5	2	2	1	5	0	6	2	1	2	1	.406	.375				
Rockett	---	2	0	1	0	0	0	0	0	0	0	0	1	0	0	0	0	0	0	0	---	---				
Rodriguez	.000	2	3	0	0	0	0	0	0	0	0	0	0	0	0	0	0	0	0	0	.000	.000				
E. Roof	---	1	0	0	0	0	0	0	0	0	0	0	0	0	0	0	0	0	0	0	---	---				
S. Roof	---	1	0	0	0	0	0	0	0	0	0	0	0	0	0	0	0	0	0	0	---	---				
Rowland	.333	3	3	1	1	3	0	1	0	3	0	0	0	0	0	0	0	0	0	0	1.000	.333	2	0	0	0
Santiago	.324	16	34	2	11	16	3	1	0	4	0	1	0	5	0	2	0	0	2	0	.471	.400	2	0	0	0
Santos	.000	2	1	0	0	0	0	0	0	0	0	0	0	0	0	0	0	0	0	0	.000	.000				
Scram	.500	2	2	1	1	4	0	0	1	2	0	0	0	0	0	1	0	0	0	0	2.000	.500				
Sizemore	.243	13	37	3	9	16	4	0	1	10	0	0	0	3	0	6	0	0	2	1	.432	.300	1	0	0	0
St. Pierre	.000	9	9	1	0	0	0	0	0	0	0	0	0	0	0	1	0	0	0	0	.000	.000	1	0	0	0
Strieby	.250	14	32	6	8	12	1	0	1	6	0	0	0	5	0	7	0	0	1	0	.375	.351	4	1	0	2
C. Thomas	.286	17	42	4	12	15	1	1	0	6	0	1	0	2	0	9	1	0	1	0	.357	.311	1	0	0	0
Thorman	.154	16	26	5	4	4	0	0	0	3	0	0	0	5	0	3	0	0	0	0	.154	.290	2	0	0	1
Timpner	---	1	0	0	0	0	0	0	0	0	0	0	0	1	0	0	0	0	0	0	---	---				
Wells	.250	24	52	5	13	22	3	0	2	4	0	0	0	11	0	12	1	1	0	1	.423	.381	3	1	0	0
Worth	.333	22	36	4	12	20	6	1	0	7	0	1	0	4	0	6	0	0	1	2	.556	.390				
Detroit	.266	34	1152	147	306	461	67	8	24	135	2	13	10	123	0	217	10	7	36	19	.400	.338	38	5	0	3
Opponents	.240	34	1135	117	272	412	45	7	27	110	2	4	9	108	0	207	25	9	32	18	.363	.310	27	9	1	3

PITCHER	W	L	ERA	G	GS	CG	GF	SHO	SV	IP	H	R	ER	HR	HB	BB	IBB	SO	WP	BK	OPP	AVG
Bale	0	0	3.38	6	0	0	0	0	0	8.0	9	3	3	0	1	2	0	2	0	0	.290	
Below	1	0	5.87	5	0	0	1	0	0	7.2	11	5	5	2	0	1	0	3	1	0	.355	
Benoit	3	0	0.00	9	0	0	0	0	0	9.0	2	0	0	0	0	3	0	14	0	0	.071	
Coke	3	2	2.49	6	6	0	0	0	0	21.2	20	10	6	2	0	6	0	14	0	0	.244	
Furbush	0	1	4.63	5	0	0	0	0	0	11.2	9	6	6	2	0	9	0	13	0	0	.205	
R. Garcia	0	1	9.00	1	0	0	1	0	0	1.0	2	1	1	1	0	0	0	1	0	0	.400	
Gonzalez	1	0	0.75	8	0	0	3	0	0	12.0	11	1	1	0	1	3	0	10	0	0	.239	
Hoffman	0	0	0.00	3	0	0	1	0	0	2.2	4	0	0	0	0	1	0	2	0	0	.364	
Ni	0	0	0.77	10	0	0	1	0	0	11.2	5	1	1	0	1	5	0	12	1	2	.132	
Oliver	1	0	1.80	2	1	0	0	0	0	5.0	2	1	1	0	0	2	0	5	0	0	.118	
Oliveros	0	0	0.00	2	0	0	0	0	0	2.0	2	0	0	0	0	1	0	1	0	0	.250	
Ortega	0	0	2.45	4	0	0	1	0	0	3.2	2	1	1	1	0	0	0	1	0	0	.182	

COMERICA PARK INFORMATION





COMERICA PARK



COMERICA PARK HOME OF THE DETROIT TIGERS

Comerica Park is home to the Detroit Tigers, a charter member of the American League and one of the most storied franchises in the history of Major League Baseball. The opening of the park on April 11, 2000 ushered in a new era of baseball in Detroit that features a multi-faceted fan experience in one of the premier venues in professional sports. Comerica Park was designed with fans in mind and provides a one-of-a-kind experience for fans of all ages.

AN URBAN VILLAGE

Comerica Park is rooted at the center of an urban village that includes shops, restaurants, offices, the neighboring Ford Field, Fox Theatre and other attractions. Buildings of varying sizes and heights make up this village of outbuildings which houses many of the service facilities surrounding the park. Roughly 70,000 square feet of retail space is included and another 36,000 square feet is dedicated to Tigers offices. The result blends into the surrounding street life of Foxtown. Comerica Park provides a beautiful view of the Detroit skyline which is highlighted by the Renaissance Center, Detroit Athletic Club and many Detroit landmarks.



THE CONCOURSES

The concourses are among the most generous of any facility. The minimum width of the main concourse is 40 feet, with wider concourses in many areas. The upper concourse is approximately 34 feet wide. The general standard for concourses in existing ballparks is 32 feet in width. Concourses at old Tiger Stadium were between 17 and 27 feet on the lower level, 11 feet behind the last row of the lower deck and 11 feet in the upper level.

THE WALK OF FAME

Touring the main concourse, fans are taken through time on a tour of baseball and lifestyle history. The concourse is divided into a chronology of Tigers history. Decade monuments covering two decades each are placed along the concourse, towering from floor to ceiling and featuring artifacts from each era.

CONCESSIONS FACILITIES AND FOOD COURT

Typical ballparks have a point of sale (register) for every 200 fans; Comerica Park abbreviates the wait with one point of sale for every 125 fans. Among the many tantalizing food options are the "Brushfire Grill" barbecue area behind third base and the "Big Cat Court" food area behind first base, with a wide range of snacks, sandwiches, frozen treats and other great munchies.

FAMILY ENTERTAINMENT

In the middle of the food court, a merry-go-round is available for the young and young-at-heart, with patrons riding atop tigers instead of horses. Behind the “Brushfire Grill” barbecue area stands a baseball-themed ferris wheel. The stunning fountain above center field synchronizes music and light to spraying fountains of water.



SEATING LEVELS AND CAPACITIES

There are approximately 23,000 seats in the lower bowl of Comerica Park and 2,000 in the two suite levels. There are roughly 11,000 in the main upper deck. From just past first base to the right-field foul line there is a section with 4,000 seats that does not have a suite level. The upper deck in this level is approximately 15 feet lower and closer to the field than the main upper deck.

PREMIUM SEATING AREAS

Comerica Park features four premium seating areas. Located at the upper rows of the lower bowl, the Tiger Den resembles the fashionable boxes at old-time sporting venues with movable chairs. A private lounge is available for patrons. The first five rows of the upper bowl have been designated as club seats, and patrons have access to the Club Lounge. Another premium seating area is located in the lowest rows of the lower bowl, called On-Deck Circle seats. Additionally, there are two levels of suites, which includes several party suites that are available for individual game rental.



COMERICA PARK FACTS AND FIGURES

Location: 2100 Woodward Avenue, Detroit, MI

Seating Capacity: 41,255

First Game: April 11, 2000 vs. Seattle Mariners

Playing Field Distances: Left Field Line, 345 feet; Left-Center Power Alley, 370 feet; Center Field, 420 feet; Right-Center Power Alley, 365 feet; Right Field Line, 330 feet.

Playing Field Fences: All outfield fences are eight feet, six inches except for the left field fence which measures at six feet, 10 inches high and a 100-foot section in right field which measures 11 feet, six inches high.

Area: The ballpark itself encompasses over 788,000 square feet. Including the outbuildings, the total square footage is over one million.

Lighting: The right field light towers are five stories tall and hold 75 1,500 watt bulbs that measure 20 inches in diameter. When all the towers are lit, they emit 1.4 million watts.

Dugouts: Connected to clubhouses by tunnels. Visitors on first base side, home on third base side.



COMERICA PARK

THE TIGER CLUB

The Tiger Club, open on a membership basis, features approximately 20,000 square feet of entertaining space. There is seating for 300 overlooking the playing field in right field, a bar for 200, a cigar bar and banquet facility.

THE CHAMPIONS CLUB

The Champions Club, open on a membership basis, combines the perks of luxury seating with an open and relaxed lounge atmosphere. The Champions Club opened in 2006 and is located on the suite level down the left field line.

GATED ENTRANCES

There are three main gated entrances to Comerica Park, each featuring attractions on a grand scale. Among the features are immense 80-foot high baseball bats framing the gates, tiger sculptures and Pewabic tile accents.

FANTASTIC FIREWORKS

Not only is Comerica Park known for explosive action on the field, but also explosive action in the skies above. Beginning shortly after the park opened in 2000, fantastic fireworks displays have been held on select weekends throughout the season, adding unrivaled value and fun to an already exciting product.

SPECIAL NEEDS ACCESS

Comerica Park complies with all guidelines of the ADA. In completing the facility, the Tigers worked extensively with organizations including The Paralyzed Veterans of America's Michigan Chapter and the Michigan Commission for the Blind to ensure accessibility for all fans and a great baseball experience for guests who enter Comerica Park.

THE TEAM

The design team of HOK Sport and the Detroit-based Smith, Hinchman and Grylls served as architects for Comerica Park, while Huber, Hunt & Nichols, Inc., Turner Construction Company and White Construction Company joined forces to form Hunt-Turner-White as construction management team. Private financing accounts for more than 60 percent of Comerica Park, with partners including the Tigers and a bank syndicate led by Sumitomo Bank, Limited, Societe General, First Chicago NBD, Provident Bank of Maryland, First of America Bank, Standard Federal Bank and Michigan National Bank. Public financing participants include the Michigan Strategic Fund (infrastructure), City of Detroit Downtown Development Authority and Wayne County.

COMERICA PARK STATUES

Comerica Park features larger-than-life sculptures of six Tigers legends that overlook the field from the left field concourse. The sculptures feature Ty Cobb, Charlie Gehringer, Hank Greenberg, Willie Horton, Al Kaline and Hal Newhouser. They were designed by renowned sculptor Omri Amrany and were cast in stainless steel.





MOMENTS IN COMERICA PARK HISTORY

Comerica Park is entering its 13th season as the home of the Detroit Tigers. Despite such a short history, Comerica Park has seen many exciting moments that are part of the fabric of Detroit baseball history.

MIDSUMMER CLASSIC RETURNS TO MOTOWN

The first marquee Major League Baseball event to take place at Comerica Park was the 2005 Major League Baseball All-Star Game. It marked the fourth all-star game in Detroit and the first since 1971. The American League defeated the National League 7-5 behind home runs from Mark Teixeira and Miguel Tejada. In the home run derby, Bobby Abreu set a major league record by belting 24 home runs in the first round and 41 home runs over the course of the contest.

PLAYOFF BASEBALL COMES TO COMERICA PARK

After clinching the American League Wild Card during the regular season and opening the 2006 playoffs at Yankee Stadium, the first playoff game in the history of Comerica Park was played on October 6, 2006. The Tigers defeated the Yankees 6-0 and went on to win five of the six games held at Comerica Park during the 2006 playoffs.



MAGGLIO ORDONEZ BELTS HISTORIC HOME RUN TO SEND TIGERS TO THE FALL CLASSIC

Tigers right fielder Magglio Ordonez stepped to the plate in the bottom of the ninth inning with the score tied at three in Game Four of the 2006 American League Championship Series. He belted a Huston Street delivery into the Detroit sky for a game-ending three-run home run that propelled the Tigers to the club's first World Series berth since 1984.



WORLD SERIES BASEBALL AT COMERICA PARK

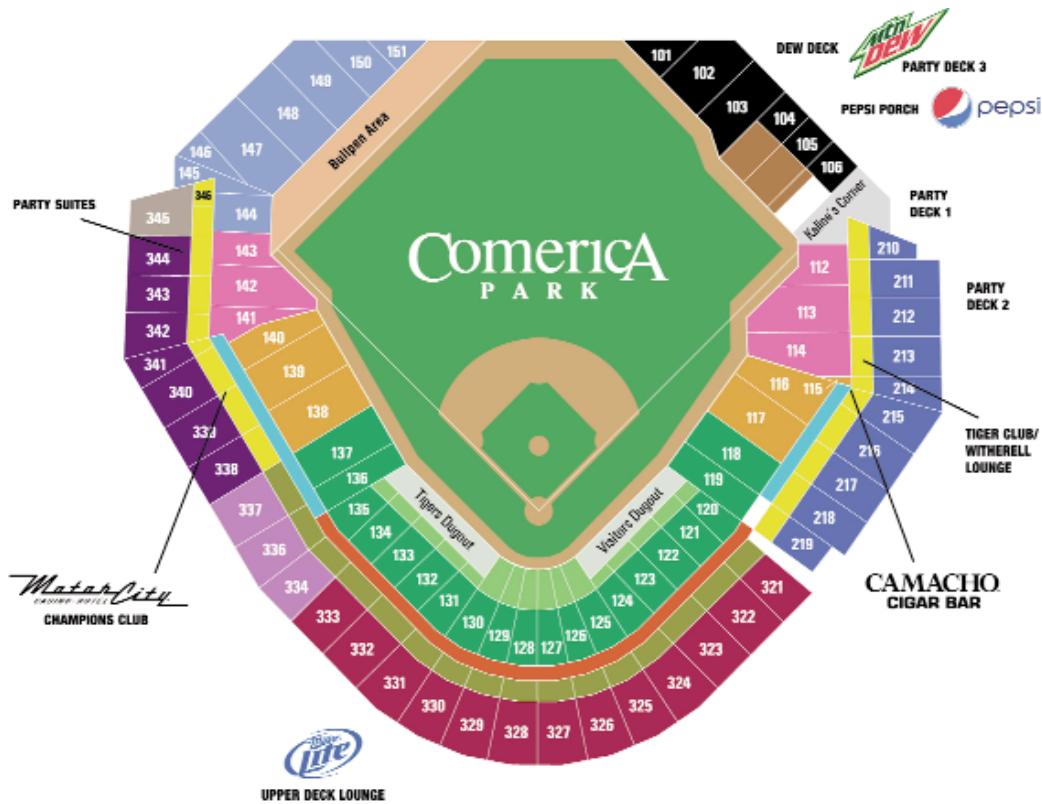
The Tigers hosted the St. Louis Cardinals in Game One of the 2006 World Series on October 21, 2006. The Tigers lost Game One 7-2, but bounced back to defeat the Cardinals 3-1 in Game Two to record the first World Series victory in Comerica Park history.

VERLANDER FIRES SIXTH NO-HITTER IN FRANCHISE HISTORY

Justin Verlander fired the sixth no-hitter in franchise history on June 12, 2007 in a 4-0 victory over the Milwaukee Brewers. It marked the first no-hitter at Comerica Park and the first no-hitter by a Tigers pitcher in Detroit since Virgil Trucks on May 15, 1952 at Briggs Stadium.



COMERICA PARK



Comerica Park Seating Breakdown

Lower Level	Location	Regular*	Premium*+	Upper Level	Location	Regular*	Premium*+
On-Deck Circle	120-135	\$75	\$85	Club Seats	321-337	\$31	\$36
Tiger Den	120-135	\$70	\$80	Upper Box IF	321-333	\$24	\$30
Infield Box	118-137	\$50	\$60	Upper Box RF	210-219	\$24	\$30
Terrace	116-118/136-141	\$43	\$53	Upper Box LF	338-346	\$24	\$30
Outfield Box	115-117/138-140	\$37	\$47	Upper Baseline Box	334-337	\$19	\$25
Lower Baseline Box	112-114/141-143	\$28	\$38	Mezzanine	210-219	\$16	\$20
RF Grandstand	104-106	\$21	\$31	Upper Reserved	338-344	\$14	\$19
Pavilion	144-151	\$17	\$21	Skyline	345	\$5	\$5
Bleachers	101-106	\$15	\$17	Standing Room Only		\$15 [^]	\$17 [^]
Kaline's Corner	107-111	\$16	\$18				

[^]3,000 SRO tickets become available only after all seats are sold

*Individual game prices only

+Variable premium pricing for individual game tickets will affect 32 games, including the four-game series with the New York Yankees, three-game series with the St. Louis Cardinals and Friday, Saturday and Sunday games in June, July, and August, and Opening Day.

How to Order Tickets

Comerica Park Box Office: Located at Comerica Park on Witherell Street. Open during the season Monday through Saturday, 10 a.m.-6 p.m., and Sunday, 10 a.m.-2 p.m.

Ticket Outlets: Tickets for all regular season home games may be purchased at Tickets.com outlets up until 30 minutes prior to game time. Tickets ordered through Tickets.com are subject to a supplemental convenience charge. For the nearest Tickets.com outlet, call (866) 66-TIGER.

By Phone: Tickets may be ordered over the phone by calling Tickets.com at (866) 66-TIGER. Tickets.com is open Monday through Sunday, 9 a.m.-9 p.m. Tickets charged over the phone are subject to a supplemental convenience charge.

By Mail: Mail orders should be sent to: Detroit Tigers Box Office, 2100 Woodward Ave., Detroit, MI 48201. There is a \$6 handling charge per order.

For More Information: Call the Tigers at (313) 471-2000.

TIGERS IN THE COMMUNITY





TIGERS IN THE COMMUNITY



DETROIT TIGERS IN THE COMMUNITY

The Detroit Tigers organization, its owners, management, players and coaches are committed to providing a caring, enduring presence in our community and believe in the need to invest in our region's future. Through the Detroit Tigers Foundation and our community affairs initiatives, the club supports thousands of deserving individuals and organizations in the greater Detroit area with a focus on youth, education and recreation.



DETROIT TIGERS FOUNDATION

Established in 2005, the Detroit Tigers Foundation is an affiliate of Ilitch Charities, a 501(c)(3) public charity. The mission of the Foundation is to enhance lives through the game of baseball. Since its inception, the Foundation has awarded nearly \$6 million in grants, Tigers tickets and scholarships with a focus on youth, education and recreation. For more information on the Foundation and the team's charitable activities visit www.detroittigersfoundation.com.

PLAY BASEBALL DETROIT

A love of baseball runs deep in the veins of greater Detroit. The Detroit Tigers do their part to carry on this beloved tradition by developing young athletes in our community through Play Baseball Detroit. Play Baseball Detroit includes a host of initiatives to engage children in the sport of baseball, such as equipment donations, field maintenance, school rallies, baseball skills clinics, competitive tournaments and an online team registration program. Play Baseball Detroit is funded by the Detroit Tigers Foundation.

GLOVES FOR KIDS

Together with CBS Radio partners and FOX Sports Detroit, the Tigers call upon our community to donate gently-used baseball/softball equipment to support youth leagues in our community. Since the program's inception, the Gloves for Kids program collected and distributed more than 10,000 pieces of equipment.

TINY TIGERS

Tiny Tigers is a Tee Ball and Junior Baseball program in partnership with the Boys and Girls Clubs of Southeastern Michigan for children ages 6-10. Since 2008, Tiny Tigers has served over 2,200 youth.



BASEBALL FUNDAMENTALS

The Baseball FUNdamentals program is designed to build children's excitement about baseball. The program includes in-school baseball and softball instructional sessions during gym class and community skills clinics with Tigers coaches and training staff.

DETROIT TIGERS HOMETOWN CHAMPIONSHIP

A signature event, the Detroit Tigers Hometown Championship is a three-day baseball and softball tournament for Detroit area youth ages 8-19. The tournament is designed to showcase the area's best talent as well as refurbished youth baseball and softball fields in Detroit.

TEAM TIGERS

An online registration and reward program, Team Tigers has served over 10,700 Tee Ball, youth baseball and youth softball players since 2008. By registering online at tigers.com, teams receive resources and tools to help them succeed, including game and practice equipment, team wristbands and a best practices manual on field maintenance and fundraising.

50/50 RAFFLE

The 50/50 raffle program was developed in 2008 in an effort to create awareness and raise funds in partnership with select local charities while enjoying an evening at Comerica Park. Since its inception, the 50/50 raffle has raised over \$310,000 to support local charities including the Leukemia and Lymphoma Society and the American Diabetes Association.



VERLANDER'S VICTORY FOR VETERANS

For each of his home starts, Justin Verlander hosts Veterans from the John D. Dingell Veterans Affairs Medical Center in Detroit and the Veterans Affairs Ann Arbor Healthcare System. These Veterans sustained injuries or illness in Iraq during Operation Iraqi Freedom or in Afghanistan during Operation Enduring Freedom. The Veterans, along with their families, cheer on the Tigers from the comfort of Verlander's personal luxury suite. Veterans receive a personalized welcome letter from Verlander, while all guests receive a Verlander's Victory for Veterans T-shirt and are welcomed on the scoreboard during the game.

AUTOGRAPHED MEMORABILIA DONATION PROGRAM

Each year, nearly 1,500 charitable organizations benefit from in-kind donations from the Tigers, including autographed memorabilia, unique experience packages and luxury suites.

TICKET DONATION PROGRAM

Each year the Tigers organization donates over 50,000 tickets to deserving charitable organizations throughout Michigan, northern Ohio and southern Ontario, Canada to allow deserving groups of Tigers fans the opportunity to enjoy Tigers baseball at Comerica Park.



IN THE COMMUNITY



TIGERS IN THE COMMUNITY



DETROIT TIGERS ARMED FORCES GAME BALL DELIVERY

On select home games, the Detroit Tigers invite a member of the Armed Forces currently serving a tour of duty or recently returned from deployment to deliver the game ball to the pitcher's mound as a means to honor the dedication of the men and women who are currently serving our country. The service member is announced to Comerica Park and welcomed as the official game baseball is delivered to the pitcher's mound.

WILLIE HORTON SCHOLARSHIP

The Tigers established the Willie Horton Scholarship in 2001, in honor of Willie Horton's accomplishments and contributions to the greater Detroit community. This scholarship, funded by the Detroit Tigers Foundation, is awarded annually to a graduating senior from Northwestern High School in Detroit, Horton's alma mater.

EDUCATION AND SAFETY

The Detroit Tigers are proud to maintain a wide variety of programs focused on education and safety including Safety Patrol Day, Aquafina Perfect Attendance Day, Gang Resistance Education and Training Day (G.R.E.A.T.) and the Jackie Robinson Memorial Art, Essay and Poetry Contest. Safety Patrol Day, a program in existence for nearly 60 years, awards Tigers tickets to students for their service to their classmates, while Perfect Attendance Day awards Tigers tickets to area middle school students with perfect attendance during a school semester. The G.R.E.A.T. program rewards students in the spring for setting goals and understanding how gangs and youth violence negatively impact their lives. The Detroit Tigers Jackie Robinson Art, Essay and Poetry Contest invites middle and high school students to create original poems, essays and works of art to honor the athlete who broke the barrier of segregation in baseball, and a social activist who fought for equal opportunities beyond the playing field.

PLAYER PARTICIPATION

The Player Participation program is the cornerstone of the Tigers community involvement. Each season, hundreds of charitable organizations benefit from the dedication of Tigers players and coaches. Tigers community participation includes reading with students, visiting youth groups, conducting baseball clinics, visiting hospitals, serving as chairmen or spokesmen for charitable organizations, autographing memorabilia for fundraising events and much more.

TIGERS WINTER CARAVAN

For a few special days each January, you won't find the Detroit Tigers at Comerica Park. The team, along with coaches, broadcasters and front office staff hit the road for the Tigers Winter Caravan to visit fans across the state of Michigan. The Tigers Winter Caravan is a series of community events designed to reconnect Tigers baseball with its local fan base. Simultaneously, the Tigers Winter Caravan aims to support numerous communities and Michigan-based organizations by linking Detroit Tigers players, coaches, broadcasters and members of the front office to charitable and noteworthy causes.



TIGERS DREAMS COME TRUE

Throughout the season, the Tigers grant the wishes of Tigers fans of all ages with special needs or life-threatening illness by inviting these fans and their families to watch batting practice from the field and meet a Tigers player or coach.

TIGERS WIVES

The Tigers Wives are not afraid to roll up their sleeves and make a real difference in our community. From participating in the Susan G. Komen Race for the Cure to serving lunch on the Salvation Army Bed and Bread Truck to brightening the days of patients being treated at local pediatric hospitals, the Tigers Wives enjoy supporting the community that cheers for their husbands.

MISCELLANEOUS INFORMATION





TIGERS 40-MAN ROSTER

2012 Detroit Tigers 40-Man Roster

Manager: Jim Leyland (10)

Coaches: Rafael Belliard (17), Tom Brookens (61), Jeff Jones (51), Gene Lamont (22), Lloyd McClendon (8), Mike Rojas (59), Javair Gillett (00)

Director, Medical Services/Head Athletic Trainer: Kevin Rand

Assistant Trainers: Steve Carter, Doug Teter

NO.	PITCHERS (22)	B	T	HT.	WT.	BORN	BIRTHPLACE	RESIDENCE	2011 CLUB	W-L	ERA	G	GS	CG	SHO	SV	IP	H	AB	R	ER	BB	SO	AVG	ML SER.
62	Albuquerque, Al	R	R	6-0	195	6-10-86	San Pedro de Macoris, DR	San Pedro de Macoris, DR	Toledo	0-0	1.93	4	0	0	0	0	4.2	5	19	1	1	2	10	.263	
31	Balester, Collin	R	R	6-5	200	6-6-86	Huntington Beach, CA	Dana Point, CA	Syracuse	2-1	4.35	28	0	0	0	1	39.1	47	157	19	19	15	46	.299	
64	Below, Duane	L	L	6-3	218	11-15-85	Britton, MI	Britton, MI	Washington	1-4	4.54	23	0	0	0	0	35.2	38	142	21	18	14	34	.288	
53	Benoit, Joaquin	R	R	6-3	220	7-26-77	Santiago, DR	Santiago, DR	Toledo	0-2	4.34	14	2	0	0	0	29.0	28	111	16	14	11	14	.252	
40	Coke, Phil	L	L	6-1	210	7-19-82	Sonora, CA	Sonora, CA	Detroit	4-3	2.95	66	0	0	0	2	61.0	47	216	22	20	17	63	.218	
45	Crosby, Casey	R	L	6-5	225	9-17-88	Kaneland, IL	Sycamore, IL	Detroit	0-0	5.06	1	1	0	0	0	5.1	8	23	3	3	2	6	.348	
20	Dotel, Octavio	R	R	6-0	230	11-25-73	Santo Domingo, DR	Santo Domingo, DR	Detroit	3-9	4.47	48	14	0	0	1	108.2	118	423	64	54	40	69	.279	
58	Fister, Doug	L	R	6-8	200	2-4-84	Merced, CA	Merced, CA	Toronto	9-7	4.10	25	25	0	0	0	131.2	122	483	68	60	77	121	.253	
44	Hoffman, Matt	L	L	6-2	224	11-8-88	Owasso, OK	Owasso, OK	Seattle	3-3	3.28	29	0	0	0	2	24.2	16	88	10	9	5	32	.182	
49	Marte, Luis	R	R	5-11	199	8-26-86	San Cristobal, DR	San Cristobal, DR	Detroit	3-12	3.33	21	21	0	0	0	146.0	139	551	57	54	32	89	.252	
43	Oliver, Andy	L	L	6-3	210	12-3-87	Vermilion, OH	Vermilion, OH	Erie	8-1	1.79	11	10	0	0	0	70.1	54	262	19	14	5	57	.206	
56	Ortega, Jose	R	R	5-11	187	10-12-88	Caja Seca, VZ	Palmarito, VZ	Toledo	0-0	54.00	1	0	0	0	0	0.1	0	1	2	2	2	0	.000	
34	Pauley, David	R	R	6-2	210	6-17-83	Longmont, CO	Sawyer, MI	Erie	2-5	3.18	49	0	0	0	3	62.1	60	237	26	22	23	46	.253	
48	Porcello, Rick	R	R	6-5	200	12-27-88	Morristown, NJ	Chester, NJ	Toledo	3-0	1.70	23	1	0	0	3	53.0	29	183	10	10	18	68	.188	
37	Scherzer, Max	R	R	6-3	220	7-27-84	St. Louis, MO	Chesterfield, MO	Seattle	1-0	5.40	2	0	0	0	0	3.1	3	13	2	2	4	2	.231	
55	Sclereth, Daniel	L	L	6-0	198	5-9-86	Anchorage, AK	Lone Tree, CO	Detroit	1-0	2.45	4	0	0	0	0	3.2	6	16	1	1	1	3	.375	
38	Stohr, Tyler	L	R	6-2	210	9-19-86	Newburgh, NY	Viera, FL	Detroit	8-12	4.71	26	26	0	0	0	147.0	149	548	83	77	80	143	.272	
50	Turner, Jacob	R	R	6-5	210	5-21-91	St. Charles, MO	St. Charles, MO	Detroit	0-1	6.52	2	2	0	0	0	9.2	11	38	7	7	8	5	.289	
46	Valverde, Jose	R	R	6-4	254	3-24-78	San Pedro de Macoris, DR	Santo Domingo, DR	Toledo	1-3	6.30	33	0	0	0	0	50.0	61	197	41	35	27	44	.310	
35	Verlander, Justin	R	R	6-5	225	2-20-83	Menakin-Sabot, VA	Lakeland, FL	Detroit	5-4	2.15	39	0	0	0	0	54.1	38	190	13	13	16	34	.200	
60	Villarreal, Braylan	R	R	6-0	170	5-10-87	La Guaira, VZ	Valencia, VZ	Detroit	0-2	5.95	14	0	0	0	0	19.2	26	80	14	13	6	10	.325	
57	Wilk, Adam	L	L	6-2	181	12-9-87	Anaheim, CA	Buena Park, CA	Detroit	14-9	4.75	31	31	0	0	0	182.0	210	720	103	96	46	104	.292	
									Detroit	15-9	4.43	33	33	0	0	0	195.0	207	760	101	96	56	174	.272	
									Toledo	1-0	0.77	8	0	0	0	0	11.2	6	39	1	1	5	18	.154	
									Detroit	2-2	3.49	49	0	0	0	0	49.0	36	172	20	19	31	44	.209	
									Lakeland	1-0	3.45	24	0	0	0	0	31.1	24	112	12	12	8	23	.214	
									Erie	0-2	4.21	20	0	0	0	3	25.2	22	94	12	12	17	27	.234	
									Erie	3-5	3.48	17	17	0	0	0	113.2	102	426	47	44	32	90	.239	
									Toledo	1-0	3.12	3	3	0	0	0	17.1	15	66	6	6	3	20	.227	
									Detroit	0-1	8.53	3	3	0	0	0	12.2	17	54	13	12	4	8	.315	
									Detroit	2-4	2.24	75	0	0	0	49	72.1	52	262	21	18	34	69	.198	
									Detroit	24-5	2.40	34	34	4	2	0	251.0	174	904	73	67	57	250	.192	
									Toledo	3-5	5.05	17	10	0	0	0	66.0	65	249	40	37	29	40	.261	
									Detroit	1-1	6.75	16	0	0	0	0	16.0	21	65	12	12	10	14	.323	
									Toledo	8-6	3.24	18	18	0	0	0	102.2	105	401	45	37	14	76	.262	
									Detroit	0-0	5.40	5	0	0	0	0	13.1	14	54	10	8	3	10	.259	

TIGERS 40-MAN ROSTER



NO.	CATCHERS (3)	B	T	HT.	WT.	BORN	BIRTHPLACE	RESIDENCE	2011 CLUB	AVG	G	AB	R	H	TB	2B	3B	HR	RBI	BB	SO	SB	OBP	SLG	ML SER.	
13	Avila, Alex	L	R	5-11	210	1-29-87	Hialeah, FL	Pembroke Pines, FL	Detroit	.295	141	464	63	137	235	33	4	19	82	73	131	3	.389	.506	2,061	
9	Laird, Gerald	R	R	6-1	225	11-13-79	Westminster, CA	Scottsdale, AZ	Memphis#	.429	2	7	2	3	4	1	0	0	0	1	2	1	0	.556	.571	7,077
41	Martinez, Victor	S	R	6-2	210	12-23-78	Ciudad Bolivar, VZ	Ciudad Bolivar, VZ	Toledo#	.500	2	6	1	3	4	1	0	0	0	2	1	1	0	.500	.667	8,114
NO.	INFELDERS (9)	B	T	HT.	WT.	BORN	BIRTHPLACE	RESIDENCE	2011 CLUB	AVG	G	AB	R	H	TB	2B	3B	HR	RBI	BB	SO	SB	OBP	SLG	ML SER.	
24	Cabrera, Miguel	R	R	6-4	240	4-18-83	Meracy, VZ	Meracy, VZ	Detroit	.344	161	572	111	197	335	48	0	30	105	108	89	2	.448	.586	8,101	
28	Felder, Prince	L	R	5-11	275	5-9-84	Ontario, CA	Windermere, FL	Milwaukee	.299	162	569	95	170	322	36	1	38	120	107	106	1	.415	.566	6,068	
15	Inge, Brandon	R	R	5-11	188	5-19-77	Lynchburg, VA	Saline, MI	Toledo	.287	29	108	18	31	56	4	0	7	19	17	30	0	.389	.519	10,095	
32	Kelly, Don	L	R	6-4	190	2-15-80	Butler, PA	Wexford, PA	Detroit	.197	102	269	28	53	76	10	2	3	23	24	74	1	.265	.283	2,149	
27	Peralta, Jhonny	R	R	6-2	215	5-28-82	Santiago, DR	Santiago, DR	Detroit	.245	113	257	35	63	98	8	3	7	28	14	32	2	.291	.381	7,118	
52	Perez, Hernan	R	R	6-1	185	3-26-91	Aragua, VZ	Aragua, VZ	West Michigan	.299	146	525	68	157	251	25	3	21	86	40	95	0	.345	.478	4,109	
25	Raburn, Ryan	R	R	6-0	185	4-17-81	Tampa, FL	Balm, FL	Detroit	.258	129	503	69	130	183	23	3	8	42	38	87	23	.314	.364	7,095	
39	Santiago, Ramon	S	R	5-11	175	8-31-79	Las Matas de Farfan, DR	Las Matas de Farfan, DR	Detroit	.256	121	387	53	99	167	22	2	14	49	21	114	1	.297	.432	1,028	
29	Worff, Danny	R	R	6-1	185	9-30-85	Northridge, CA	Valencia, CA	Toledo	.260	101	258	29	67	99	11	3	5	30	17	38	0	.311	.384	2,000	
NO.	OUTFIELDERS (6)	B	T	HT.	WT.	BORN	BIRTHPLACE	RESIDENCE	2011 CLUB	AVG	G	AB	R	H	TB	2B	3B	HR	RBI	BB	SO	SB	OBP	SLG	ML SER.	
26	Boesch, Brennan	L	L	6-4	235	4-12-85	Santa Monica, CA	Los Angeles, CA	Detroit	.256	86	309	45	79	130	19	4	8	37	36	86	13	.338	.421	1,027	
12	Dirks, Andy	L	L	6-0	195	1-24-86	Hutchinson, KS	Burton, KS	Detroit	.270	30	37	6	10	12	2	0	0	0	3	2	9	0	.308	.324	5,034
33	Garcia, Avisail	R	R	6-4	240	6-12-91	Anzoategui, VZ	Anzoategui, VZ	Detroit	.283	115	428	75	121	196	25	1	16	54	35	83	5	.341	.458	2,000	
14	Jackson, Austin	R	R	6-1	185	2-1-87	Denton, TX	Denton, TX	Toledo	.325	41	157	30	51	82	8	1	7	24	12	28	12	.368	.522	0,139	
36	Thomas, Clete	L	R	5-11	185	11-14-83	Jacksonville, FL	Tampa, FL	Lakeland	.251	78	219	34	55	89	13	0	7	28	11	36	5	.296	.406	2,000	
21	Young, Delmon	R	R	6-3	240	9-14-85	Montgomery, AL	Camarillo, CA	Detroit	.249	153	591	90	147	221	22	11	10	45	56	181	22	.317	.374	1,027	
		R	R	6-3	240	9-14-85	Montgomery, AL	Camarillo, CA	Toledo	.251	113	367	37	92	147	15	2	12	53	32	130	20	.314	.401	1,027	
		R	R	6-3	240	9-14-85	Montgomery, AL	Camarillo, CA	Rochester#	.280	9	31	5	9	18	3	0	2	5	1	5	0	.313	.581	5,034	
		R	R	6-3	240	9-14-85	Montgomery, AL	Camarillo, CA	Minnesota	.266	84	305	26	81	109	16	0	4	32	18	55	1	.305	.357	5,034	
		R	R	6-3	240	9-14-85	Montgomery, AL	Camarillo, CA	Detroit	.274	40	168	28	46	77	5	1	8	32	32	5	0	.298	.458	5,034	



TIGERS NON-ROSTER INVITEES

2012 Detroit Tigers Non-Roster Invitees

NO.	PITCHERS (3)	B	T	HT.	WT.	BORN	BIRTHPLACE	RESIDENCE	2011 CLUB	WL	ERA	G	AB	R	H	CG	SHO	SV	IP	H	AB	R	ER	BB	SO	OBP	SLG	AVG	ML SER.
68	Boothcheck, Chris	R	R	6-5	210	10-24-78	Michigan City, IN	Cumming, GA	Durham	3-2	3.57	16	7	0	0	0	0	1	56.0	46	211	27	23	19	48	.218	.2098		
75	Downs, Darrin	R	L	6-3	208	12-26-84	Southfield, MI	Lake Worth, FL	Jacksonville	2-5	4.83	22	13	0	0	0	0	0	76.1	87	301	44	41	23	48	.289			
80	Smyly, Drew	L	L	6-3	190	6-13-89	Little Rock, AR	Maumelle, AR	Lakeland	3-2	4.29	10	5	0	0	0	0	0	35.2	34	136	17	17	8	39	.250			
		L	L	6-3	190	6-13-89	Little Rock, AR	Maumelle, AR	Erie	7-3	2.68	14	14	0	0	0	0	0	80.1	71	294	32	23	21	77	.241			
		L	L	6-3	190	6-13-89	Little Rock, AR	Maumelle, AR	Erie	4-3	1.18	8	7	0	0	0	0	0	45.2	32	159	10	6	15	53	.201			
		L	L	6-2	205	7-14-89	San Diego, CA	Murrieta, CA	2011 CLUB	AVG	G	AB	R	H	TB	H	CG	SHO	SV	IP	HR	RBI	BB	SO	SB	OBP	SLG	AVG	ML SER.
71	Brantly, Rob	L	R	6-2	205	7-14-89	San Diego, CA	Murrieta, CA	West Michigan	.303	7.5	284	42	86	125	86	125	16	1	7	44	24	39	2	.366	.440			
82	Casali, Curt	R	R	6-2	220	11-9-88	Walnut Creek, CA	New Canaan, CT	Lakeland	.219	3.9	146	16	32	47	32	47	6	0	3	18	5	17	0	.239	.322			
76	Holiday, Bryan	R	R	6-0	205	11-19-87	Dallas, TX	Dallas, TX	Connecticut	.278	10	36	7	10	15	2	0	0	1	2	6	5	0	0	.409	.417			
77	Leyland, Patrick	R	R	6-2	210	10-11-91	Pittsburgh, PA	Pittsburgh, PA	West Michigan	.227	2.5	75	10	17	30	7	0	0	2	14	13	9	0	0	.344	.400			
81	McCann, James	R	R	6-2	210	6-13-90	Santa Barbara, CA	Santa Barbara, CA	Erie	.242	9.5	330	35	80	119	18	0	7	42	27	42	27	76	6	.304	.361			
67	Santos, Omir	R	R	6-0	213	4-29-81	Beylomon, PR	Kissimmee, FL	Connecticut	.220	3.5	118	9	26	33	4	0	0	0	1	12	8	10	1	.279	.280			
		R	R	6-0	213	4-29-81	Beylomon, PR	Kissimmee, FL	GCL Tigers	.357	5	14	1	5	9	1	5	9	1	0	1	6	1	0	0	.438	.643		
		R	R	6-0	213	4-29-81	Beylomon, PR	Kissimmee, FL	West Michigan	.059	9	34	0	2	3	1	0	0	0	0	0	0	2	12	0	.132	.088		
		R	R	6-0	213	4-29-81	Beylomon, PR	Kissimmee, FL	GCL Tigers#	.000	2	2	0	0	0	0	0	0	0	0	0	0	0	0	0	.333	.000		
		R	R	6-3	195	6-16-87	San Pedro de Macoris, DR	San Pedro de Macoris, DR	Toledo	.245	4.9	151	12	37	48	5	0	2	16	3	29	0	259	0	.259	.318			
		R	R	6-0	168	4-8-83	Tallahassee, FL	Kennesaw, GA	Detroit	.227	11	22	1	5	5	0	0	0	0	0	0	0	4	0	.227	.227	1.073		
		R	R	6-4	210	3-4-92	Davie, FL	Davie, FL	2011 CLUB	AVG	G	AB	R	H	TB	H	CG	SHO	SV	IP	HR	RBI	BB	SO	SB	OBP	SLG	AVG	ML SER.
79	Castellanos, Nick	R	R	6-4	210	3-4-92	Davie, FL	Davie, FL	West Michigan	.312	13.5	507	65	158	221	108	162	23	8	5	55	10	64	5	.301	.415			
65	Ciriaco, Audy	R	R	6-3	195	6-16-87	San Pedro de Macoris, DR	San Pedro de Macoris, DR	Erie	.277	10.1	390	56	108	162	23	8	5	5	0	2	2	15	0	.138	.093			
70	Diaz, Argenis	R	R	6-0	190	2-12-87	Guaitire, VZ	Guaitire, VZ	Toledo	.093	14	54	2	5	5	0	0	0	0	0	25	41	61	3	.356	.341	0.068		
74	Patterson, Eric	L	R	6-0	168	4-8-83	Tallahassee, FL	Kennesaw, GA	Toledo	.279	9.8	340	45	95	116	17	2	0	0	0	0	0	2	1	.333	.000			
		R	R	6-5	235	8-9-85	Seattle, WA	Brier, WA	Lake Elsinore#	.000	2	4	0	0	0	0	0	0	0	0	0	0	2	1	1	.405	.000		
63	Strieby, Ryan	R	R	6-5	235	8-9-85	Seattle, WA	Brier, WA	Tucson	.253	5.1	190	31	48	77	12	4	3	14	9	29	3	287	3	.287	.405			
		R	R	6-0	175	11-21-84	San Diego, CA	San Diego, CA	San Diego	.180	4.7	89	8	16	26	2	1	2	8	12	8	12	22	8	.272	.292	2.050		
		R	R	6-0	175	11-21-84	San Diego, CA	San Diego, CA	Toledo	.255	13.0	487	66	124	209	28	0	19	76	60	171	5	341	5	.341	.429			
		R	R	6-0	175	11-21-84	San Diego, CA	San Diego, CA	2011 CLUB	AVG	G	AB	R	H	TB	H	CG	SHO	SV	IP	HR	RBI	BB	SO	SB	OBP	SLG	AVG	ML SER.
66	Berry, Quintin	L	L	6-0	175	11-21-84	San Diego, CA	San Diego, CA	Carolina	.297	9.3	320	64	95	131	16	1	6	41	52	83	40	399	4	.399	.409			
72	Head, Jerad	R	R	6-0	210	11-15-82	Topeka, KS	Orlando, FL	Louisville	.056	4	18	2	1	1	0	0	0	0	0	0	0	4	2	.056	.066			
78	Henry, Justin	L	R	6-3	180	4-30-85	Houston, MS	Vicksburg, MS	Columbus	.284	11.4	422	67	120	222	28	1	24	70	25	99	3	338	3	.368	.526	0.017		
		R	R	6-0	210	11-15-82	Topeka, KS	Orlando, FL	Cleveland	.125	10	24	2	3	4	1	0	0	1	0	1	0	5	1	.160	.167			
		R	R	6-0	210	11-15-82	Topeka, KS	Orlando, FL	Erie	.309	11.3	376	52	116	152	24	6	0	46	62	52	21	410	4	.404	.526			
		R	R	5-8	175	10-3-82	Temple, TX	Murphy, TX	Toledo	.421	6	19	5	8	10	2	0	0	0	0	1	3	2	2	500	.526			
		R	R	5-8	175	10-3-82	Temple, TX	Murphy, TX	Gwinnett	.273	9.9	366	64	100	127	16	4	1	24	57	59	17	372	3	.347	.347			
		R	R	5-8	175	10-3-82	Temple, TX	Murphy, TX	Atlanta	.208	2.0	48	4	10	11	1	0	0	0	0	0	1	4	6	0	.269	.229	0.038	

TIGERS SPRING TRAINING ROSTER



ALPHABETICAL		NUMERICAL		POSITIONAL
Albuquerque, Al, rhp	62	8	McClendon, Lloyd, coach	MANAGER
Avila, Alex, c+	13	9	Laird, Gerald, c	Leyland, Jim 10
Balester, Collin, rhp	31	10	Leyland, Jim, manager	COACHES (6)
Belliard, Rafael, coach	17	12	Dirks, Andy, of+	Belliard, Rafael 17
Below, Duane, lhp	64	13	Avila, Alex, c+	Brookens, Tom 61
Benoit, Joaquin, rhp	53	14	Jackson, Austin, of	Jones, Jeff 51
Berry, Quintin, of+	*66	15	Inge, Brandon, inf	Lamont, Gene 22
Boesch, Brennan, of+	26	17	Belliard, Rafael, coach	McClendon, Lloyd 8
Bootcheck, Chris, rhp	*68	20	Dotel, Octavio, rhp	Rojas, Mike 59
Brantly, Rob, c+	*71	21	Young, Delmon, of	PITCHERS (25)
Brookens, Tom, coach	61	22	Lamont, Gene, coach	Albuquerque, Al, rhp 62
Cabrera, Miguel, inf	24	24	Cabrera, Miguel, inf	Balester, Collin, rhp 31
Casali, Curt, c	*82	25	Raburn, Ryan, inf/of	Below, Duane, lhp 64
Castellanos, Nick, inf	*79	26	Boesch, Brennan, of+	Benoit, Joaquin, rhp 53
Ciriaco, Audy, inf	*65	27	Peralta, Jhonny, inf	Bootcheck, Chris, rhp *68
Coke, Phil, lhp	40	28	Fielder, Prince, inf+	Coke, Phil, lhp 40
Crosby, Casey, lhp	45	29	Worth, Danny, inf	Crosby, Casey, lhp 45
Diaz, Argenis, inf	*70	31	Balester, Collin, rhp	Dotel, Octavio, rhp 20
Dirks, Andy, of+	12	32	Kelly, Don, inf/of+	Downs, Darin, lhp *75
Dotel, Octavio, rhp	20	33	Garcia, Avisail, of	Fister, Doug, rhp 58
Downs, Darin, lhp	*75	34	Pauley, David, rhp	Hoffman, Matt, lhp 44
Fielder, Prince, inf+	28	35	Verlander, Justin, rhp	Marte, Luis, rhp 49
Fister, Doug, rhp	58	36	Thomas, Clete, of+	Oliver, Andy, rhp 43
Garcia, Avisail, of	33	37	Scherzer, Max, rhp	Ortega, Jose, rhp 56
Head, Jerad, of	*72	38	Stohr, Tyler, rhp	Pauley, David, rhp 34
Henry, Justin, inf/of+	*78	39	Santiago, Ramon, inf#	Porcello, Rick, rhp 48
Hoffman, Matt, lhp	44	40	Coke, Phil, lhp	Scherzer, Max, rhp 37
Holaday, Bryan, c	*76	41	Martinez, Victor, c#	Schlereth, Daniel, lhp 55
Inge, Brandon, inf	15	43	Oliver, Andy, lhp	Smyly, Drew, lhp *80
Jackson, Austin, of	14	44	Hoffman, Matt, lhp	Stohr, Tyler, rhp 38
Jones, Jeff, coach	51	45	Crosby, Casey, lhp	Turner, Jacob, rhp 50
Kelly, Don, inf/of+	32	46	Valverde, Jose, rhp	Valverde, Jose, rhp 46
Laird, Gerald, c	9	48	Porcello, Rick, rhp	Verlander, Justin, rhp 35
Lamont, Gene, coach	22	49	Marte, Luis, rhp	Villarreal, Brayan, rhp 60
Leyland, Jim, manager	10	50	Turner, Jacob, rhp	Wilk, Adam, lhp 57
Leyland, Patrick, c	*77	51	Jones, Jeff, coach	CATCHERS (9)
Marte, Luis, rhp	49	52	Perez, Herman, inf	Avila, Alex+ 13
Martinez, Victor, c#	41	53	Benoit, Joaquin, rhp	Brantly, Rob+ *71
McCann, James, c	*81	55	Schlereth, Daniel, lhp	Casali, Curt *82
McClendon, Lloyd, coach	8	56	Ortega, Jose, rhp	Holaday, Bryan *76
Oliver, Andy, lhp	43	57	Wilk, Adam, lhp	Laird, Gerald 9
Ortega, Jose, rhp	56	58	Fister, Doug, rhp	Leyland, Patrick *77
Patterson, Eric, inf/of+	*74	59	Rojas, Mike, coach	Martinez, Victor# 41
Pauley, David, rhp	34	60	Villarreal, Brayan, rhp	McCann, James *81
Peralta, Jhonny, inf	27	61	Brookens, Tom, coach	Santos, Omir *67
Perez, Herman, inf	52	62	Albuquerque, Al, rhp	INFELDERS (14)
Porcello, Rick, rhp	48	*63	Strieby, Ryan, inf	Cabrera, Miguel 24
Raburn, Ryan, inf/of	25	64	Below, Duane, lhp	Castellanos, Nick *79
Rojas, Mike, coach	59	*65	Ciriaco, Audy, inf	Ciriaco, Audy *65
Santiago, Ramon, inf#	39	*66	Berry, Quintin, of+	Diaz, Argenis *70
Santos, Omir, c	*67	*67	Santos, Omir, c	Fielder, Prince+ 28
Scherzer, Max, rhp	37	*68	Bootcheck, Chris, rhp	Inge, Brandon 15
Schlereth, Daniel, lhp	55	*70	Diaz, Argenis, inf	Kelly, Don+ 32
Smyly, Drew, lhp	*80	*71	Brantly, Rob, c+	Patterson, Eric+ *74
Stohr, Tyler, rhp	38	*72	Head, Jerad, of	Peralta, Jhonny 27
Strieby, Ryan, inf	*63	*73	Young, Matt, of+	Perez, Herman 52
Thomas, Clete, of+	36	*74	Patterson, Eric, inf/of+	Raburn, Ryan 25
Turner, Jacob, rhp	50	*75	Downs, Darin, lhp	Santiago, Ramon# 39
Valverde, Jose, rhp	46	*76	Holaday, Bryan, c	Strieby, Ryan *63
Verlander, Justin, rhp	35	*77	Leyland, Patrick, c	Worth, Danny 29
Villarreal, Brayan, rhp	60	*78	Henry, Justin, inf/of+	OUTFIELDERS (10)
Wilk, Adam, lhp	57	*79	Castellanos, Nick, inf	Berry, Quintin+ *66
Worth, Danny, inf	29	*80	Smyly, Drew, lhp	Boesch, Brennan+ 26
Young, Delmon, of	21	*81	McCann, James, c	Dirks, Andy+ 12
Young, Matt, of+	*73	*82	Casali, Curt, c	Garcia, Avisail 33
				Head, Jerad *72
				Henry, Justin+ *78
				Jackson, Austin 14
				Thomas, Clete+ 36
				Young, Delmon 21
				Young, Matt+ *73

* - non-roster invitee
 + - lefthanded hitter
 # - switch-hitter

THIS IS YOUR GAME



tigers.com
Baseball Everywhere™

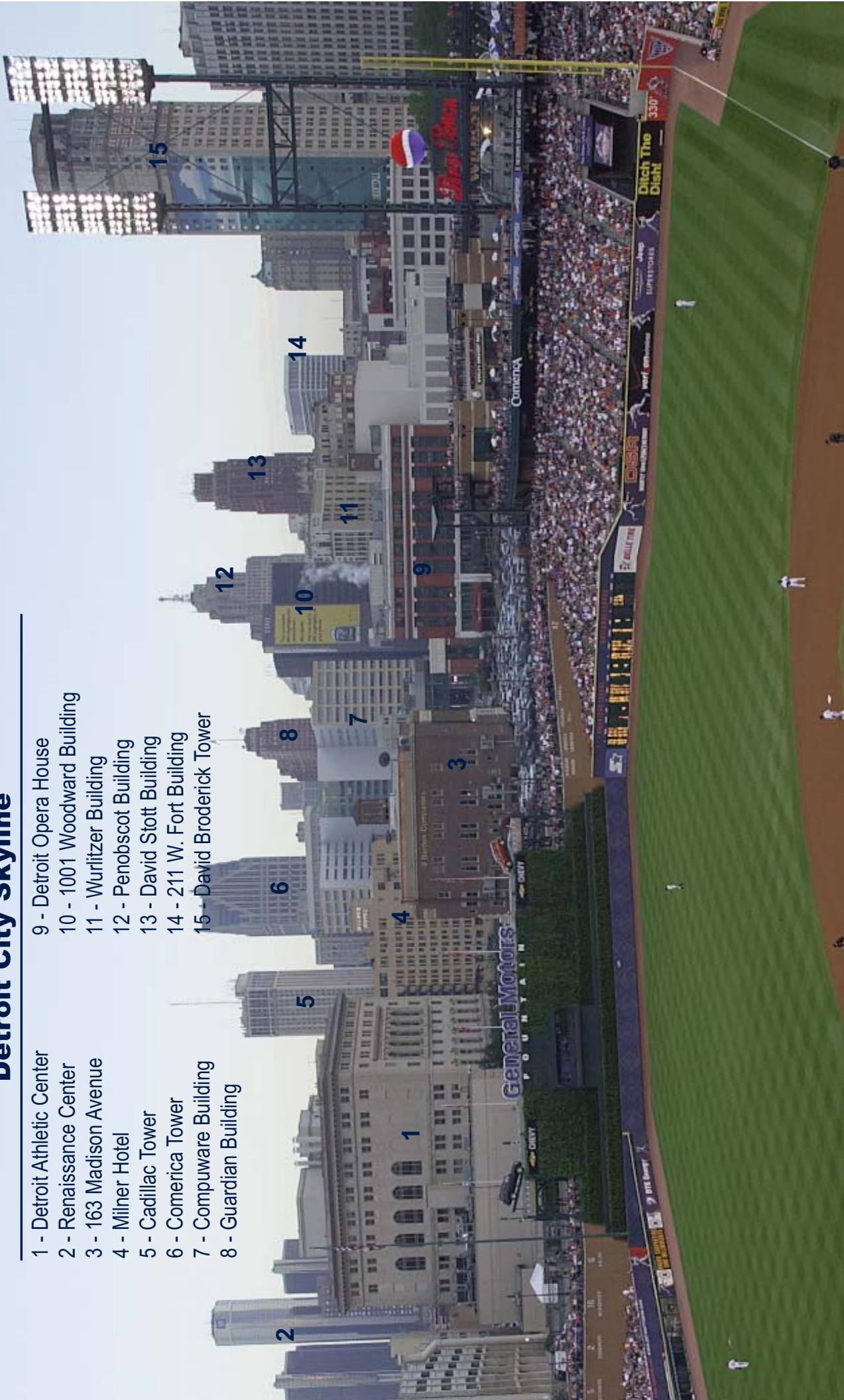
tigers.com lets you customize how you follow the Tigers, whether checking in at Comerica Park with At Bat 12 or watching games live or on-demand on your favorite devices with MLB.TV. tigers.com delivers breaking news, up-to-the-moment stats and ticket and gear offers whenever and wherever you want it on your computer, tablet or mobile phone. This is your game, follow it your way.



© 2012 MLB Advanced Media, L.P. Major League Baseball trademarks and copyrights are used with permission of the applicable MLB entities. All rights reserved. Photos: Getty Images. All screen images simulated. iPhone and iPad are registered trademarks of Apple Inc. All rights reserved.

Detroit City Skyline

- 1 - Detroit Athletic Center
- 2 - Renaissance Center
- 3 - 163 Madison Avenue
- 4 - Milner Hotel
- 5 - Cadillac Tower
- 6 - Comerica Tower
- 7 - Compuware Building
- 8 - Guardian Building
- 9 - Detroit Opera House
- 10 - 1001 Woodward Building
- 11 - Wuritzer Building
- 12 - Penobscot Building
- 13 - David Stott Building
- 14 - 211 W. Fort Building
- 15 - David Broderick Tower





2012 TIGERS SCHEDULE

APRIL						
SUN	MON	TUE	WED	THU	FRI	SAT
1	2	3	4	5 BOS 1:05	6	7 BOS 4:05
8 BOS 1:05	9	10 TB 1:05	11 TB 1:05	12 TB 1:05	13 CWS 2:10	14 CWS 4:10
15 CWS 2:10	16 KC 8:10	17 KC 8:10	18 KC 8:10	19 TEX 7:05	20 TEX 7:05	21 TEX 1:05
22 TEX 1:05	23	24 SEA 7:05	25 SEA 7:05	26 SEA 1:05	27 NYY 7:05	28 NYY 4:05
29 NYY 1:05	30 KC 7:05					

MAY						
SUN	MON	TUE	WED	THU	FRI	SAT
		1 KC 7:05	2 KC 1:05	3	4 CWS 7:05	5 CWS 4:05
6 CWS 1:05	7 SEA 10:10	8 SEA 10:10	9 SEA 10:10	10 OAK 10:05	11 OAK 10:05	12 OAK 8:05
13 OAK 4:05	14 CWS 8:10	15 CWS 2:10	16 MIN 7:05	17 MIN 7:05	18 PIT 7:05	19 PIT 4:05
20 PIT 1:05	21	22 CLE 7:05	23 CLE 7:05	24 CLE 12:05	25 MIN 8:10	26 MIN 2:10
27 MIN 2:10	28 BOS 1:35	29 BOS 7:10	30 BOS 7:10	31 BOS 7:10		

JUNE						
SUN	MON	TUE	WED	THU	FRI	SAT
					1 NYY 7:05	2 NYY 7:15
3 NYY 1:05	4	5 CLE 7:05	6 CLE 7:05	7 CLE 1:05	8 CIN 7:10	9 CIN 4:10
10 CIN 1:10	11	12 CHC 8:05	13 CHC 8:05	14 CHC 2:20	15 COL 7:05	16 COL 4:05
17 COL 1:05	18	19 STL 7:05	20 STL 7:05	21 STL 1:05	22 PIT 7:05	23 PIT 4:05
24 PIT 1:35	25 TEX 8:05	26 TEX 8:05	27 TEX 8:05	28 TB 7:10	29 TB 7:10	30 TB 7:15

JULY						
SUN	MON	TUE	WED	THU	FRI	SAT
1 TB 1:40	2 MIN 7:05	3 MIN 7:05	4 MIN 7:05	5 MIN 1:05	6 KC 7:05	7 KC 4:05
8 KC 1:05	9	10 All-Star Game (KC)	11	12	13 BAL 7:05	14 BAL 7:05
15 BAL 1:35	16 LAA 7:05	17 LAA 7:05	18 LAA 7:05	19 LAA 1:05	20 CWS 7:05	21 CWS 7:05
22 CWS 1:05	23	24 CLE 7:05	25 CLE 7:05	26 CLE 7:05	27 TOR 7:07	28 TOR 1:07
29 TOR 1:07	30 BOS 7:10	31 BOS 7:10				

AUGUST						
SUN	MON	TUE	WED	THU	FRI	SAT
			1 BOS 7:10	2	3 CLE 7:05	4 CLE 7:05
5 CLE 1:05	6 NYY 7:05	7 NYY 7:05	8 NYY 7:05	9 NYY 1:05	10 TEX 8:05	11 TEX 8:05
12 TEX 3:05	13 MIN 8:10	14 MIN 8:10	15 MIN 1:10	16	17 BAL 7:05	18 BAL 7:05
19 BAL 1:05	20	21 TOR 7:05	22 TOR 7:05	23 TOR 1:05	24 LAA 7:05	25 LAA 7:05
26 LAA 1:05	27	28 KC 8:10	29 KC 8:10	30 KC 8:10	31 CWS 7:05	

SEPTEMBER/OCTOBER						
SUN	MON	TUE	WED	THU	FRI	SAT
						1 CWS 7:05
2 CWS 1:05	3 CLE 1:05	4 CLE 7:05	5 CLE 7:05	6	7 LAA 10:05	8 LAA 9:05
9 LAA 3:35	10 CWS 8:10	11 CWS 8:10	12 CWS 8:10	13 CWS 8:10	14 CLE 7:05	15 CLE 4:05
16 CLE 3:05	17	18 OAK 7:05	19 OAK 7:05	20 OAK 1:05	21 MIN 7:05	22 MIN 7:05
23 MIN 1:05	24	25 KC 7:05	26 KC 7:05	27 KC 1:05	28 MIN 8:10	29 MIN 1:10
30 MIN 2:10	1 KC 8:10	2 KC 8:10	3 KC 8:10	4	5	6

Game dates and times are subject to change.

tigers.com

HOME

AWAY